

A photograph of a man with short grey hair and glasses, wearing a light-colored plaid suit jacket over a dark shirt and tie. He is speaking and gesturing with his right hand, pointing towards the left. He is holding a smartphone in his left hand. The background is a blurred indoor setting, possibly a conference or meeting room, with other people visible.

UNIVERSITY
OF
CALIFORNIA

Annual Report on University Private Support

2018–19



Contents

University of California
Annual Report on University Private Support
2018–19

OVERVIEW OF THE FUNDRAISING YEAR 1

STUDENT FINANCIAL SUPPORT 3

SUMMARY DATA

System Summary.....	4
Source, Purpose and Asset Type	5
Additions to Endowment.....	6
Planned Giving Assets Under Management.....	7
Bequests Distributed.....	8
Fundraising Campaign Status Report	9

USES OF PRIVATE SUPPORT

Restrictions on Use.....	10
Gifts by Discipline.....	11
Endowed Chairs and Professorships	12
Other UC Programs	13
Division of Agriculture and Natural Resources	15

THE CAMPUSES

Berkeley.....	18
Davis.....	20
Irvine.....	22
Los Angeles.....	24
Merced.....	26
Riverside.....	28
San Diego.....	30
San Francisco.....	32
Santa Barbara.....	34
Santa Cruz.....	36

APPENDICES

Campus Foundation Leadership	38
Glossary.....	42
20 Years of Private Support for the System.....	44
10 Years of Private Support for the Campuses.....	45
Reporting Conventions	47

CAMPUS URL DIRECTORY

For more information on the campuses and their private support programs, visit these websites:

<https://give.berkeley.edu>
<https://give.ucdavis.edu>
<http://give.uci.edu/>
<http://giveteto.ucla.edu/>
<http://giving.ucmerced.edu/>
<http://www.ucr.edu/giving/>
<http://campaign.ucsd.edu>
<http://giving.ucsf.edu/>
<https://giving.ucsb.edu>
<https://giving.ucsc.edu/>

ANNUAL REPORT URL

<http://www.ucop.edu/institutional-advancement/reports/index.html>

All images included in this report are from the University of California Office of the President's digital repository of photographs taken at various UC campuses, showing the depth and breadth of research, education and public service occurring at the University of California.



Executive Summary

Annual Report on University Private Support for the 2018–19 Fundraising Year

For the second year in a row, the University of California raised over \$2.7 billion from the philanthropic community. This was the fifth year in a row that UC surpassed the \$2 billion mark in private support, impressive results that reflect the long-term trend of strong philanthropic giving, both in terms of dollars raised and the number of contributors to UC.

Since year-to-year results can fluctuate, it is often more informative to measure the university's fundraising success by examining the average amount received by the university in five-year incremental periods over the past 20 years: 2000-2004, \$1.027 billion; 2005-09, \$1.342 billion; 2010-14, \$1.580 billion; 2015-19, \$2.351 billion. Fluctuations from year to year can occur due to economic conditions and the timing of significant gifts; examining fundraising results over a period of years accounts for these factors, and illustrates the tremendous growth in private support to UC, particularly in the last five years. The university's overall fundraising results are primarily due to the cumulative impact of the work being done to increase private support at each of the 10 campuses, and the corresponding response from the broad philanthropic community.

The Annual Report on Private Support summarizes giving from well over 300,000 donors. This includes many loyal donors, who provide consistent support to the university, as well as first-time donors. The annual report seeks to provide an overview of philanthropy at the University of California in two separate ways. First, it provides a high level summary of philanthropic support to the entire UC system via an array of summary schedules that display gift totals in major categories based on gift source and gift purpose. In short, it describes who is supporting UC and what areas they are supporting. Second, campus schedules provide this same summary information at the local level, along with profiles of private giving at each campus that provide further insight into the role that philanthropy is playing.

There are a number of themes that emerge from the individual campus profiles: an expanded donor base reflected by the total number of gifts received during the year; a significant increase in first-time donors, particularly in efforts such as campus "Giving Days"; increasing awareness and support from faculty, staff and current students; philanthropic support from the local community, as well as donors from across the country and internationally; broad interest in student support reflected in gifts for scholarships and fellowships; and the critical role of comprehensive campaigns in galvanizing support.

The past few years have seen a rise in record setting comprehensive fundraising campaigns by higher education institutions — including UC campuses. Fundraising campaigns at public institutions used to occur fairly infrequently; now, in any given year, a UC campus is seemingly in a campaign or planning their campaign. While

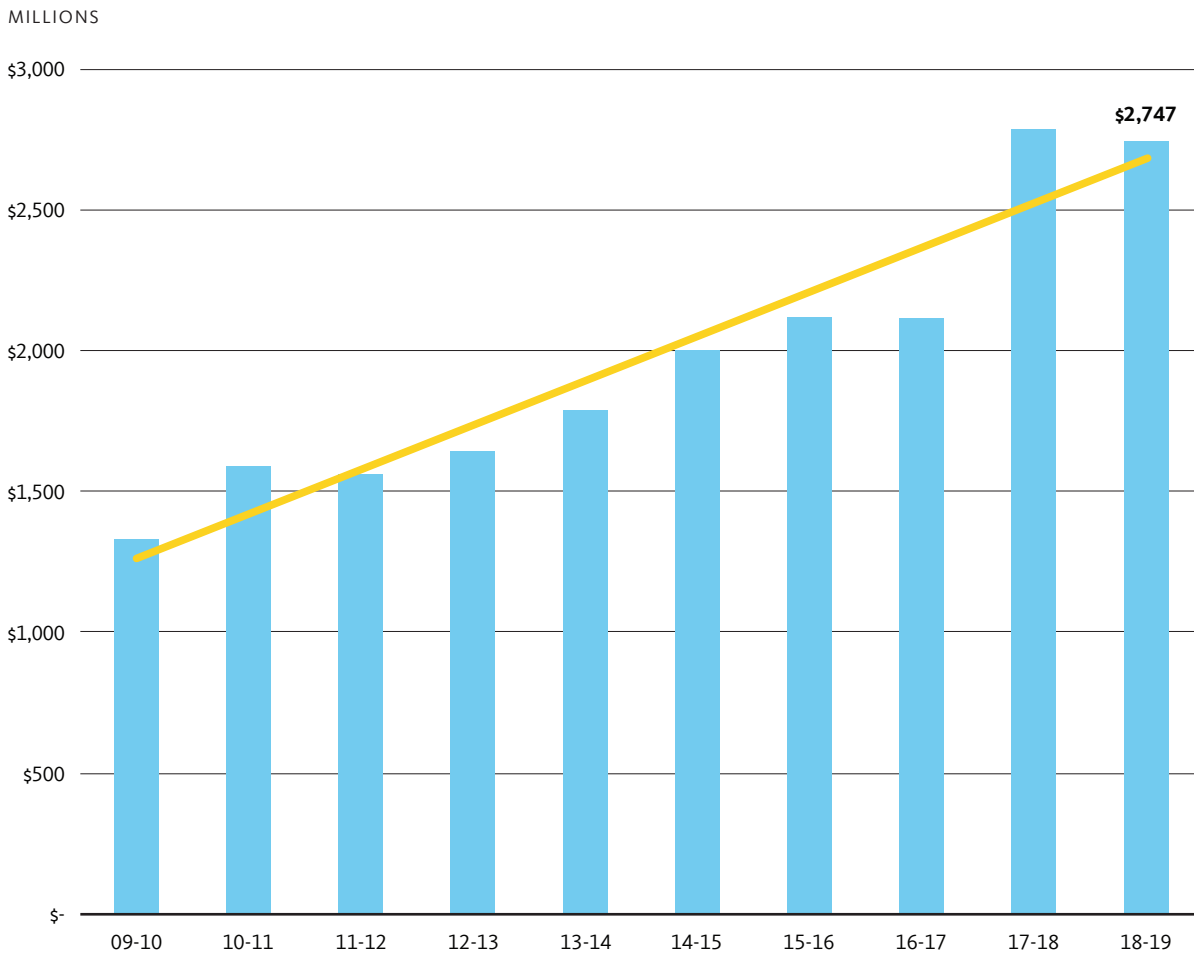
UC is always raising funds, campaigns can often help a campus move fundraising to the next plateau by leveraging its fundraising momentum and focusing on deepening engagement with its broad constituent population. Campaigns require the university's ongoing development and stewardship of relationships with those who have a passion and commitment to furthering its teaching, research, clinical care and public service activities.

Although fundraising priorities vary from campus to campus, there are certain common areas where campuses are particularly focused on raising gift funds. Supporting stellar faculty has long been a priority of the university's fundraising efforts, and the philanthropic community has recognized the importance of chairs and responded accordingly. At each campus, endowed chairs continued to provide a mechanism to support faculty excellence. An endowed chair honors and recognizes the distinction of superior faculty while providing invaluable financial support to the university, and allows philanthropists the opportunity to support a field of academic endeavor that is of particular interest to them. All of our campuses are encouraging establishment of endowed chairs and professorships and UC received approximately \$200 million in gifts for endowed chairs this past fiscal year. This continues the success of the past twenty years, as over half of all endowed chairs/professorships have been established since 2000. (The current total, spread among the campuses, is 2,312 and growing; 123 chairs/professorships were established in 2018–19.)

Another area of common focus is student support. In this past fiscal year, the university received \$211 million in gifts for scholarships and fellowships. This is an increase of \$28 million over the prior year. Historically, privately-funded scholarships and fellowships have represented a small, but important, element of university financial aid. However, as the importance has increased, there are now approximately 30,000 UC students who receive privately-funded financial aid. This total number represents the sum total of a wide spectrum of gifts designated for scholarships, fellowships, awards and prizes. The campus narratives highlight a number of these gifts and help illustrate the impact of this support. Whether assisting a first-generation college student to achieve her dreams of a degree or allowing medical school students to graduate without the debt that often discourages pursuit of certain areas of service — these gifts are often some of the most inspirational and life-changing.

The depth and breadth of giving at the University of California makes it challenging to present a comprehensive picture of the importance of giving on a single campus, let alone the entire UC system. This philanthropic support is enhancing virtually every aspect of the university, from laboratory and academic facilities to student financial support and research that is impacting local communities and the world.

10-year summary of fundraising



2018–19 Student Financial Support

The University of California has a deep and longstanding commitment to ensuring that financial aid is available for students and their families. The strategy is guided by two goals: ensuring that, at the undergraduate level, the university remains affordable for all California students regardless of their financial resources and enabling the university to compete for the best and the brightest graduate students from around the world. UC provided over \$3.2 billion in gift assistance (grants and scholarships/fellowships) in 2017–18. Federal aid (primarily Pell Grants) and state aid (such as Cal Grants) was significant, but the largest source of funds was UC's commitment of its own resources of over \$1.6 billion in aid to UC students. As tuition has historically been moderate, privately-funded scholarships and fellowships have played a smaller, but crucial role, in student financial support.

OVERVIEW OF UC FINANCIAL AID — UNDERGRADUATE AFFORDABILITY

In 2017–18, the most recent year for which data is available, UC undergraduates received about \$2.5 billion in grants and scholarships. Several features distinguish UC's financial aid strategy from those of other colleges and universities: scholarships programs are primarily need-based, as almost 90 percent of UC aid is awarded in this fashion; aid is designed to address the entire cost of attendance — not just tuition, but also room and board, books and supplies, personal expenses, health insurance and other costs; and the allocation of financial aid across campuses so that every campus can provide a similar level of affordability — allowing students to choose among campuses based on “fit,” not cost.

The UC undergraduate scholarship programs are also distinguishable based upon their size and scope. The majority of UC undergraduate students pay much less than the tuition “sticker price.” 57 percent of all California resident undergraduates pay no tuition and fees. On average, UC students receive more aid and pay lower tuition than students at other major public research universities. Among California resident undergraduates who received a grant or scholarship in 2017–18, the average per student award exceeded \$18,000, much more than the \$12,630 in systemwide tuition and fees. While UC students' debt at graduation has increased in recent years, it remains manageable and well below the national average. Fifty-two percent of all graduating students have no student loan debt; those that do borrow have an average of about \$20,200.

UC'S BLUE AND GOLD OPPORTUNITY PLAN

The Blue and Gold Opportunity plan was established to send a clear, simple message to California families: They can afford a UC education. This plan ensures that California students with financial

need and parent income below \$80,000 have their systemwide tuition covered by grants and scholarships. Students with sufficient need typically receive additional grant aid to help cover other expenses, such as campus fees, housing, books and transportation.

GRADUATE STUDENT SUPPORT

UC's graduate student support strategy is decentralized, reflecting differences in the competitive environment, the applicant pool and the costs associated with the university's many graduate academic and professional degree programs. Academic doctoral students are typically supported by merit-based fellowships, research assistantships and teaching assistantships. Students in professional degree programs rely largely on need- and merit-based fellowships, as well as student loans. These students are charged Professional Degree Supplemental Tuition, which varies by program, in addition to their base tuition and fees.

PHILANTHROPIC SUPPORT

As government funding for undergraduate and graduate students has decreased, UC is committed to increasing support from other resources — with a renewed emphasis on private support for scholarships and fellowships.

In recent years, over 29,500 students received privately funded scholarships and fellowships — over \$181 million in total each year. These awards consist of almost equal parts current use gifts and payout from endowment funds. In order to enable UC to meet the growing need, new gifts must be received in order to replenish the funds distributed and provide support to even more students.

In 2018–19, over \$211 million of gifts received by UC were designated for student support. This total number represents the sum total of a wide spectrum of gifts designated for scholarships, fellowships, awards and prizes. The campus narratives highlight a number of these gifts and help illustrate the impact of this support. Whether assisting a first-generation college student to achieve her dreams of a degree, or allowing medical school students to graduate without the debt that often discourages pursuit of certain areas of service — these gifts are often some of the most inspirational and life-changing.

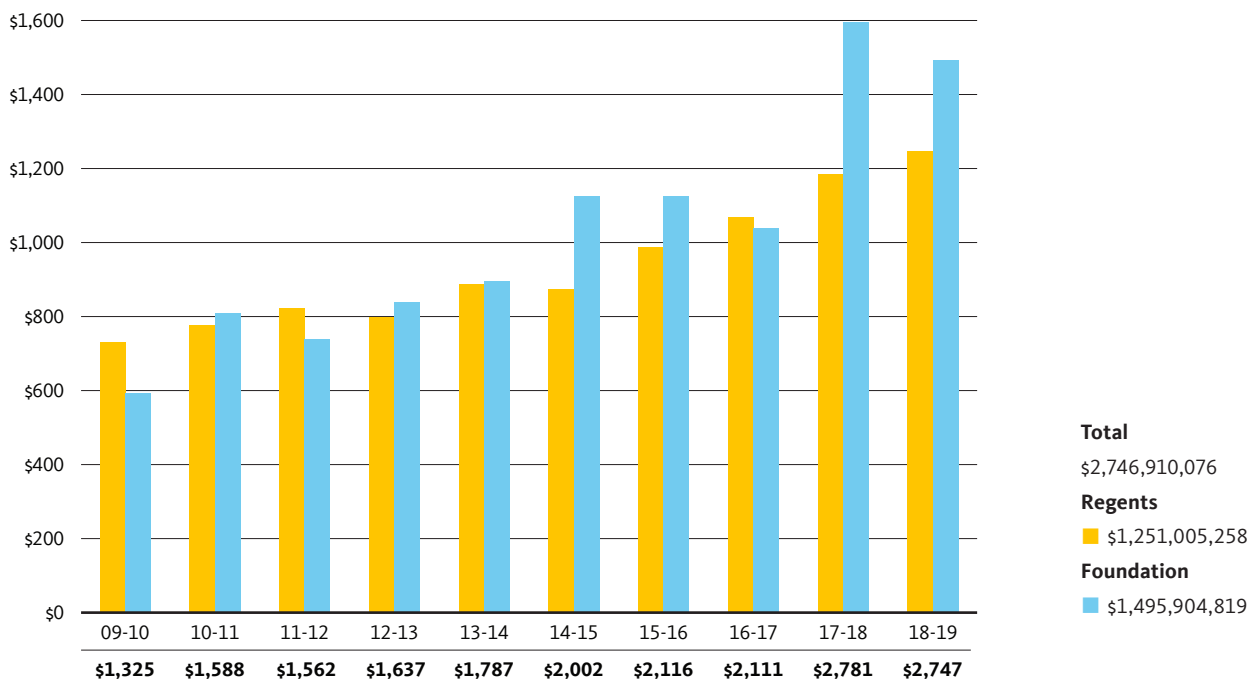
2018–19 System Summary

Private Support to Regents and Campus Foundations by Cash Reporting Convention

CAMPUS	Regents	Foundations	Totals
Berkeley	\$274,418,759	\$280,806,856	\$555,225,616
Davis	\$124,507,163	\$53,665,933	\$178,173,096
Irvine	\$35,426,601	\$80,172,938	\$115,599,540
Los Angeles	\$238,591,938	\$494,421,373	\$733,013,311
Merced	\$3,487,663	\$2,127,797	\$5,615,461
Riverside	\$15,261,977	\$8,580,500	\$23,842,477
San Diego	\$183,112,520	\$105,921,247	\$289,033,767
San Francisco	\$205,767,690	\$416,983,582	\$622,751,272
Santa Barbara	\$140,414,357	\$42,153,205	\$182,567,561
Santa Cruz	\$20,000,936	\$11,071,387	\$31,072,322
ANR	\$4,261,772	\$0	\$4,261,772
UC Other Programs	\$5,753,883	\$0	\$5,753,883
Total	\$1,251,005,258	\$1,495,904,819	\$2,746,910,076

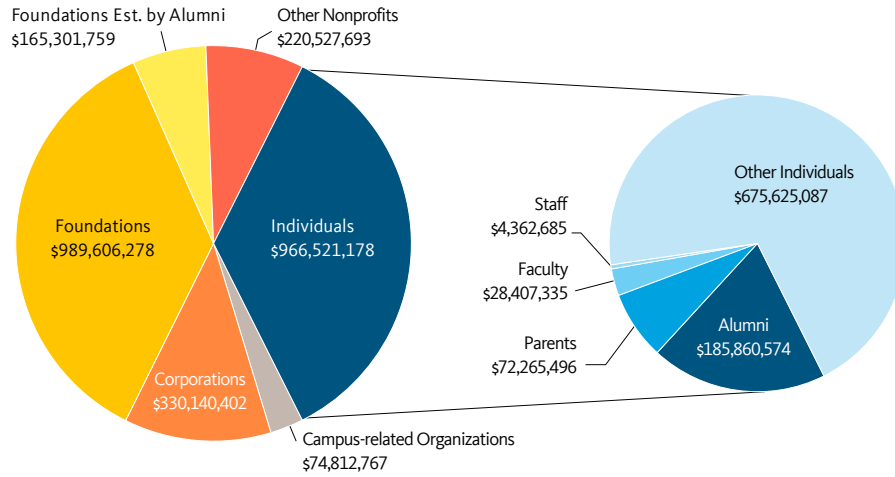
10-year cash report summary

MILLIONS

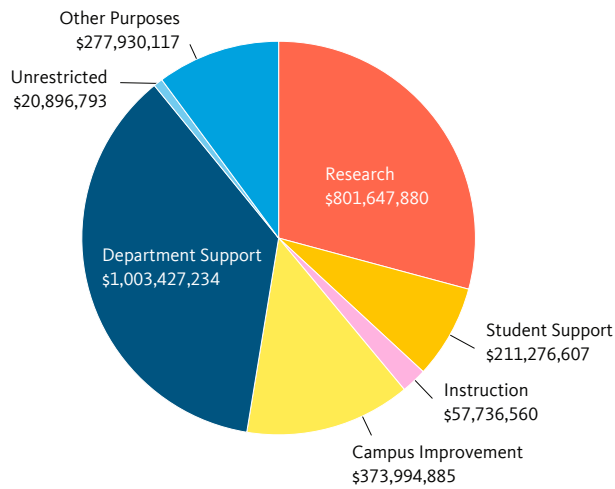


2018–19 Source, Purpose and Asset Type: \$2.747 Billion

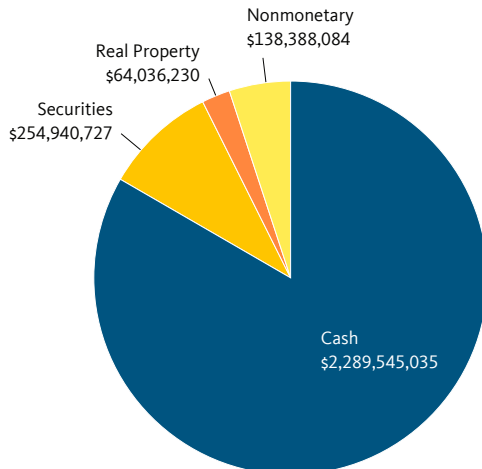
Gift source



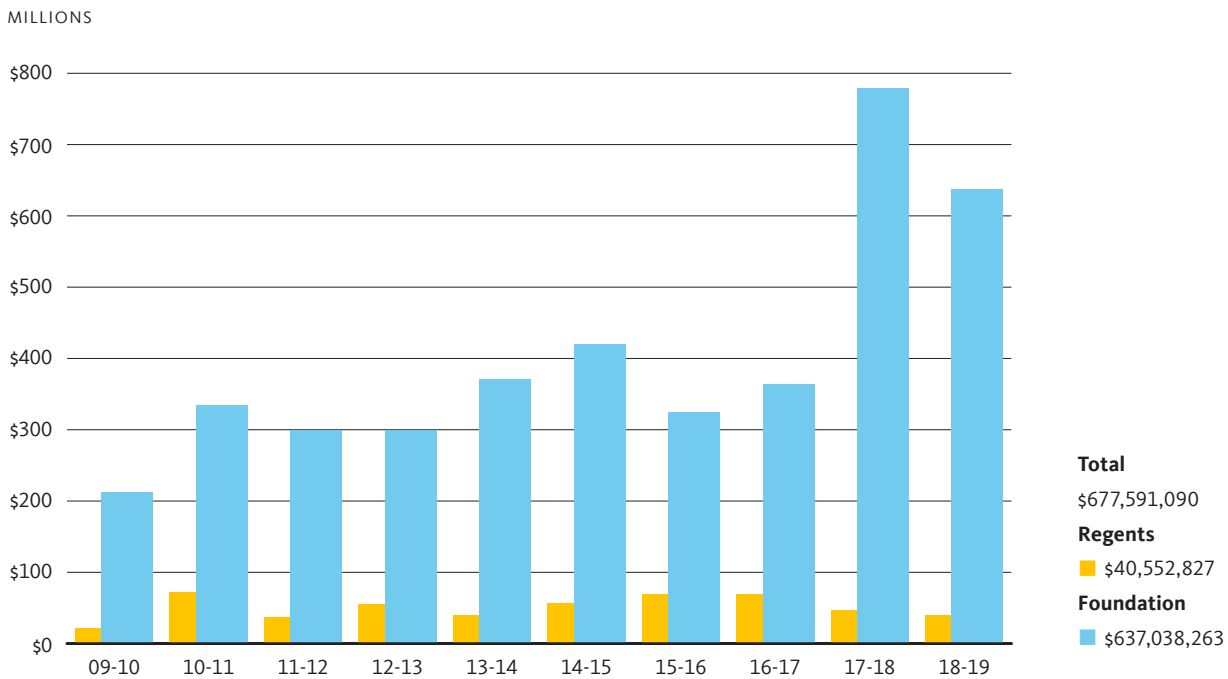
Gift purpose



Asset type



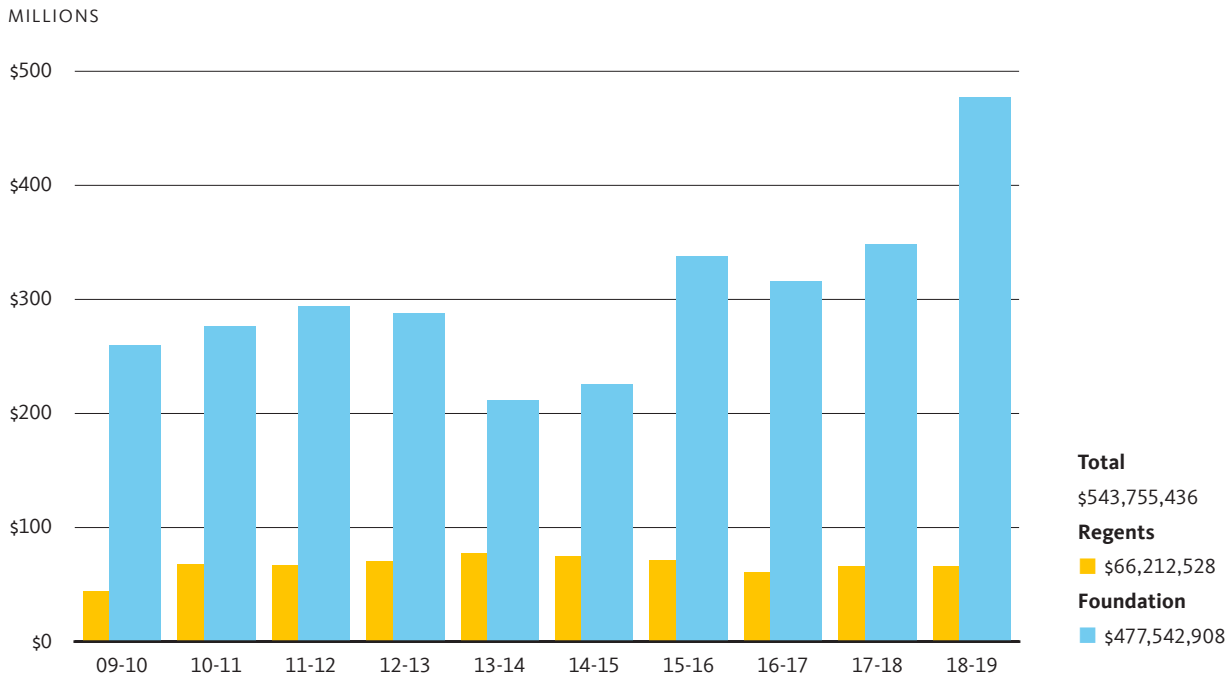
2018–19 Additions to Endowment: \$678 Million



YEAR	Regents		Foundations		Total
09-10	\$22,230,543	9.5%	\$212,480,081	90.5%	\$234,710,624
10-11	\$71,949,963	17.7%	\$334,621,406	82.3%	\$406,571,370
11-12	\$36,555,336	10.9%	\$299,111,358	89.1%	\$335,666,694
12-13	\$54,836,099	15.5%	\$299,620,530	84.5%	\$354,456,629
13-14	\$39,567,824	9.6%	\$370,565,482	90.4%	\$410,133,306
14-15	\$56,953,475	11.9%	\$420,037,975	88.1%	\$476,991,450
15-16	\$68,925,529	17.5%	\$324,268,777	82.5%	\$393,194,306
16-17	\$69,959,759	16.1%	\$364,197,974	83.9%	\$434,157,733
17-18	\$46,496,372	5.6%	\$778,900,924	94.4%	\$825,397,296
18-19	\$40,552,827	6.0%	\$637,038,263	94.0%	\$677,591,090

The preliminary estimate for the value of all UC endowment as of June 30, 2019 **\$20.9 BILLION**

2018–19 Planned Giving Assets Under Management



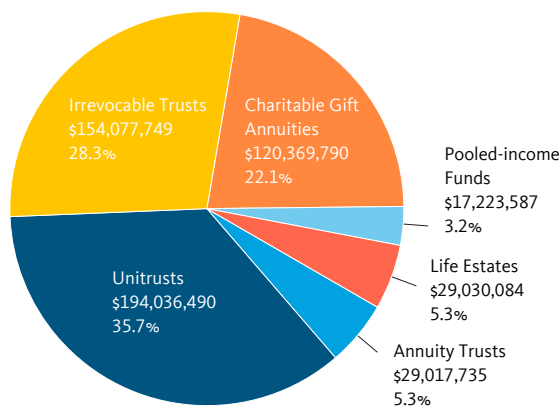
The illustrations on these pages show the total of the planned giving assets where the Regents or a campus foundation are serving as the trustee. The total under management for 2019 is \$543,755,436. All of these assets are irrevocably dedicated to the university and ultimately will be distributed for charitable purposes on the campuses.

The University of California has established planned giving programs at each of our campuses. University staff work with donors and their advisers, if appropriate, to help structure gifts that meet the donors’ philanthropic and financial objectives.

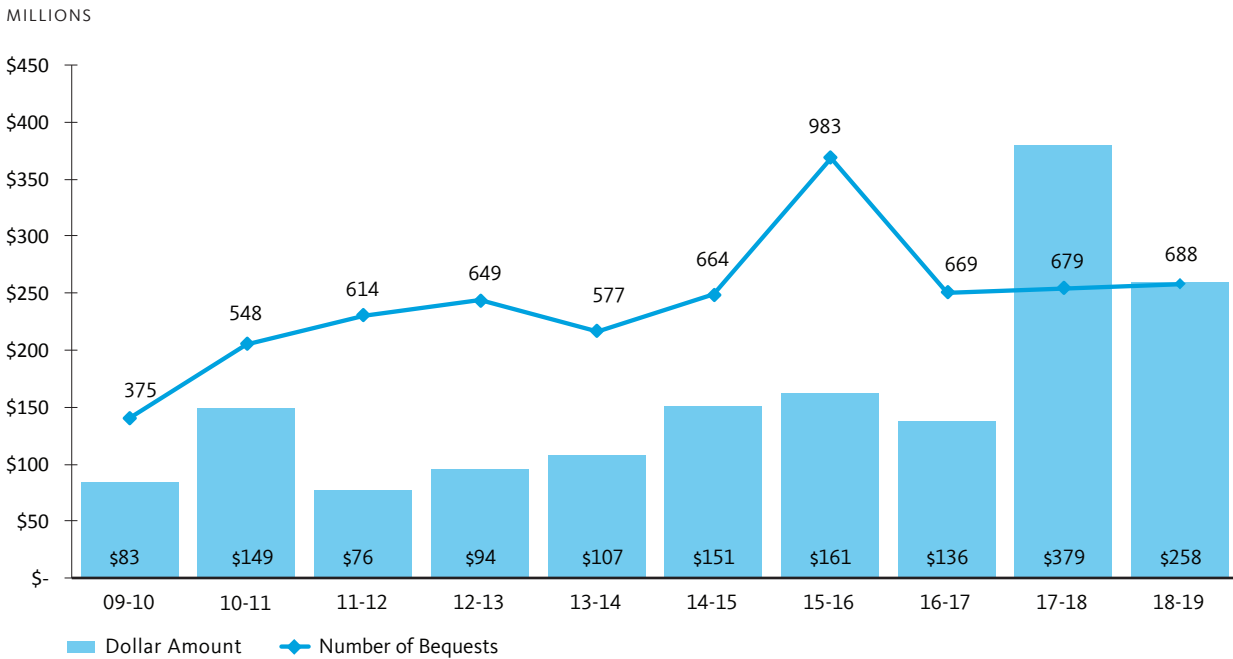
Frequently, this results in the creation of a planned gift, such as a charitable remainder trust, pooled-income fund, charitable gift annuity or similar gift vehicle. Under these arrangements, the principal of the planned gifts is distributed to the university upon the death of the income beneficiaries or at the expiration of a term of years to be used for the charitable purpose designated by the donors.

The totals do not include planned giving assets that are managed by third parties (banks, trust companies), bequest expectancies or any revocable gifts.

2018–19 Total Planned Giving Assets: \$543,755,436



2018–19 Bequests Distributed



The University of California receives steady and significant support from bequests, although there is inherent unpredictability in both the number of bequests and the dollar amount received in any year. Bequests are a frequent source of endowments, as donors seek an opportunity to ensure continued support for the institution — particularly in areas such as student support via the establishment of endowed scholarship and fellowship funds.

The growth in the number of bequests received is reflective of the demographics of the UC alumni population, as well as the efforts of the campus planned giving offices. Whenever possible, the campuses steward family members and friends after receiving bequests so that they are kept aware of the use and benefits of their loved one’s legacy.

This past year, the university received \$258 million in distributions from 688 estates and trusts in which the university was designated as a beneficiary. These distributions may take the form of a specific bequest of property or cash, as well as a residual bequest of a percentage of the residue in the decedent’s estate or trust. Frequently, a donor has provided support for a particular area during his/her lifetime, and provides a bequest to enable this support to continue into the future. As reflected in the chart above, the number of estates and trusts that made distributions to UC this past year increased from the previous year.

As noted in prior years’ reports, the variance in dollars distributed over the past 10 years can be attributed to several factors. The recession caused a considerable reduction in overall estate values as real estate and stock values decreased. While pecuniary bequests have been stable, this resulted in a decline in the value of residual bequests. As the financial markets have improved, estate values are steadily increasing, as reflected in the increase in the total dollars distributed.

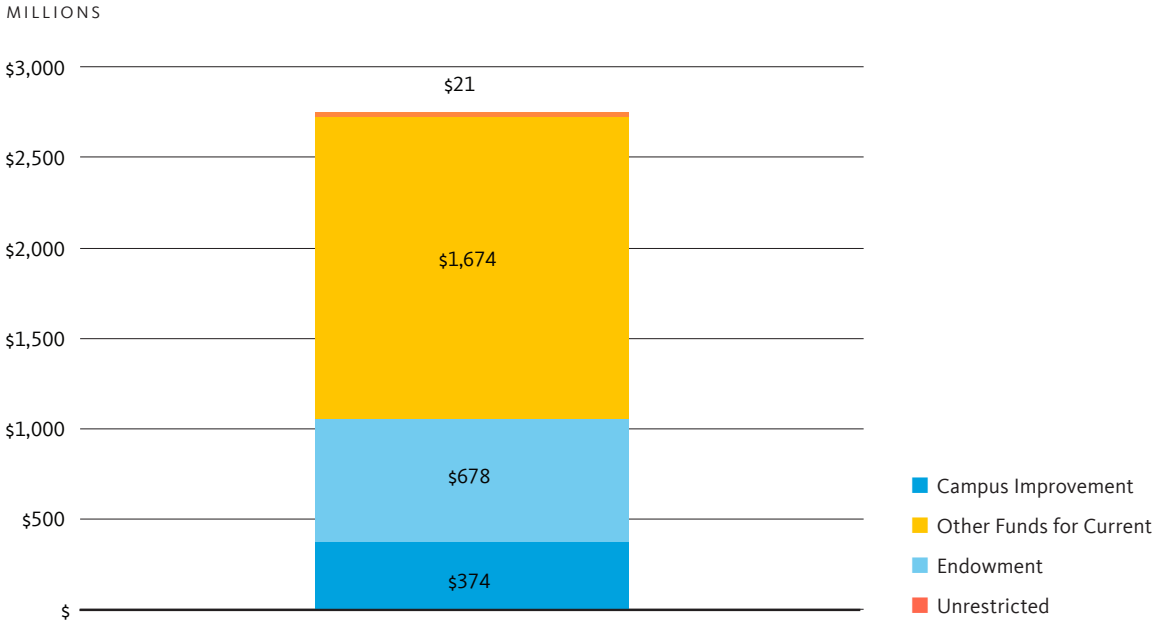
In addition, many estate plans allocate the decedent’s estate to family members and charitable organizations based upon the estate tax implications. For many years, the uncertainty in the federal estate tax made it challenging to craft an estate plan that achieved the objective of supporting one’s heirs and charitable organizations. Since the passage of the American Taxpayer Relief Act of 2012, individuals have greater assurance that their estates can be structured to meet their financial and philanthropic goals.

The Gift Planning Offices on our campuses provide information to alumni and other prospective donors to assist them in meeting their personal and charitable objectives — and also provide much-deserved recognition to donors during their lifetimes. The number of individuals who have indicated that they have provided for the University of California in their estate plans continues to grow, helping to ensure the excellence of the university for future generations.

Fundraising Campaign Status Report, June 30, 2019

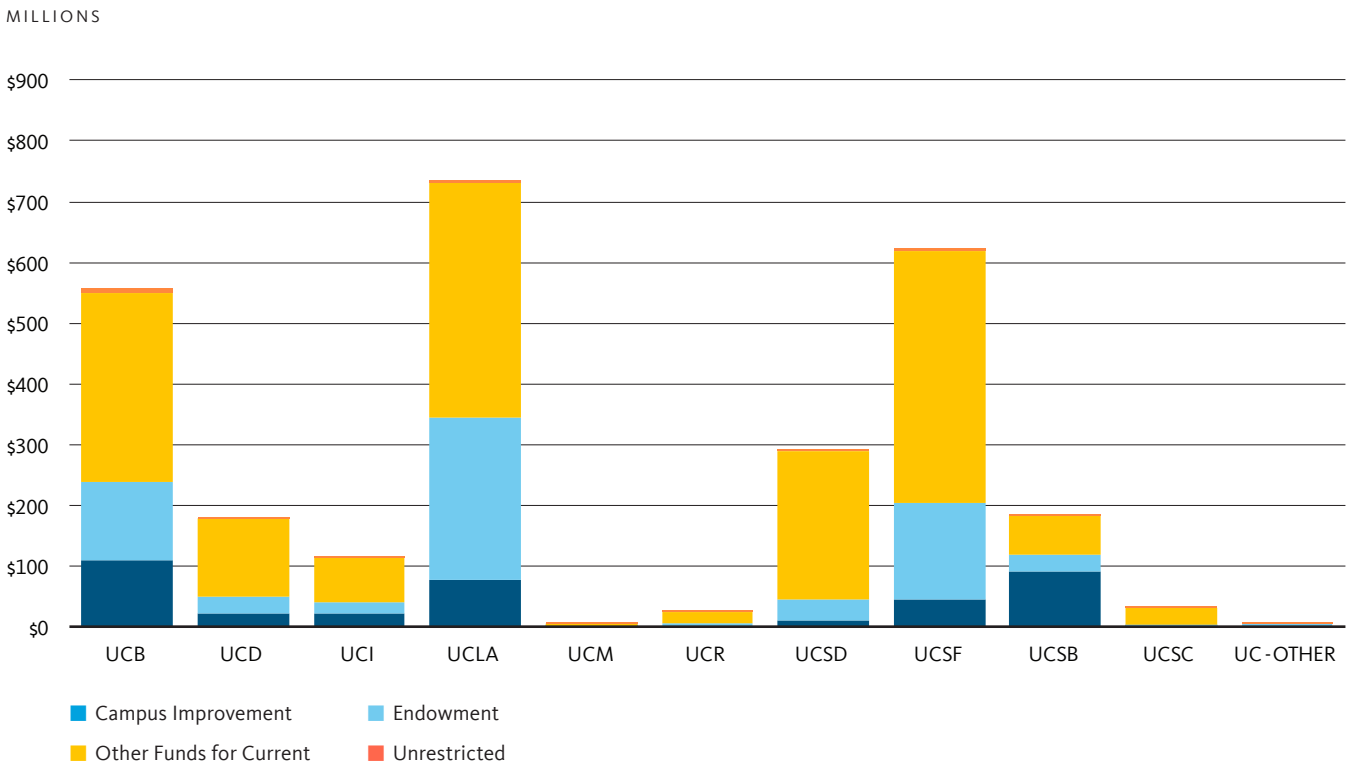
NAME OF CAMPAIGN	Goals	Duration	Gifts/Pledges by 6/30/19
Berkeley <i>No campaign underway at this time</i>			
Davis <i>No campaign underway at this time</i>			
Irvine <i>No campaign underway at this time</i>			
Los Angeles <i>Centennial Campaign</i>	\$4,200,000,000	2013–2019	\$5,029,456,882
Merced <i>No campaign underway at this time</i>			
Riverside <i>Living the Promise: The Campaign for UC Riverside</i>	\$300,000,000	2011–2020	\$247,180,102
San Diego <i>The Campaign for UC San Diego</i>	\$2,000,000,000	2013–2022	\$1,931,827,124
San Francisco <i>UCSF: The Campaign</i>	\$5,000,000,000	2014–2020	\$5,030,405,491
Santa Barbara <i>No campaign underway at this time</i>			
Santa Cruz <i>No campaign underway at this time</i>			
Grand Total	\$11,500,000,000		\$12,238,869,599

2018–19 Restrictions on Use



The University of California received \$678 million (24.7 percent) for endowments held by the Regents and the campus foundations. Campus improvement funds totaled \$374 million (13.6 percent);

an additional \$1,674 million (61 percent) supported other aspects of current operations. Unrestricted funds totaled \$20.9 million and comprised less than 1 percent of the total for private support.



2018–19 Gifts by Discipline

Distribution By Discipline: \$2,746,910,076

	Total	Percentage
Agriculture and Natural Resources	\$61,415,457	2.24%
Arts, Letters and Sciences	\$278,779,157	10.15%
Athletics/Sports	\$101,222,876	3.68%
Business/Management	\$149,269,406	5.43%
Engineering	\$193,110,022	7.03%
Financial Aid	\$38,892,025	1.42%
Health Sciences and Medicine	\$1,229,823,649	44.77%
Law	\$55,878,583	2.03%
Libraries	\$16,281,446	0.59%
Miscellaneous	\$275,527,756	10.03%
Other Academic Programs	\$218,363,873	7.95%
Other Professional Schools	\$106,336,019	3.87%
Veterinary Medicine	\$22,009,806	0.80%
Total	\$2,746,910,076	100.00%

Gifts for Health Sciences and Medicine: \$1,229,823,649

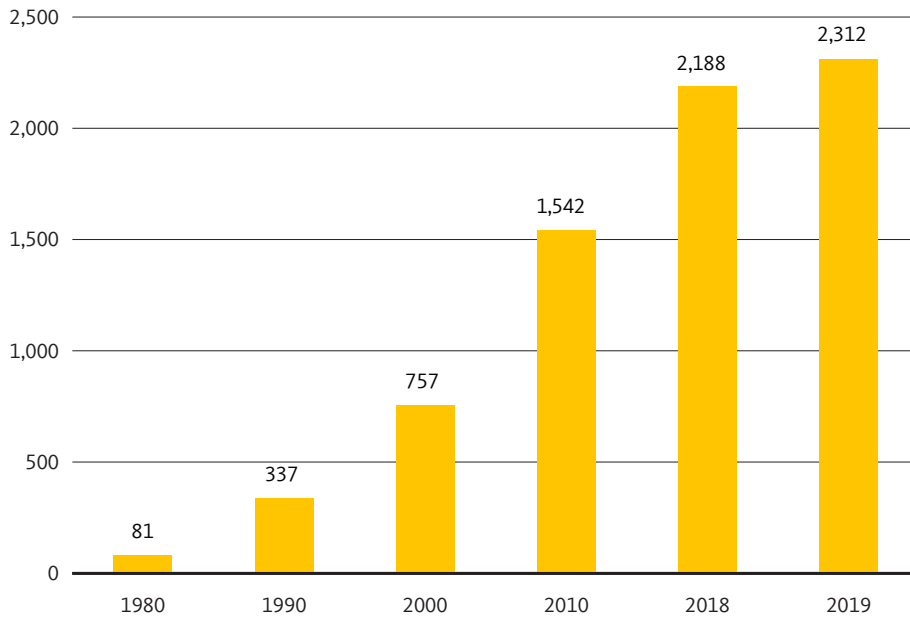
Campus	Total	% of Total
Berkeley	\$36,110,433	2.94%
Davis	\$47,198,616	3.84%
Irvine	\$67,082,633	5.45%
Los Angeles	\$282,296,353	22.95%
Merced	\$597,300	0.05%
Riverside	\$1,799,252	0.15%
San Diego	\$171,972,266	13.98%
San Francisco	\$622,751,272	50.64%
Total	\$1,229,823,649	100.00%

Area	Total	% of Total
Biological Sciences	\$26,180,035	2.13%
Biomedical Sciences	\$2,351,987	0.19%
Dentistry	\$8,352,711	0.68%
Medical Center	\$80,735,465	6.56%
Medicine	\$927,477,636	75.42%
Nursing	\$29,817,198	2.42%
Optometry	\$2,752,747	0.22%
Other	\$106,413,121	8.65%
Pharmacy	\$14,206,300	1.16%
Public Health	\$31,536,451	2.56%
Total	\$1,229,823,649	100.00%

The method of rounding may produce the appearance of minor inconsistencies in various totals and percentages, but the differences do not affect the accuracy of the data.

2018–19 Chairs and Professorships Cumulative

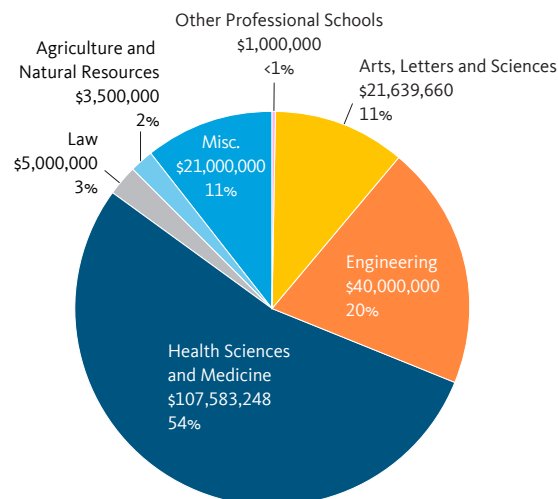
CHAIRS



Well over half of all endowed chairs/professorships have been established since 2000. The current total, spread among the campuses, is 2,312 and growing; 123 chairs/professorships were established in 2018–19.

The chart below illustrates the extent to which the chairs that were established this past fiscal year are spread among the various academic disciplines.

Chairs and Professorships by Area: \$199,722,908 (established 2018–19)



2018–19 Other UC Programs: University of California Press

From inauspicious beginnings, grand endeavors sometimes grow. Case in point: A brief letter, dated February 16, 1893, from the University of California’s Committee on Internal Administration to President Martin Kellogg, in reference to a nascent program for the printing and distribution of scientific research conducted by professors at UC Berkeley. It reads:

Your committee, believing that it is often desirable to publish papers prepared by members of the Faculty, begs leave to submit the following recommendations: The sum of \$1,000 shall be appropriated in the annual Budget for the printing of monographs prepared by members of the Faculty ... There shall be a Committee of five members of the Faculty ... whose duty it shall be to pass upon all papers submitted for publication.

Prescient in its recognition of the importance of publishing cutting-edge scholarship for the edification of academics and general readers alike, the committee laid the groundwork for what is now known as the University of California Press, which publishes bold, progressive books and journals on topics in the arts, humanities, social sciences and natural sciences — with a focus on social justice issues — that inspire thought and action among readers worldwide.

UC Press is among the half-dozen largest university publishers in the United States, and the only one associated with a public institution. The press functions as a unit of the Office of the President, and serves the entire 10-campus network with its

fact-based, peer-reviewed publications. In disseminating scholarship of enduring value to diverse audiences, the press supports UC mandates for research, teaching and public service.

Each year, UC Press publishes nearly 200 new books and 40 multi-issue journals. Nearly one-quarter of press authors are affiliated with a UC campus. An editorial committee, comprised of faculty members representing all campuses, is responsible for approving every manuscript for publication.

A significant portion of UC Press’s publishing program focuses on issues of social justice. Recent books such as Ronald Rael’s “Borderwall as Architecture: A Manifesto for the U.S.–Mexico Boundary,” and Barbara Ransby’s “Making All Black Lives Matter: Reimagining Freedom in the Twenty-First Century,” seek to challenge the sociopolitical status quo while helping readers make sense of our increasingly complex world.

UC Press’s dedication to publishing important works regardless of their market potential requires the organization to augment its earned revenue with funds raised by the UC Press Foundation, a separate nonprofit organization dedicated to supporting the mission and programs of the press. Recent major gifts have made possible the inauguration of two new book series: Studies on Latin American Art, focusing on the region’s visually rich creative output; and Studies on Hip Hop, which surveys the musical genre’s influence on contemporary culture.

For more information about UC Press, visit www.ucpress.edu.



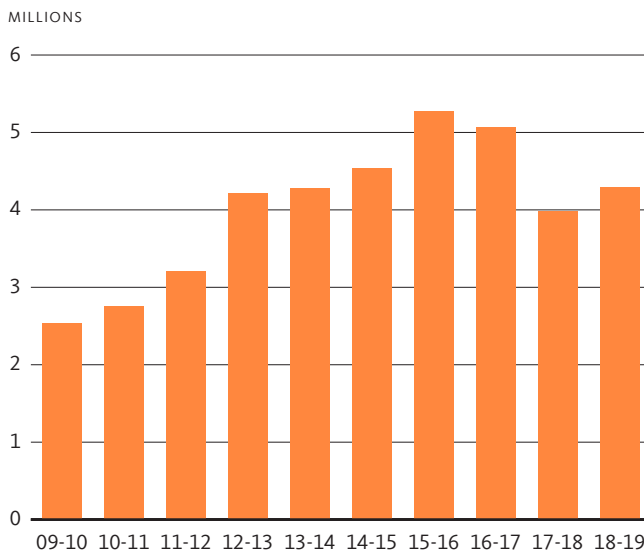


2018–19 Division of Agriculture and Natural Resources

The UC Division of Agriculture and Natural Resources (UC ANR) strengthened its fundraising program, diversifying and expanding the avenues for donors to contribute to the wide-ranging research and programmatic efforts taking place throughout California. 2018–2019 private giving in support of UC ANR remained strong, with a 6.7 percent increase in private gifts raised over 2017–2018. ANR received 3,149 gifts from 2,196 donors totaling \$4,261,772 including \$853,672 in gifts to the California 4-H Foundation in support of the California 4-H Youth Development Program.

Gift support benefited our 57 county-based Cooperative Extension programs, nine Research and Extension Centers and 11 statewide programs and institutes. Private donations to UC ANR enrich and enhance the ability of Cooperative Extension advisers and specialists to deliver the land-grant mission of the university, engaging UC with the people of California to achieve innovation in fundamental and applied research and education that supports sustainable, safe, nutritious food production and delivery; economic success in a global economy; a sustainable, healthy, productive environment; and science literacy and youth development programs. ANR programs and service impact the state of California, the nation and, indeed, the world.

Total Giving to Campus and Systemwide Agriculture and Natural Resources Research and Programs: \$4,261,772



SOME OF THIS YEAR'S HIGHLIGHTS INCLUDE:

- UC ANR secured its fifth and final match from the Presidential Matching Chair program, with the establishment of the Citrus Research Board Presidential Researcher for Sustainable Citrus Clonal Protection at the Lindcove Research and Extension Center with a pledge of \$500,000 from the Citrus Board matched by the president's \$500,000.
- A gift of \$500,000 was secured from a donor who wishes to remain anonymous in support of startup development of the UC Climate Stewards for California Communities Initiative administered by the California Naturalists (CalNat) statewide program.
- UC ANR continued to build its online giving presence with two giving days in 2018–19. In November, Giving Tuesday raised over \$121,000 from 460 donations; a 58 percent increase over the previous year. We welcomed 168 new donors and raised matching funds of \$35,000 from the California 4-H Foundation, UC ANR staff and UC ANR leadership. In June, we launched our first statewide Big Dig Day giving campaign. With 43 counties participating, we raised over \$100,000 from 284 donations and welcomed 130 first-time donors.
- The California 4-H Foundation completed a successful pilot to launch the Forever 4-H Endowment campaign, with initial gifts totaling over \$130,000. We are now working with counties statewide to develop their own funds with a goal to raise \$1 million for a Forever 4-H fund to support 4-H programming in each California county.
- The Imperial Irrigation District provided \$75,000 in support of the FARM SMART program at the Desert Research and Extension Center. FARM SMART is an educational outreach program that reaches more than 10,000 people annually.
- The Orange County Farm Bureau continued its support of the Cooperative Extension programs in Orange County with gifts of \$50,000 for the endowment to support the Presidential Chair for Agricultural Education and \$25,000 for the 4-H program.



The Campuses





UC BERKELEY 2018–19

Backed by generous support from alumni, parents and friends near and far, UC Berkeley for the second consecutive year has broken the fundraising record set in the preceding year. In 2018–19, the campus raised a record 117,315 gifts from 66,234 donors (\$555,225,616 in cash).

These dramatic figures come a year after the university’s 150th anniversary and just as the campus prepares for the public launch of a comprehensive fundraising campaign. Philanthropic support from across the spectrum of the UC Berkeley community will be crucial for the campus to continue to excel across the board as the world’s top public research university.

Some 86 percent of donors gave gifts of \$1,000 or less, reflecting the broad base of support for UC Berkeley. A record 117,315 gifts were directed toward program support, research, facilities, student support, faculty support, other areas and unrestricted support.

The record giving numbers reflect increases in support across a range of levels. There were nine gifts and pledges at \$10 million or more — a 57 percent increase in the same giving band over last year — while first-time alumni, parent and friend donor counts increased by 16 percent, 27 percent and 8 percent, respectively. In addition, the total number of donor households supporting UC Berkeley grew by 5 percent.

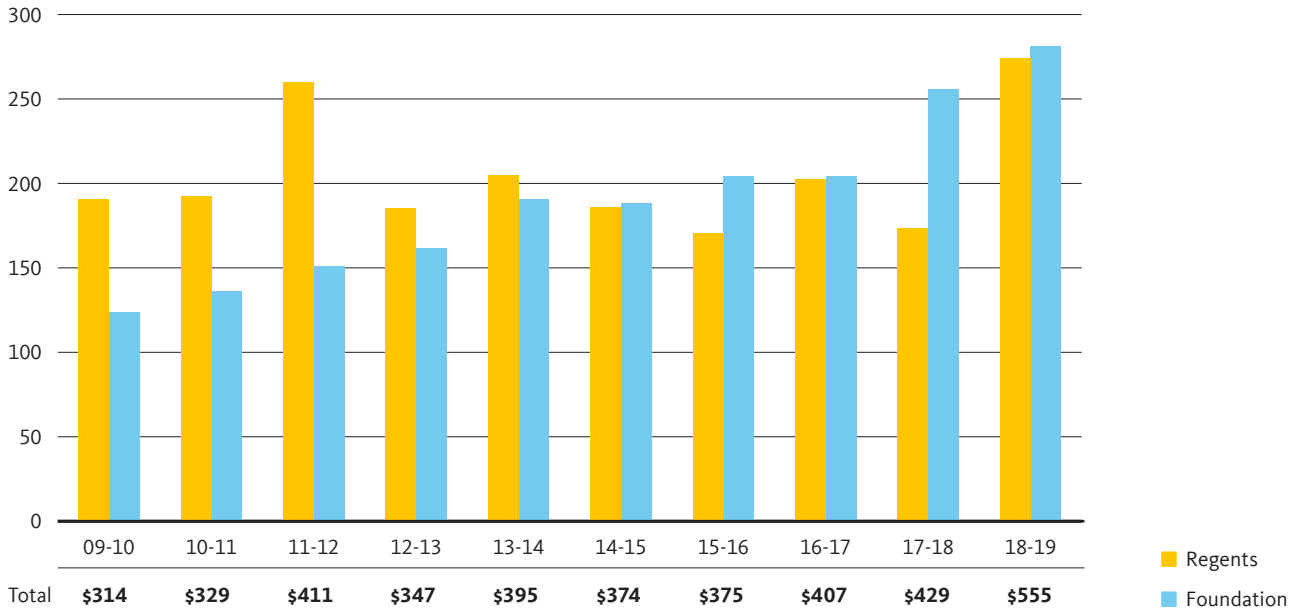
The campus’s annual day of giving — Big Give — focused on participation this year, and saw a 26 percent increase in the number of donors, a 46 percent jump in the number of new donors, and a 26 percent rise in the number of student donors.

Highlights of the year included the following gifts:

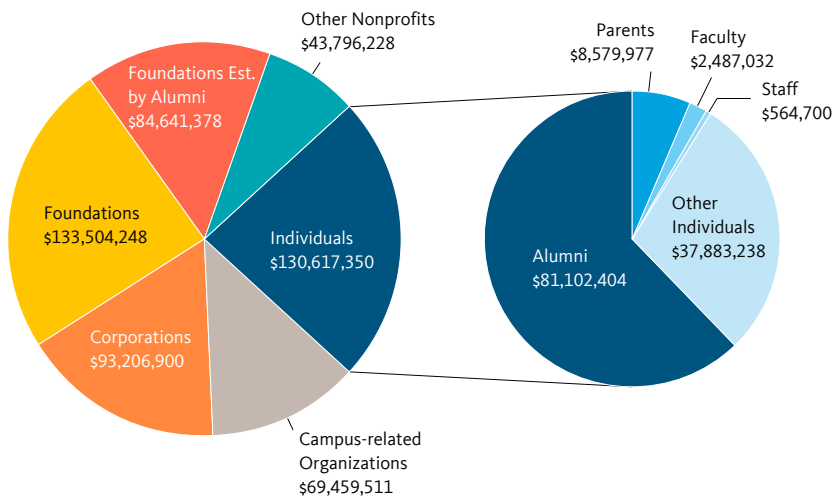
- \$70 million anonymous commitment to renovate Woo Hon Fai Hall as the Bakar BioEngenuity Hub.
- \$20 million commitment from the Hellman Fellows Fund as a matching challenge for The Society of Hellman Fellows.
- \$12 million from C. Bryan Cameron to allow Cal Athletics to launch the Cameron Institute.
- \$12 million commitment from Richard C. Blum (B.S., '58, MBA, '59) to support a chair at the Blum Center for Developing Economies and its operations.
- \$11 million from the Simpson Put Something Back Fund to the Berkeley Art Museum and Pacific Film Archive to sustain it into the future by inspiring new donors and increased gifts.
- \$10 million from Gordon E. Moore (B.S., '50) and Betty Moore to support research in the Innovative Genomics Institute.
- \$5 million from the Helen Diller Foundation to establish the endowed Helen Diller Family Chair in Israel Studies.

Total giving

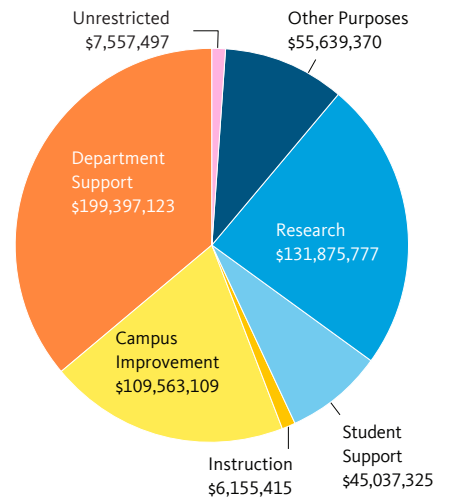
MILLIONS



Gift source



Gift purpose



Reporting conventions

	14-15	15-16	16-17	17-18	18-19	2018-19 Totals
Cash (CAE)	PLEDGE PAYMENTS					
	\$68,717,896	\$65,882,806	\$72,556,318	\$104,949,474	\$216,172,848	\$555,225,616
Accrual (REGENTS)	NEW OUTRIGHT GIFTS					
	\$305,385,568	\$308,807,291	\$334,077,960	\$324,102,544	\$339,052,767	\$556,062,019
	NEW PLEDGES					
	\$62,384,243	\$91,433,770	\$69,426,326	\$153,592,667	\$217,009,252	



UC DAVIS 2018–19

Kendra Hall did not follow a traditional path in earning her college degree. At 22, she was a single parent, struggling to make ends meet. As a result, her education was put on hold. However, with the assistance of multiple scholarships, she was able to resume her education, and in June of 2019, at the age 34, Hall earned her bachelor's degree in evolutionary anthropology. She plans to dedicate her future career to working for the empowerment of women facing poverty and violence.

Hall credits UC Davis with helping her give her daughters a better life. But none of this would have been possible without the generous support of donors.

"Our fundraising success goes far beyond dollars and cents — it truly makes a positive impact on the lives of those within the UC Davis community," Chancellor Gary S. May said. "Our donors are investing in people and programs that are geared toward serving the greater good, and that is an exciting and worthwhile endeavor."

The university posted its second-highest development year ever in fiscal 2018–19. By cash reporting standards, UC Davis raised \$178.2 million; by accrual reporting standards, it raised \$176.2 million, from 36,800 donors.

Top fundraising units this year were:

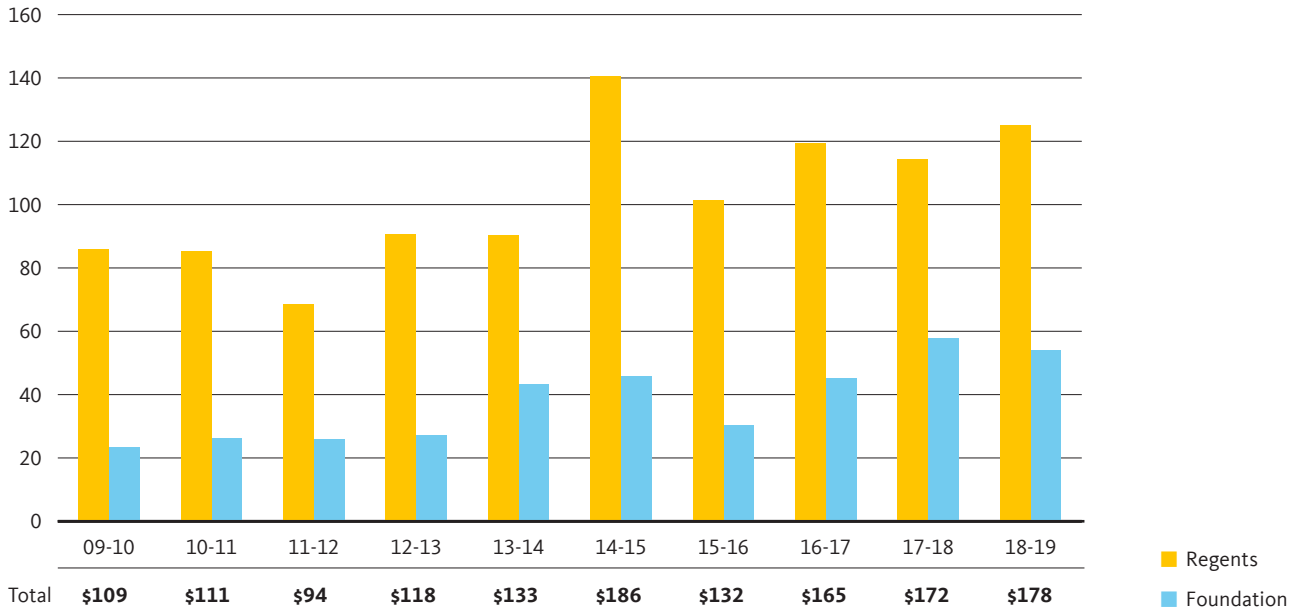
- School of Veterinary Medicine (\$49.5 million)
- College of Agricultural and Environmental Sciences (\$48 million)
- School of Medicine (\$46.8 million)

Newsworthy gifts include:

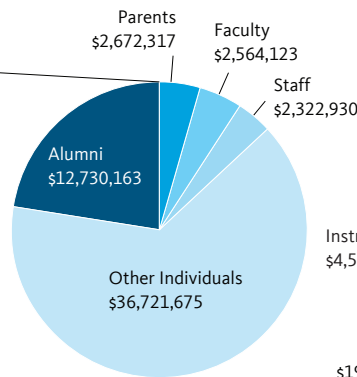
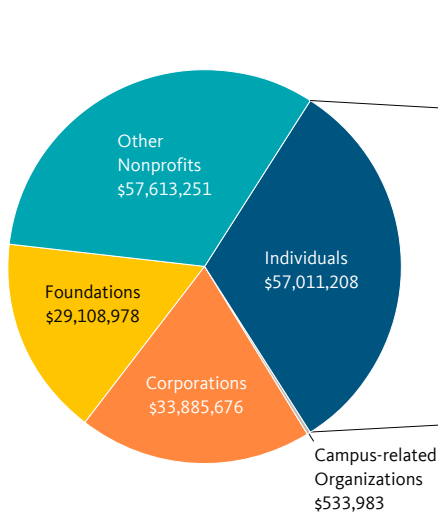
- A \$5 million gift to the Engineering Student Design Center — Mindy and John Baum ('69)'s gift will provide an expanded, visionary new space for students diving into creative and entrepreneurial ventures. The makeover includes a renovation and expansion to more than 21,000 square feet.
- Nearly complete fundraising for the \$40 million UC Davis Student Athlete Performance Center. A generous gift by Diane and Bruce Edwards ('60) — the largest in UC Davis Athletics history — served as the lead private contribution, and other seven-figure contributions came from Marie and Bruce West ('71) and Mike and Renee Child (both '76). The new center will include training facilities, a sports medicine center, offices for multiple sport programs and a natural grass practice field.
- A \$1.5 million gift for innovation and entrepreneurship in engineering. This first-ever gift to the university by alumnus and Silicon Valley entrepreneur Prem Chand Jain (M.S. '77) and his family established the Prem Chand Jain Family Presidential Chair in the College of Engineering. The UC Office of the President provided \$500,000 for the \$2 million endowed chair.
- \$2 million raised through UC Davis' third annual Give Day. Give Day on April 12–13, 2019, brought in a record-setting \$2 million from 4,454 gifts from across campus and around the world, including gifts from 46 states and 16 countries. Give Day benefits students as well as programs and initiatives in nearly all UC Davis colleges, schools and units, including UC Davis Health.

Total giving

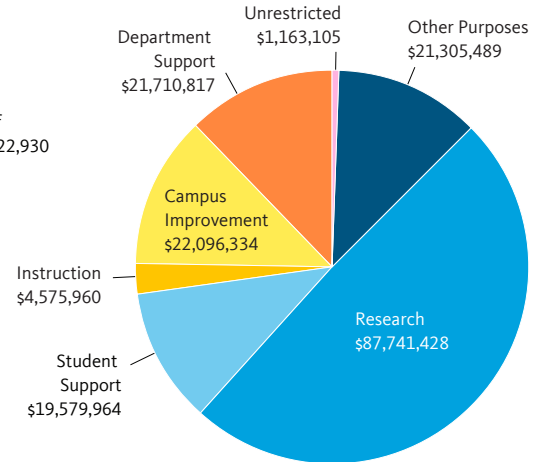
MILLIONS



Gift source



Gift purpose



Reporting conventions

	14-15	15-16	16-17	17-18	18-19	2018-19 Totals
Cash (CAE)	PLEDGE PAYMENTS					
	\$70,402,547	\$23,567,510	\$18,590,472	\$30,805,021	\$28,088,685	\$178,173,096
Accrual (REGENTS)	NEW OUTRIGHT GIFTS					
	\$115,802,462	\$108,086,378	\$146,033,419	\$141,518,644	\$150,084,410	\$176,200,079
	NEW PLEDGES					
	\$48,352,171	\$88,457,445	\$39,036,753	\$26,610,237	\$26,115,668	



UC IRVINE 2018–19

In 2018–19, the University of California, Irvine received a record amount of gifts and pledges, raising more than \$133 million (accrual), or \$116 million (CAE). Of the total raised for the fiscal year, nearly a quarter was designated to support research, accelerating UC Irvine’s progress toward its strategic plan goals while fueling meaningful discovery and innovation.

With 23,439 donors, another record, UC Irvine has increased its donor count every year for the past four consecutive years. Additionally, compared to fiscal year 2017–18, the campus saw a 73 percent increase in the amount raised for scholarships, fellowships and other student support. This generosity, in part, is helping to reinforce UC Irvine’s commitment to affordability, excellence and student success. As philanthropic support continues to create opportunities for students, MONEY ranked UC Irvine No. 1 on its 2019 list of the best colleges in the U.S. — the very first public university ever to top the list — and Forbes magazine designated UC Irvine No. 3 among America’s Best Value Colleges.

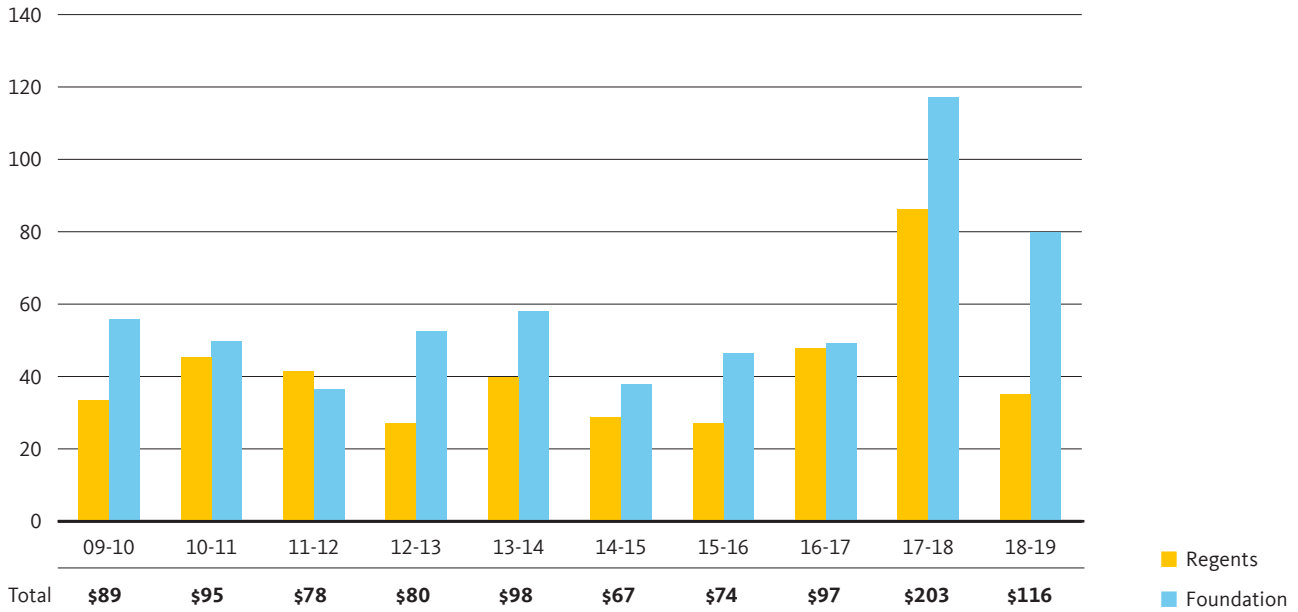
“For the first time in our history, UC Irvine’s endowment has reached over \$1 billion,” said Brian Hervey, vice chancellor for University Advancement and Alumni Relations. “When we launch our Brilliant Future campaign in fall 2019, UC Irvine will continue to build upon this great momentum.” UC Irvine’s Brilliant Future campaign will be the university’s second and most ambitious comprehensive fundraising campaign.

Highlights of 2018–19 include:

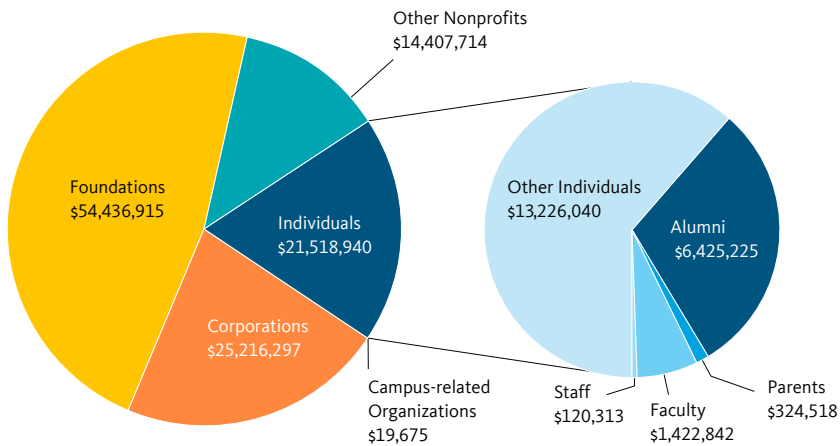
- UC Irvine received a multimillion-dollar gift from The Beall Family Foundation, led by Donald R. and Joan F. Beall. The largest portion of the gift will go to the campus’s entrepreneurial and innovation platform, which has been renamed UC Irvine Beall Applied Innovation.
- The number of gifts from philanthropic foundations grew by 15 percent, with gifts like the Pacific Life Foundation’s \$2 million to the LIFEvest financial literacy program at The Paul Merage School of Business.
- UC Irvine’s third annual Anti-Cancer Challenge, a community movement to raise awareness and funds for the UC Irvine Chao Family Comprehensive Cancer Center, raised a record amount for lifesaving cancer research.
- UC Irvine alumni gave generously — more than double last year’s amount. When the university publicly launches its Brilliant Future campaign, alumni support will be critical to the continued success and future growth of the university.

Total giving

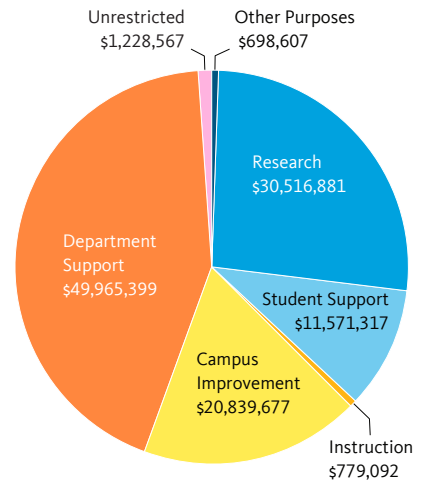
MILLIONS



Gift source




Gift purpose



Reporting conventions

	14-15	15-16	16-17	17-18	18-19	2018-19 Totals
Cash (CAE)	PLEDGE PAYMENTS					
	\$13,751,857	\$22,659,681	\$14,887,053	\$64,808,059	\$16,697,217	\$115,599,540
Accrual (REGENTS)	NEW OUTRIGHT GIFTS					
	\$52,865,125	\$50,996,875	\$82,168,720	\$138,587,345	\$98,902,322	\$133,039,871
	NEW PLEDGES					
	\$12,643,808	\$81,554,000	\$237,960,651	\$21,439,577	\$34,137,548	



UCLA 2018–19

Thanks to generous donors, UCLA approaches the culmination of the Centennial Campaign for UCLA having raised \$5.03 billion as of June 30, 2019 — or 120 percent of the \$4.2 billion campaign goal.

During fiscal year 2018–19, UCLA raised \$798 million in private support, including \$733 million in cash gifts. Gifts less than \$10,000 account for 95 percent of all donations made, and giving from alumni totaled \$226 million. 114 donors gave \$1 million or more cumulatively.

Nearly 57,000 donors gave 73,809 gifts to support university priorities, including undergraduate and graduate scholarships and endowed professorships. The fiscal year saw the establishment of 164 new student support funds, and philanthropic support for endowed chairs reached an all-time high of \$48 million.

The UCLA Samueli School of Engineering received a reinvestment of \$100 million from the school's eponymous triple UCLA alumnus Henry Samueli and his wife, Susan. The gift, made through the Samueli Foundation, will be used to spur the engineering school's planned expansion, which is to continue well into the next decade and is its most significant growth since the school was founded in 1945.

Among the contributions to scholarships was significant growth of the UCLA Big Bang Theory Scholarship Endowment, created in 2015 to support low-income students pursuing STEM degrees.

Chuck Lorre and more than 80 other people associated with the hit television show funded the endowment. To honor the show's 12th and final season, they increased the amount to double the number of students benefiting.

To help UCLA accelerate research into Parkinson's disease, which affects more than 10 million people worldwide, Laurie and Steven Gordon contributed \$25 million to the David Geffen School of Medicine at UCLA. Other gifts to health sciences during the past fiscal year included \$10 million from Iris Cantor to build on her significant past support to advance the medical school's work educating the next generation of clinicians and scientists in women's health care.

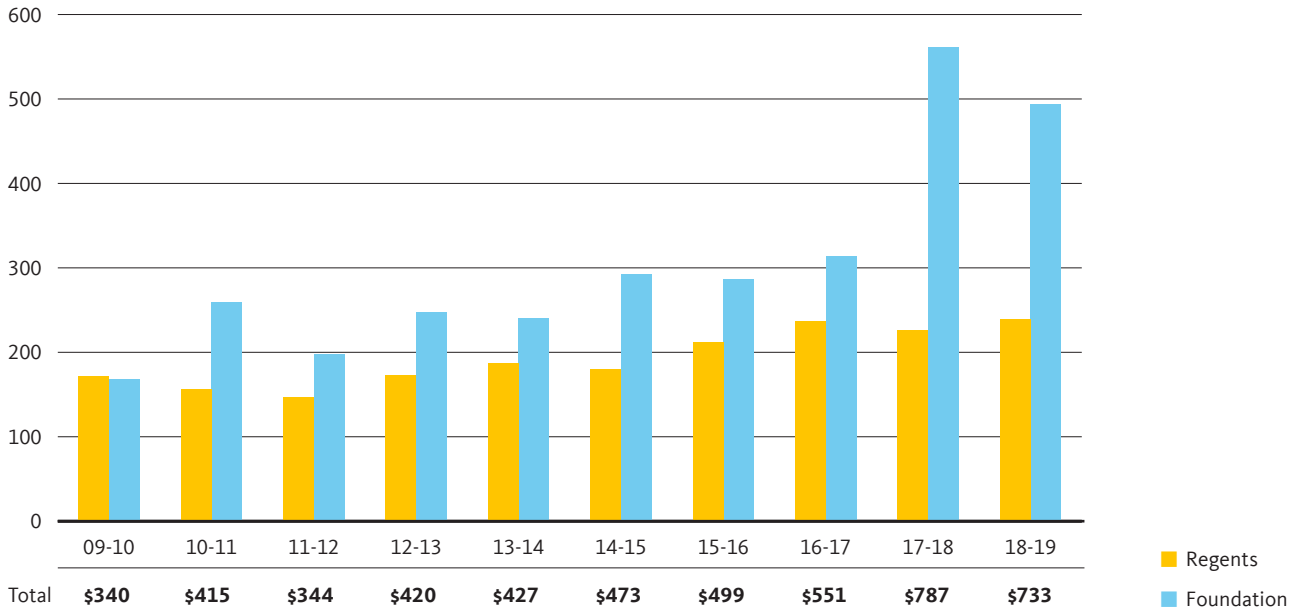
A bequest to the UCLA School of Theater, Film and Television and the UCLA Film & Television Archive from the Patricia W. Mitchell Trusts was made to propel diversity and ethics in entertainment and help preserve and make available to the public the work of television's greatest creators.

Jazz supporters helped endow a faculty chair honoring guitar great Kenny Burrell. More than 150 donors contributed to establish the chair, meant to attract a senior faculty member to The UCLA Herb Alpert School of Music's global jazz program.

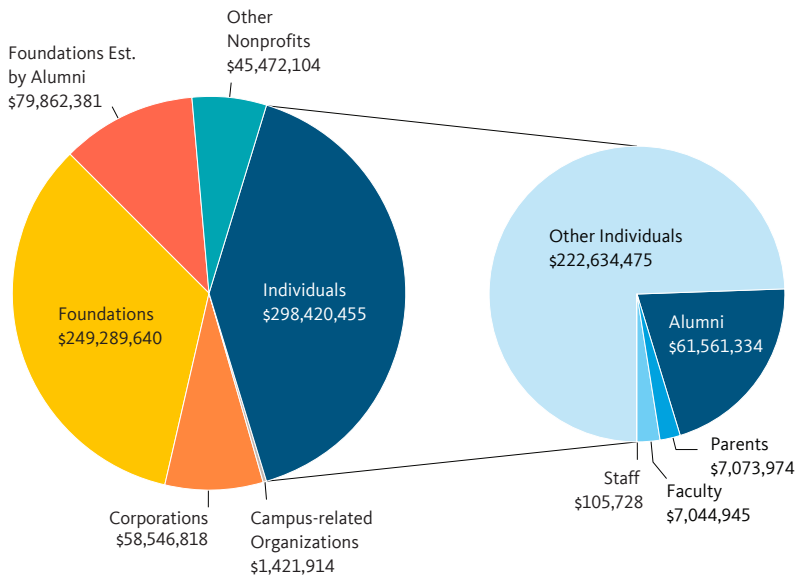
Inspired by donor generosity and a commitment to the greater good, UCLA continues fundraising, including for scholarships, to ensure a second century of opportunity and excellence.

Total giving

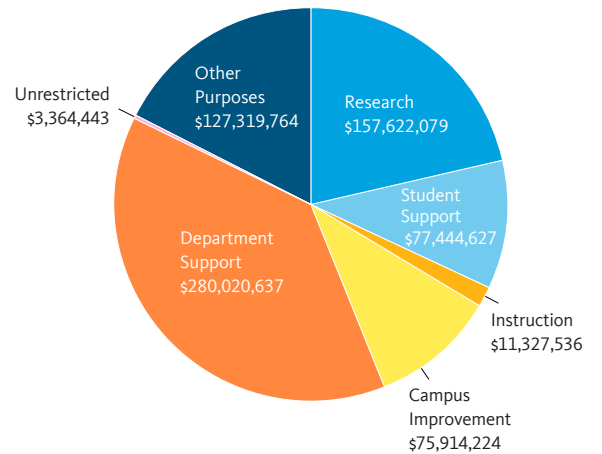
MILLIONS



Gift source



Gift purpose



Reporting conventions

	14-15	15-16	16-17	17-18	18-19	2018-19 Totals	
Cash (CAE)	PLEDGE PAYMENTS						
	\$220,875,910	\$213,374,757	\$233,801,639	\$465,950,184	\$423,816,633	\$733,013,311	
Accrual (REGENTS)	NEW OUTRIGHT GIFTS						
	\$251,946,076	\$285,425,539	\$317,131,901	\$320,700,694	\$309,196,678		\$798,125,995
NEW PLEDGES							
	\$391,455,133	\$378,555,244	\$332,439,413	\$559,726,209	\$488,929,317		



UC MERCED 2018-19

UC Merced raised \$5.6 million in pledge payments and outright gifts. New pledges and outright gifts increased 48 percent from the previous fiscal year for a total raised of over \$6.2 million.

With a student population of primarily first-generation students and those from low-income families, a philanthropic priority at UC Merced continues to be student success programs for both undergraduate and graduate students, including:

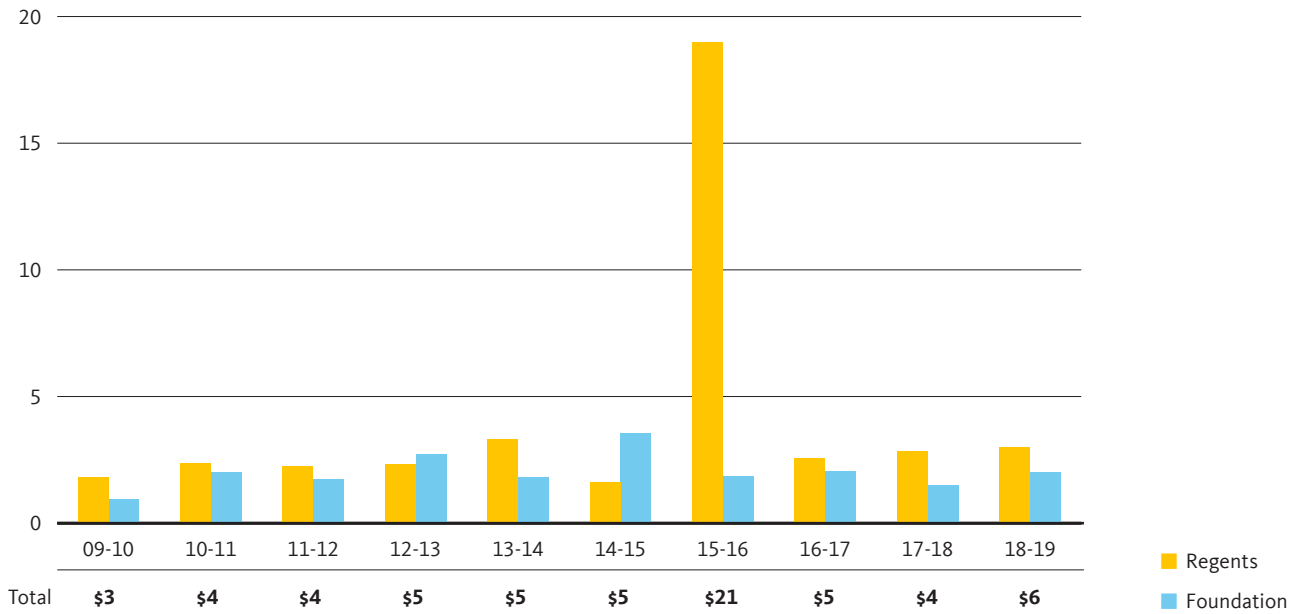
- UC Merced’s fifth annual Giving Tuesday campaign — Give Tue UC Merced — raised funds for Build the Future Scholarships. With more than 1,000 donors participating, UC Merced was able to raise money for more than 150 student scholarships that were awarded to students starting in spring 2019.
- Support from private foundations and donors allowed for the expansion of UC Merced’s Summer Bridge First Year Program, a tuition-free eight week summer program for Pell Grant-eligible students that allows them to come to campus early to prepare for university life.
- A new grant from the Andrew W. Mellon Foundation is helping UC Merced expand access to graduate students. The multiyear “Pathways to a Diverse Faculty” grant supports students in the humanities during their transition to doctoral programs, in addition to providing funding for current faculty to attend trainings on resources for underrepresented groups.

- Funded by the Henry Luce Foundation, UC Merced graduate students in the humanities are collaborating with local organizations to produce research to benefit communities throughout the San Joaquin Valley. The research projects range from topics such as water governance to historic preservation, and will illustrate how humanities research can affect the local, regional and national dialogues on key issues.

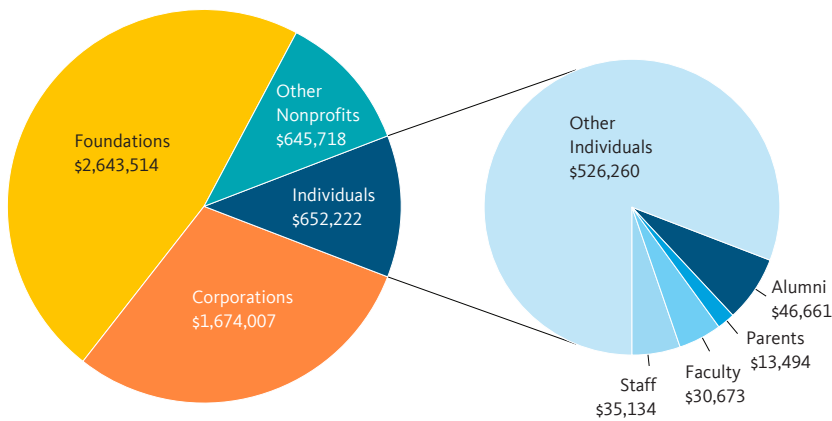
Additionally, the UC Merced Foundation Board of Trustees voted in February 2019 to establish a Trustees’ Impact Fund, a centralized fund for gifts from foundation board members. The purpose of the fund is to increase the impact of board giving across campus, with the Board of Trustees voting yearly on a designation. For the first year of the Trustees’ Impact Fund, board gifts will be directed to the Merced Vernal Pools and Grassland Reserve — one of UC Merced’s Natural Reserve System sites. Upgrades to the 6,500-acre reserve adjacent to campus will involve the building of additional infrastructure, including a field station, to support university-level teaching, research and public service at UC Merced’s protected natural areas, including K-12 outreach, summer programs and undergraduate research.

Total giving

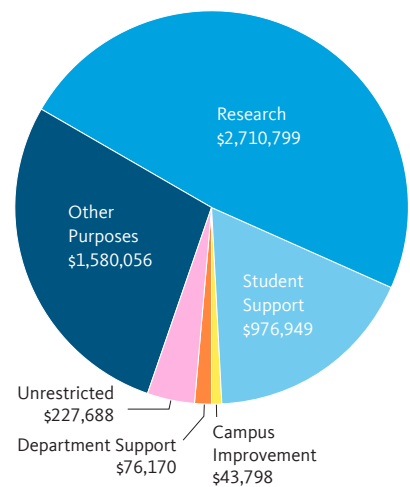
MILLIONS



Gift source



Gift purpose



Reporting conventions

	14-15	15-16	16-17	17-18	18-19	2018-19 Totals
Cash (CAE)	PLEDGE PAYMENTS					
	\$1,678,982	\$865,686	\$1,101,326	\$466,566	\$720,883	\$5,615,461
Accrual (REGENTS)	NEW OUTRIGHT GIFTS					
	\$3,475,978	\$19,975,744	\$3,505,691	\$3,844,872	\$4,894,578	\$6,230,678
	NEW PLEDGES					
	\$1,908,430	\$915,333	\$514,688	\$363,022	\$1,336,100	



UC RIVERSIDE 2018–19

Donors are proudly joining in support of America’s fastest-rising ranked university, UC Riverside.

The university’s first comprehensive fundraising campaign, “Living the Promise: The Campaign for UC Riverside,” continues to engage and inspire the UC Riverside community of alumni, donors, parents and friends. Approximately \$247 million has been raised to support students, invest in faculty research and creative activities, build new campus infrastructure and fund endowments for faculty chairs, research and university programs.

Notable gifts to UC Riverside this year include:

- A \$3.5 million donation from longtime corporate partner Givaudan to support UC Riverside’s Citrus Variety Collection and help address the threat of citrus greening disease. The gift will create an endowment for the long-term sustainability, growth and support of the collection. The gift will also provide a 2.8-acre screened structure for new trees and backup samples of one of world’s most extensive citrus germplasm collections.
- Establishment of the Bruce D. and Nancy B. Varner Presidential Endowed Chair in Cancer Research by community leaders Regent Emeritus Bruce Varner and his late wife, Nancy Varner, to recruit and retain preeminent scholars, improve patient outcomes, personalize healthcare interventions and frame healing within the prevention and wellness philosophy that is a hallmark of the UC Riverside School of Medicine.

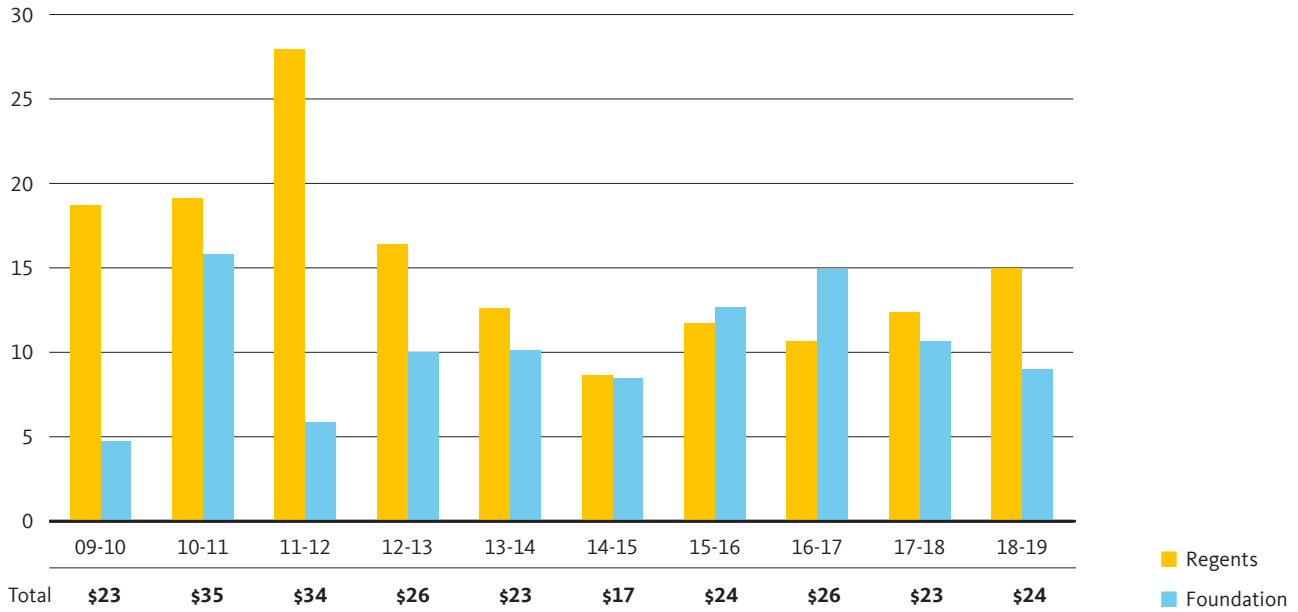
- The creation of the Everett and Imogene Ross Term Chair in Computer Science and the Ross Family Term Chair in Computer Science in the Marlan and Rosemary Bourns College of Engineering. These term chairs serve as an enduring tribute to the friendship of the Ross and Bourns families who lived across the street from each other in Riverside, and to their commitment to quality education and the economic and civic vitality of the region.
- Gifts-in-kind to the Rivera Library and California Museum of Photography continue to strengthen UC Riverside as a community resource and beacon of knowledge and discovery.

Reinforcing the Highlander culture of philanthropy, the inaugural Faculty and Staff Giving Month was launched in May, while the 2018 Giving Tuesday effort was the most successful in campus history, with a record-breaking 1,296 donors — including 851 first-time donors — giving nearly \$190,000 and showing the power of UC Riverside’s growing donor base.

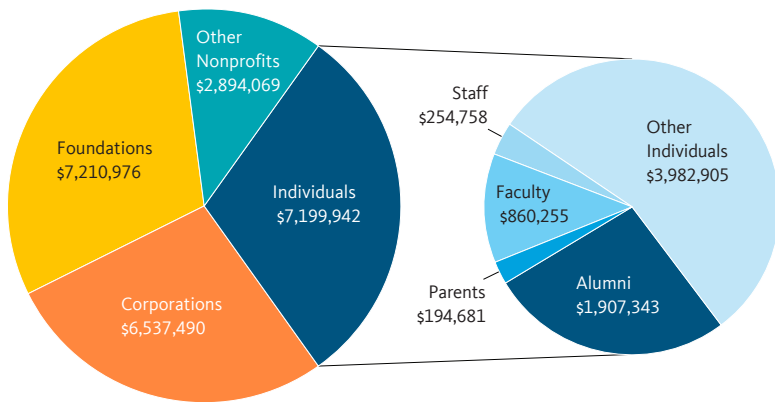
Motivating UC Riverside’s alumni, parents, faculty, staff, and friends is the confidence that supporting the university benefits California and society, living the promise of what a great public research institution can do in the world. UC Riverside is intently focused on the future, and donors know that giving to UC Riverside means investing in that dedication to the next generation of the best and brightest scholars. And, through a relentless focus on innovation and evolution, together, we can realize previously unimaginable impact.

Total giving

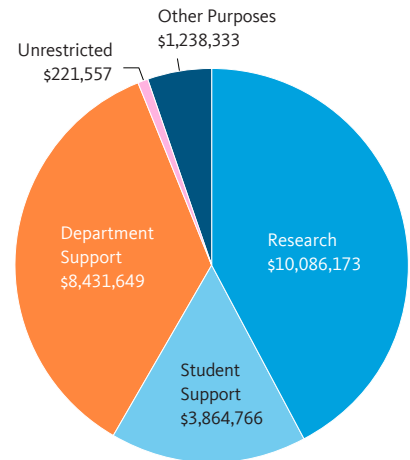
MILLIONS



Gift source



Gift purpose



Reporting conventions

	14-15	15-16	16-17	17-18	18-19	2018–19 Totals
Cash (CAE)	PLEDGE PAYMENTS					
	\$4,262,900	\$8,775,718	\$6,692,632	\$4,084,393	\$4,389,424	\$23,842,477
Accrual (REGENTS)	NEW OUTRIGHT GIFTS					
	\$12,800,184	\$15,593,455	\$18,907,434	\$18,926,811	\$19,453,053	\$26,928,599
	NEW PLEDGES					
	\$4,596,730	\$12,661,773	\$3,594,364	\$14,394,796	\$7,475,546	



UC SAN DIEGO 2018–19

Launched in 2012, the key priority areas for the 10-year, \$2 billion Campaign for UC San Diego are student support and success, campus and community, and research and innovation. The comprehensive fundraising effort has raised \$1.93 billion as of June 30, 2019, including \$332 million in new commitments during FY 2018–19. UC San Diego raised \$283.6 million in private support on the accrual reporting standard during fiscal year 2019 (\$289.0 million was raised on the cash reporting standard).

Of the total dollars given toward the campaign, \$1.26 billion was designated by donors for research and innovation; \$449 million was given to enrich the campus and community; \$209 million was directed to fund student support and success; and \$19 million went to support other areas.

More than 400 unique areas on campus have been impacted through campaign gifts thus far, including the Chancellor’s Associates Scholars Program. “Being first-generation, the scholarship has provided me with the opportunity to go to college and my family is able to experience my college experience with me,” Chancellor’s Associates Scholar Maria Triplett said. “My niece and nephews can see that this is an additional route and that it’s attainable.”

During FY 2019, donors committed over \$197 million toward the campaign to support UC San Diego Health, medical research

and education. After living with high-grade, stage IV pancreatic neuroendocrine cancer for more than three years, Tamara Strauss enrolled in a first-of-its-kind pilot study at Moores Cancer Center at UC San Diego Health to test a personalized vaccine using her unique cancer mutations to boost an antitumor immune response. Tamara’s parents, Iris and Matthew Strauss, donated \$1 million to help launch the clinical trial, hoping that a breakthrough treatment could help patients beat their disease.

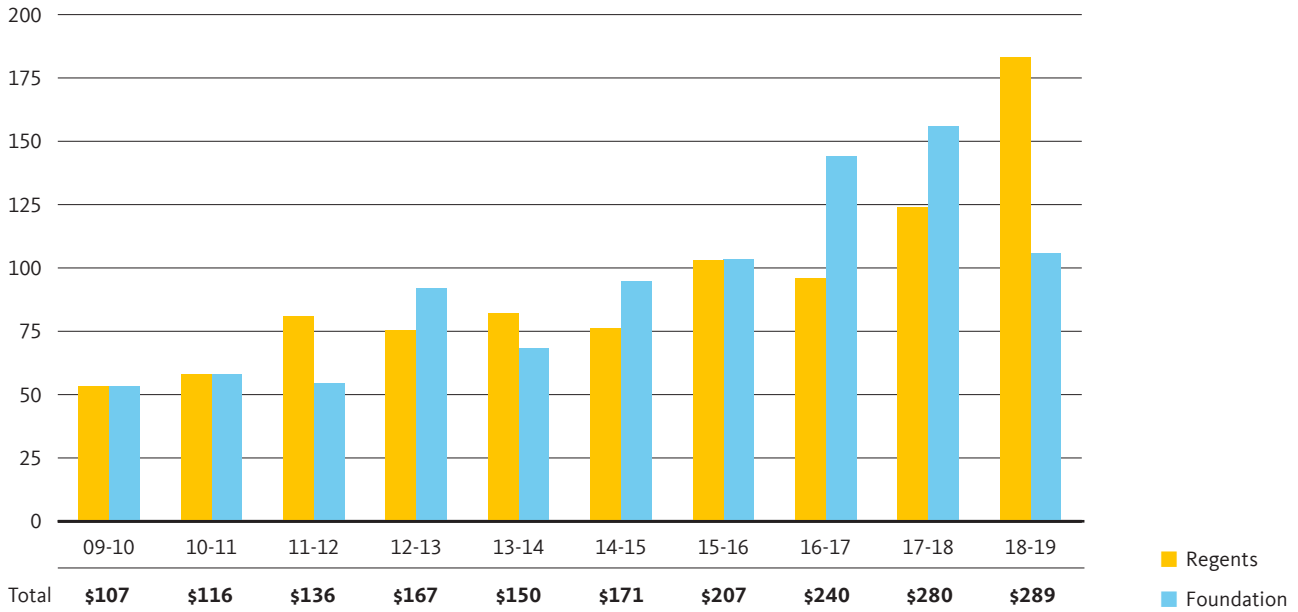
As of July 24, 2019, the campus reached a milestone and surpassed \$2 billion in the campaign, achieving its goal three years early — and making the campus the youngest in the nation to have surpassed a \$2 billion fundraising goal.

Alumni have played a key role in the campaign’s success. Over half of the 101 members of the Campaign for UC San Diego cabinet are alumni. The campus community was also an important partner in helping to reach the \$2 billion milestone. In May 2019, faculty, staff, students and alumni participated in UC San Diego’s first Giving Day, raising \$662,156 from 3,523 gifts.

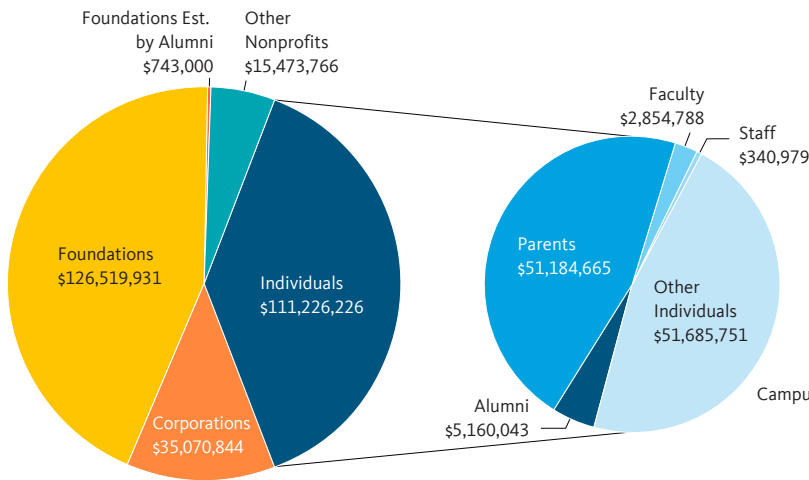
“UC San Diego has achieved our milestone three years early — but we are not yet finished,” said UC San Diego Chancellor Pradeep K. Khosla. “Our donors have created a powerful community that is driving fundraising momentum, and propelling us to continue our efforts to the planned conclusion of the campaign in 2022.”

Total giving

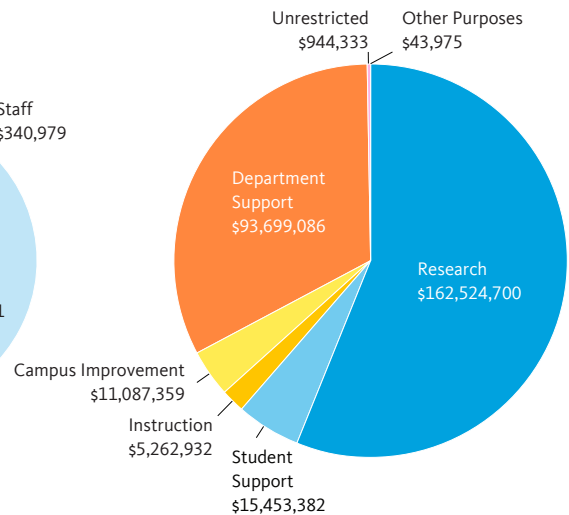
MILLIONS



Gift source



Gift purpose



Reporting conventions

	14-15	15-16	16-17	17-18	18-19	2018-19 Totals
Cash (CAE)						
PLEDGE PAYMENTS	\$43,758,260	\$44,093,112	\$48,381,016	\$55,350,587	\$41,488,506	\$289,033,767
Accrual (REGENTS)						
NEW OUTRIGHT GIFTS	\$127,301,026	\$162,779,554	\$191,694,648	\$224,651,374	\$247,545,261	\$283,593,324
NEW PLEDGES	\$50,164,723	\$50,149,646	\$69,684,498	\$61,146,868	\$36,048,063	



UC SAN FRANCISCO 2018–19

UC San Francisco continued to engage its philanthropic community during the fifth year of UCSF: The Campaign, a comprehensive \$5 billion effort that publicly launched in 2017 and focused on grand challenges in health care.

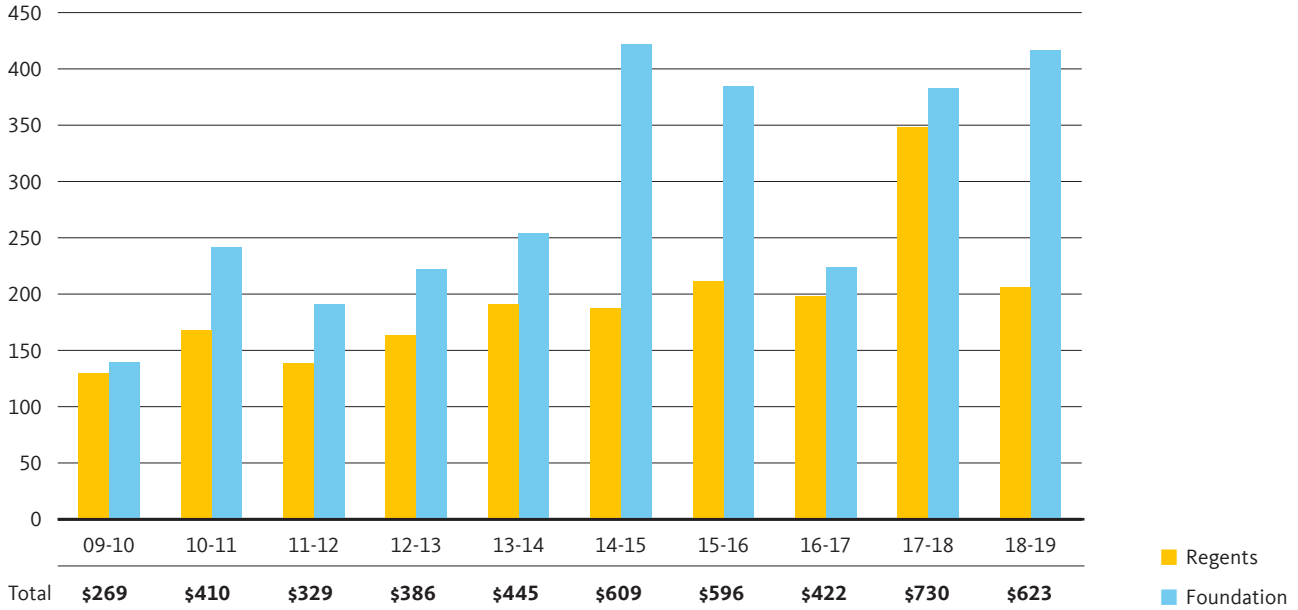
The three campaign themes: decoding life to improve health, leveraging discovery to revolutionize care, and partnering to achieve health equity have proven to be a catalyst for support. UCSF received 52,761 gifts from 43,208 donors, acquired 15,038 new donors and raised \$761 million in gifts, grants and pledges in FY 2019, including \$622.8 million in cash. Annual giving raised \$26 million in gifts under \$25,000 and donations from UCSF staff totaled \$358,597.

Highlights include:

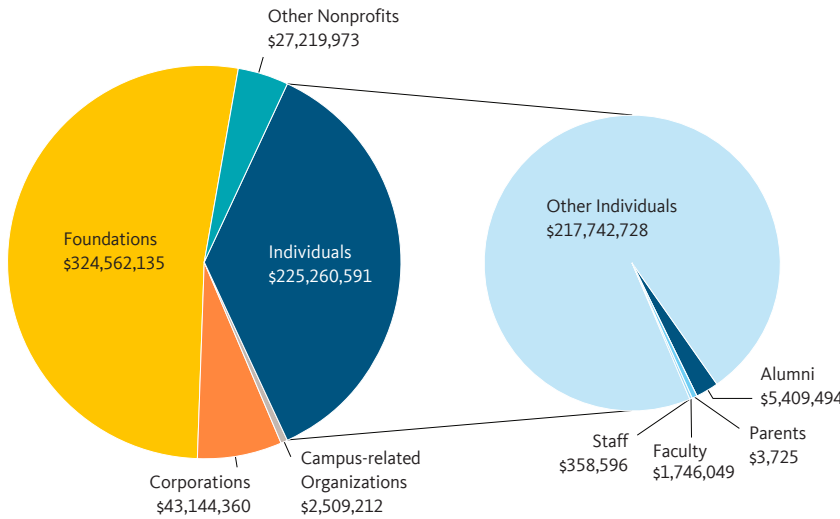
- An inspiring \$25 million commitment from Lynne and Marc Benioff will establish the UCSF Benioff Center for Microbiome Medicine, led by Susan Lynch, Ph.D. This new center will be dedicated to predicting and developing next-generation therapies for a wide range of diseases by restoring damaged microbial ecosystems, boosting particular microbial activities to promote health, rethinking the role of the microbiome in early life and developing new interventions aimed at preventing childhood diseases through collaborations with UCSF Benioff Children’s Hospitals in Oakland and San Francisco.
- A groundbreaking \$20 million gift from Charles Schwab will launch a two-campus, multidisciplinary clinical and research alliance at UC San Francisco and UC Berkeley to deepen the understanding of dyslexia and other specific neurodevelopmental differences that impact learning. The new center, with clinical and research efforts at both Bay Area campuses, will break down barriers between disciplines such as medicine and education, and create and provide the best evidence-based interventions in the clinic, classroom, workplace and home.
- An inspiring \$22.75 million commitment from the Fisher Family completed a \$25 million campaign gift that will support faculty research in neurological surgery, cardiology, pulmonology, ophthalmology, cancer genetics and prevention, pediatric gastroenterology, scholarship support for students in the UCSF School of Medicine, the UCSF Health Equity Hub, and other key initiatives.
- A pivotal \$10 million gift from the Eli and Edythe Broad Foundation will provide continued support for stem cell research at the Eli and Edythe Broad Center of Regeneration Medicine and Stem Cell Research at UCSF, led by Arnold Kriegstein, M.D., Ph.D. The center will leverage funding for training programs, faculty recruitment and retention, and will launch initiatives to better understand and potentially cure developmental disorders. This gift was announced as part of a \$30 million commitment to the UCSF, UCLA and USC Broad Stem Cell Centers.

Total giving

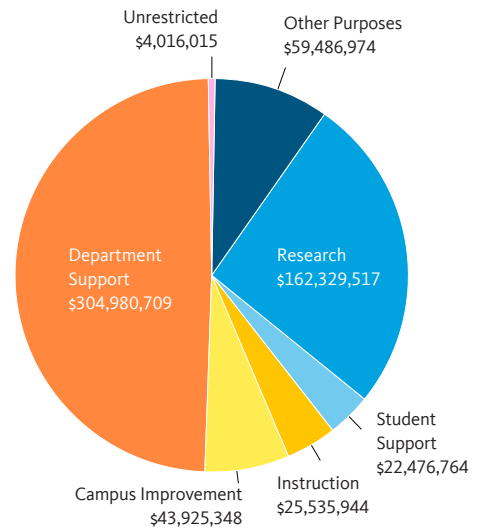
MILLIONS



Gift source



Gift purpose



Reporting conventions

	14-15	15-16	16-17	17-18	18-19	2018-19 Totals
Cash (CAE)	PLEDGE PAYMENTS					
	\$187,071,273	\$154,006,986	\$128,460,076	\$281,357,061	\$309,383,668	\$622,751,272
Accrual (REGENTS)	NEW OUTRIGHT GIFTS					
	\$421,508,328	\$441,933,085	\$293,712,208	\$448,910,950	\$313,367,604	\$760,974,667
	NEW PLEDGES					
	\$264,938,188	\$305,157,988	\$663,628,945	\$736,519,075	\$447,607,063	



UC SANTA BARBARA 2018–19

In what marks the best fundraising year in campus history, UC Santa Barbara in FY 2019 raised \$183 million in gifts and pledge payments and \$172 million in new gifts and pledges. The university's five-year annual fundraising totals now average \$125 million, a 25 percent increase over prior years.

Also in 2019, the campus secured more endowed gifts than in any previous year. This level of funding, combined with positive market results, served to grow the university's endowment by over 14 percent in a single year. The endowment now stands at \$400 million.

These achievements affirm and bolster UC Santa Barbara's value as an investment for donors.

More than ever UC Santa Barbara is receiving leadership gifts that are establishing new programs and transforming existing initiatives. Indeed, gifts of \$1 million or more comprised \$130 million of total dollars raised this past year. That includes an unparalleled donation of property, Las Varas Ranch, an 1,800-acre expanse of pristine, coastal land. Five additional gifts of more than \$5 million each contributed significantly to the year's exceptional fundraising totals.

The steadfast, generous philanthropy of UC Santa Barbara's trustees, alumni, faculty and friends enhances areas across campus, from providing financial support to students to

investing in research and discovery. Individual donors in 2019 made up the largest portion of dollars gifted, exceeding \$100 million collectively. Corporate and foundation support were equal at approximately \$30 million. While donations were gifted to numerous areas of campus need, research and programs were the greatest focus of support, at \$75 million raised.

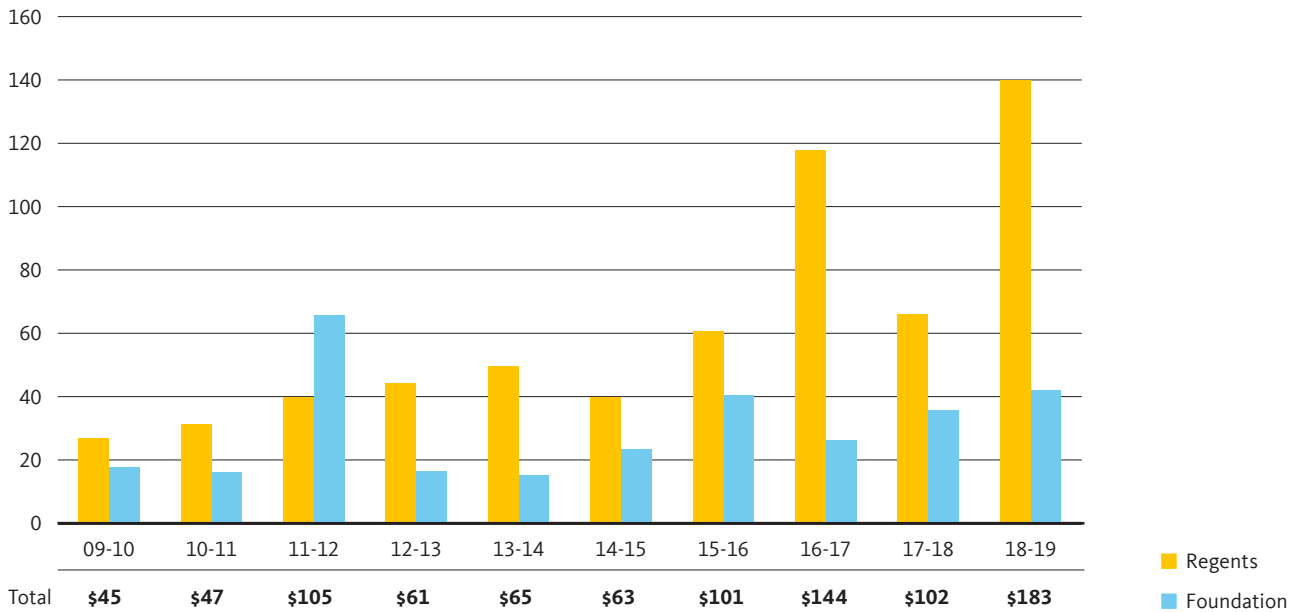
Planned and estate gifts continue to play a growing, critical role in campus fundraising and the university in FY 2019 saw a 42 percent increase in new estate commitments over the previous year. It was the largest number of new commitments in a single year.

UC Santa Barbara alumni gave over \$20 million in 2019, making up over 50 percent of donations. Several of these gifts were of \$1 million or more and hundreds of younger alumni gave throughout the year. Giving from trustees of the UC Santa Barbara Foundation made up close to 10 percent of the annual totals with many adding the university to their estate plans.

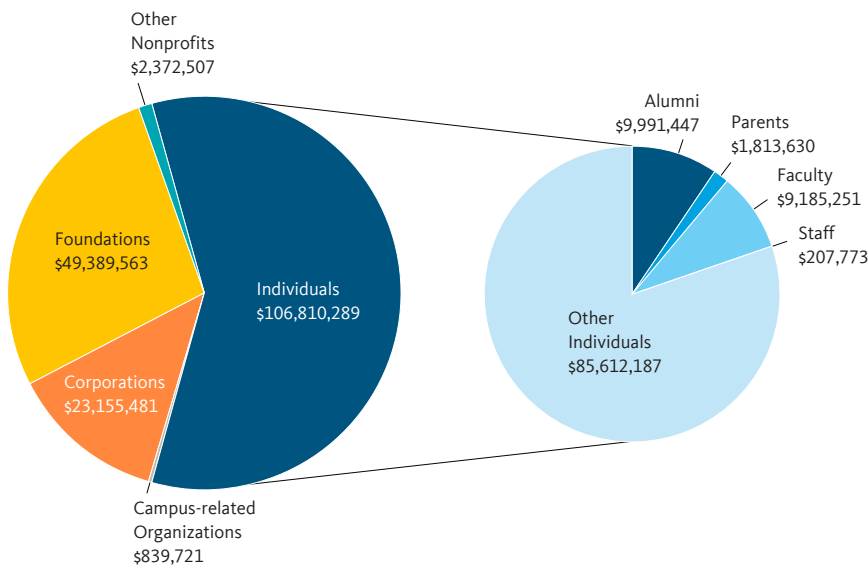
Among the year's largest gifts, in addition to Las Varas Ranch, were a \$9.5 million endowment for 11 new endowed chairs and additional funding of two other existing chairs, all in the College of Engineering; a \$5.2 million gift to build a new intercollegiate tennis center; a \$2.5 million gift to the men's basketball program; and \$3 million in funding for both the Institute for Energy Efficiency and for the UC Santa Barbara Arts & Lectures community program.

Total giving

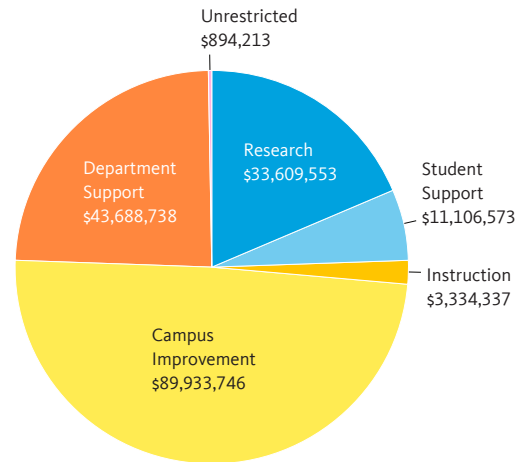
MILLIONS



Gift source



Gift purpose



Reporting conventions

	14-15	15-16	16-17	17-18	18-19	2018-19 Totals
Cash (CAE)	PLEDGE PAYMENTS					
	\$13,894,644	\$18,647,427	\$87,191,931	\$43,472,689	\$38,858,698	\$182,567,561
Accrual (REGENTS)	NEW OUTRIGHT GIFTS					
	\$49,508,886	\$82,379,815	\$56,829,141	\$58,357,777	\$143,708,863	\$172,200,932
	NEW PLEDGES					
	\$81,603,772	\$33,316,393	\$32,142,293	\$45,091,227	\$28,492,069	



UC SANTA CRUZ 2018–19

Growth in private gifts and grants continues to drive life-changing discoveries and energize UC Santa Cruz as a force for social mobility. For a second consecutive year, the graduating class included one of the nation’s highest proportions of students from economically disadvantaged backgrounds.

The expanding First Generation Initiative and increases in scholarships, internships and research experiences means students have the support they need to succeed and graduate, ready to make a difference.

Chancellor Cynthia K. Larive, who succeeded the retiring George R. Blumenthal on July 1, 2019, reaffirmed the university’s dedication to discovery and educational opportunity.

“I know first-hand that higher education transforms lives. I was the first in my family to attend college, and now have the opportunity to serve as chancellor of the most progressive campus in the UC system,” Larive said. “UC Santa Cruz is committed to providing that transformative experience to students of all backgrounds.”

Reinforced by more than \$18 million in new gift commitments, the UC Santa Cruz Genomics Institute opened new headquarters as it announced it had earned recognition as an organized research unit. ORU status brings additional capacity for multidisciplinary collaboration to the unit, which 20 years ago was the first to sequence the human genome.

A \$10 million grant from Schmidt Futures supports the Genomics Institute’s exploration of the structure of the human brain. An

\$8.5 million anonymous gift gives the director discretion to direct resources toward pediatric and other cancer treatments, the Human Cell Atlas, and unraveling the history of life.

The Heising-Simons Foundation is accelerating new knowledge of exoplanets and supporting the efforts of Vera Rubin Chair recipient Enrico Ramirez-Ruiz to make astrophysics more inclusive. An annual AstroTech workshop with funding from the foundation will train diverse cohorts in a UC Santa Cruz specialty: building astronomical instruments.

The Blum Center will utilize a \$1 million gift to alleviate poverty in Santa Cruz County. Fellows and faculty will reduce homelessness among families with women as heads of household, provide job preparation and counter myths about low-income women.

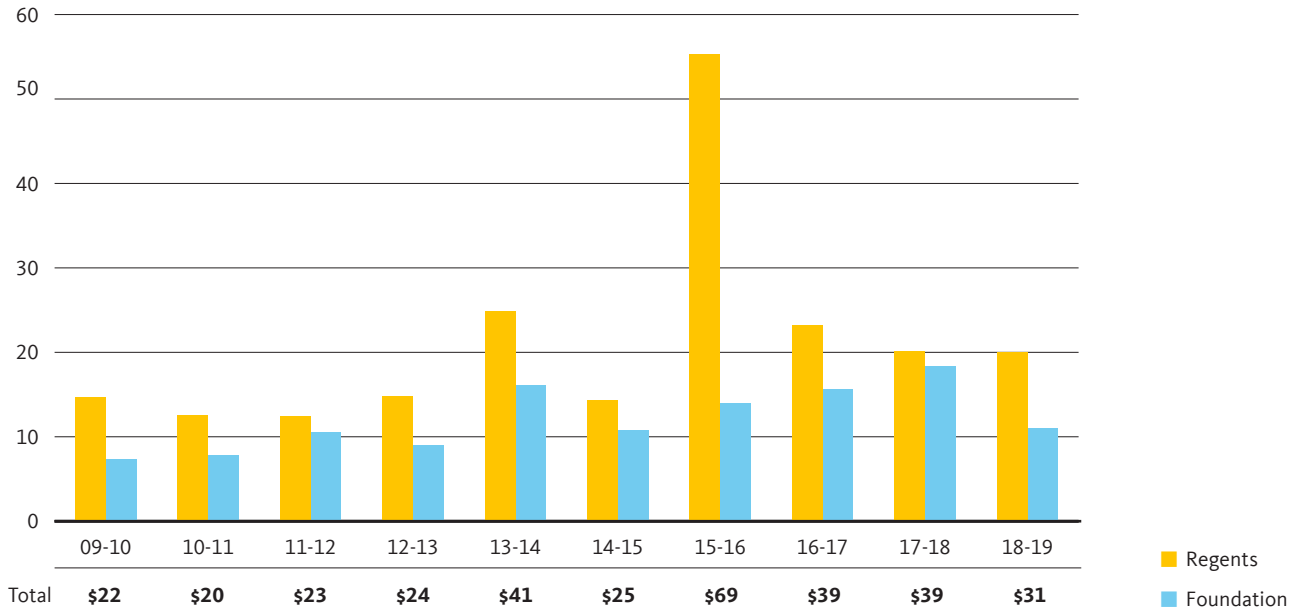
Funded by a \$1 million Henry Luce Foundation grant, the new interdisciplinary Center for Southeast Asian Coastal Interactions will address the region’s pressing problems and energize Southeast Asia studies while cultivating the next generation of scholars.

The campus exceeded \$40 million in new commitments for a fourth consecutive year, significantly growing research capacity and supporting training for more — and more diverse — scientists and engineers. FY 2019 included \$31.1 million in outright gifts and pledge payments, \$39.4 million in combined gifts and pledges and \$2.4 million in new planned gift commitments.

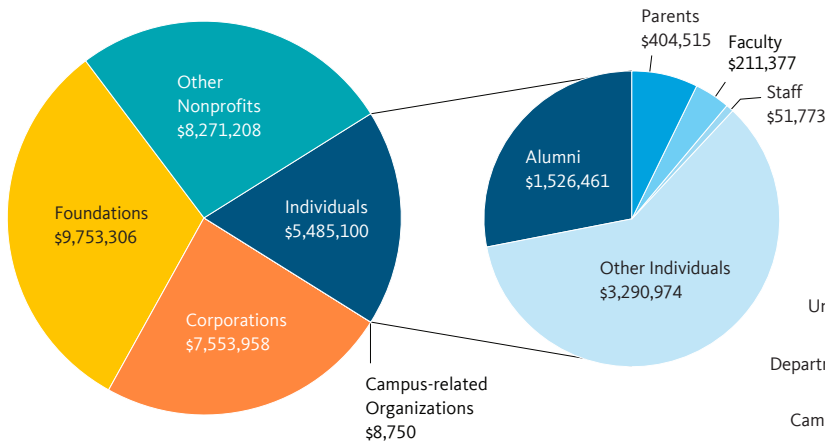
The UC Santa Cruz donor community grew by 8 percent this year. Gifts from alumni grew by 12 percent.

Total giving

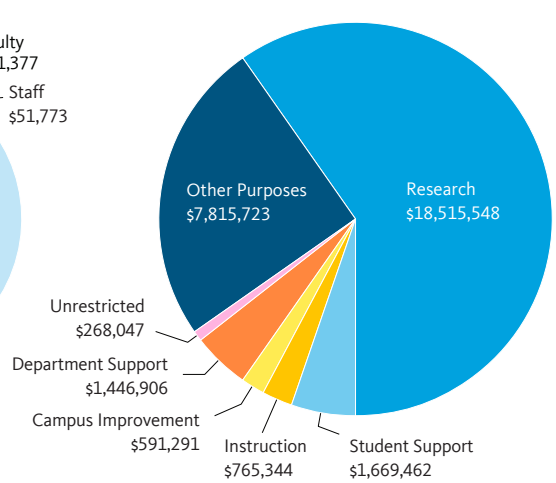
MILLIONS



Gift source



Gift purpose



Reporting conventions

	14-15	15-16	16-17	17-18	18-19	2018-19 Totals
Cash (CAE)						
PLEDGE PAYMENTS	\$7,489,955	\$13,036,046	\$10,246,239	\$6,665,075	\$3,842,726	\$31,072,322
NEW OUTRIGHT GIFTS	\$17,585,717	\$56,193,517	\$28,610,308	\$31,848,785	\$27,229,597	\$39,429,353
Accrual (REGENTS)						
NEW PLEDGES	\$11,376,486	\$12,077,760	\$7,642,396	\$6,706,635	\$12,199,757	

Campus Foundation Leadership

UC BERKELEY

University of California Berkeley Foundation

Website: <https://foundation.berkeley.edu/>

Executive Officers

- Chair:** Susan C. Chamberlin, MBA '87, Pleasanton
- Vice Chair:** James M. Koshland, East Palo Alto
- Chair, Audit Committee:** Frithjof J. Dale, MBA '66, '67
- Chair, Finance and Administration Committee:** Eric H. Stern '87, Los Angeles
- Chair, Governance Committee:** Laura Wen-yu Young '84, J.D. '87, San Francisco
- Chair, Programs Committee:** Maria Boone Cranor '67, Salt Lake City
- Chair, Nominating Committee:** Mark J. Robinson '88, San Francisco
- Immediate Past Chair:** Richard L. Greene '60, J.D. '63, San Francisco
- BEMCO BOARD MEMBER:** Cyrus S. Hadidi '96, Los Angeles
- BEMCO BOARD MEMBER:** Nadine Tang, MSW '75

Administrative Officers

- President:** Julie Hooper, Vice Chancellor–University Development and Alumni Relations
- Executive Vice President:** Irene Kim, Associate Vice Chancellor–Advancement
- Vice President:** Lishelle Blakemore, Associate Vice Chancellor–Development
- Vice President:** Kevin Crilly, Executive Director–Gift Planning
- Corporate Secretary:** MiHi Ahn, Executive Director, Foundation Operations
- Treasurer:** Loraine Binion, Executive Director–Finance and Administration
- Assistant Treasurer:** Lina Wang, Director of Accounting Operations

UC DAVIS

UC Davis Foundation

Website: <http://giving.ucdavis.edu/recognition-resources/uc-davis-foundation/index.html>

Officers and Committee Chairs

- Chair:** Bruce G. West '71, M.S. '73, Davis
- Vice Chair:** Darryl Goss '83, Indianapolis

Chair, Audit Committee: Jack Mariani, '69, Winters

Chair, Global Campaign Leadership Council: David Pearson '84, Oakville

Chair, Finance and Investment Committee: Joncarlo Mark, MBA '00, Davis

Chair, Nominating and Governance Committee: Cecilia Sullivan, '83, Granite Bay

Chair, Stewardship Committee: Giacomo Marini, Atherton

President: Shaun Keister, Vice Chancellor–Development and Alumni Relations

Secretary: Paul Prokop, Associate Vice Chancellor, Development

Treasurer: Tania Walden, Foundation Treasurer/CFO

UC IRVINE

University of California, Irvine Foundation

Website: www.ucifoundation.org

Officers

- Chair:** Julie Hill, Newport Coast
- Chair, Audit Committee:** Dean A. Yoost, Irvine
- Chair, Chair Advisory Committee:** James V. Mazzo, Laguna Beach
- Chair, Investment and Finance:** D. Robinson Cluck '78, Newport Beach
- Chair, Nomination and Governance Committee:** Mark C. Kehke '83, MBA '93, Newport Beach
- Co-Chairs, Stewardship Committee:** Gary J. Singer, Esq. '74, Newport Beach & Stacey Nicholas, Laguna Hills
- Chair, Trustee Engagement Committee:** James V. Mazzo, Laguna Beach
- President:** Brian T. Hervey, Vice Chancellor, University Advancement & Alumni Relations
- Chief Financial Officer:** Lynn A. Rahn, Associate Vice Chancellor, Finance and Administration
- General Counsel:** Richard K. Bridgford, Esq., Newport Beach
- Controller:** Christie Israel, Director of Business and Finance Operations, University Advancement
- Secretary:** Jackie M. Barbera, Executive Director of the UC Irvine Foundation, University Advancement

UCLA**The UCLA Foundation**Website: www.UCLAFoundation.org**Officers and Committee Chairs****Chair:** John T. Mapes '90, UCLA Parent, Los Angeles**Executive Vice President:** Rhea Turteltaub, Vice Chancellor, External Affairs, Los Angeles**Chief Financial Officer/Chief Operations Officer:** Julie Sina, Associate Vice Chancellor Alumni Affairs and Advancement Services, CFO/COO, UCLA Foundation and CFO, UCLA Investment Company, Los Angeles**Chief Investment Officer:** Justin Barton, President and Chief Investment Officer, UCLA Investment Company, Los Angeles**Chair, Audit Committee:** David P. Eisman '92, M.A. '92, Seattle**Chair, Executive Committee:** John T. Mapes '90, UCLA Parent, Los Angeles**Chair, Finance Committee:** David A. Ackert '77, J.D./MBA '82, Las Vegas**Chair, Nominations and Governance Committee:** Craig E. Ehrlich '78, Santa Monica**Chair, Philanthropy Committee:** Alicia Miñana de Lovelace J.D. '87, Hermosa Beach**UCLA Investment Company Board Chair:** Drew Zager, Los Angeles**Executive Director/Secretary:** Jocelyn Tabata '86, UCLA Parent, Los Angeles**UC MERCED****UC Merced Foundation**Website: giving.ucmerced.edu**Executive Officers****Chair:** Denise Watkins, Pleasanton**Vice Chair:** Curtis Riggs, Merced**Secretary:** Art Kamangar, Merced**Treasurer:** Roger Sturdevant, Clovis**President:** Dorothy Leland, Chancellor**Vice President:** E. Edw. Klotzbier, Vice Chancellor, External Relations**Chair, Audit Committee:** Grey Roberts, Merced**Co-Chair, Advocacy and Awareness Committee:** Jack Oswald, Healdsburg**Co-Chair, Advocacy and Awareness Committee:** Daryl Hatano, Fremont**Co-Chair, Entrepreneurial Ecosystem Committee:**

Josh Becker, Menlo Park

Co-Chair, Entrepreneurial Ecosystem Committee:

Bob Tinker, Mountain View

Co-Chair, Nomination Committee: Monya Lane, Livermore**Co-Chair, Nomination Committee:** Christine Long, Merced**Co-Chair, Philanthropy Committee:** Kenni Friedman, Modesto**Co-Chair, Philanthropy Committee:** Carol Bright Tougas, Modesto**Member at Large:** Robert Gallo, Modesto**Immediate Past Chair:** Michael Gallo, Merced**UC RIVERSIDE****UC Riverside Foundation**Website: <https://foundation.ucr.edu/>**Executive Officers****Chair:** Susan Atherton '77, San Francisco**Immediate Past Chair:** Darin P. Anderson '89, MBA '91, Newport Beach**Chair-Elect:** Brian Hawley '90, M.S. '91, Riverside**Treasurer:** Erik Anderson, Irvine**President:** Peter A. Hayashida, Vice Chancellor, University Advancement**Executive Vice President:** Hieu T. Nguyen, Associate Vice Chancellor, University Advancement**Vice President, Finance and Chief Financial Officer:**

Kimberly McDade, Chief Financial and Administrative Officer, University Advancement Administration

Associate Treasurer: Essam Ulhaq, Executive Director, UC Riverside Foundation Accounting**Secretary:** Patricia D. Kohlmeier, Executive Director, UC Riverside Foundation and Donor Relations**Committee Chairs****Chair, Audit Committee:** Linda M. Williams MADM '76, Pasadena**Chair, Advocacy Committee:** Brian Hawley '90, M.S. '91, Riverside**Co-Chairs, Campaign Committee:** S. Sue Johnson, Riverside and Thomas Haider, M.D., Riverside**Chair, Gift Planning Committee:** Irving G. Hendrick, Ed.D., Riverside**Chair, Investment Committee:** Matt D. Lyons '87, Westlake Village**Chair, Nominations Committee:** Ronald W. Stovitz '64, San Francisco**Chair, Stewardship Committee:** Kathy Wright, M.A. '81, Riverside

[UC SAN DIEGO](#)

UC San Diego Foundation

Website: <https://ucsfoundation.ucsd.edu/>

Executive Officers

Chair: Carol Chang

Immediate Past Chair: Peter G. Preuss '67

Chair Elect: Steven Hart '80

Treasurer: Jeff Silberman

Committee Chairs

Chair, Audit Committee: Andy Chedrick

Chair, Executive Committee: Carol Chang

Chair, Donor Relations and Stewardship Committee: Sandra Timmons '81

Chair, Investment/Finance Committee: Robert Marren '86

Chair, Student Foundation Committee: Matthew Newsome '91

Chair, Trustee Recruitment and Engagement Committee: Steven Hart '80

Operating Officers

Chancellor/President: Chancellor Pradeep Khosla

Vice President: Drew Hunsinger, Associate Vice Chancellor University Development

Vice President: Melanie Cruz, Interim Associate Vice Chancellor Health Sciences Development

Chief Financial Officer: Marlene Shaver, Assistant Vice Chancellor Advancement Services

Corporate Secretary: Jeanmarie Bond, Board Operations Manager

[UC SAN FRANCISCO](#)

UCSF Foundation

Website: <http://support.ucsf.edu/ucsf-foundation>

Chair: William E. Oberndorf

Vice Chair: Philip Hammaraskjold

President: Sam Hawgood, MBBS, Chancellor

Vice President: Jennifer Arnett, Vice Chancellor, University Development and Alumni Relations

Secretary: Gardner Trimble, Executive Director, Gift & Endowment Planning, Development and Alumni Relations

Chair, Executive Committee: William E. Oberndorf

Chair, Audit Committee: Rick Kimball

Chair, Development Committee: William Davidow

Chair, Community and Government Relations Committee: Carmen Policy

Chair, Finance Committee: Philip Hammaraskjold

Chair, Innovation and Partnerships Committee: George Scangos

Chair, Nominating and Governance Committee: Nancy Hellman Bechtle

Chair, Real Estate Committee: Todd Carter

Chair, Student and Faculty Committee: Catherine Lucey

Chair, UCSF Foundation Investment Company Board of Directors: Andrew Ach

Chief Investment Officer and CEO, UCSF Foundation Investment Company: David Harkins

[UC SANTA BARBARA](#)

UC Santa Barbara Foundation

Website: www.ia.ucsb.edu/ucsb-foundation

Foundation Officers

Chair: Richard Breaux

Immediate Past Chair: Lady Leslie Ridley-Tree

Vice Chair, Investments/Treasurer: John Arnhold '75

Vice Chair, Development: Duncan Mellichamp

Vice Chair, Donor Relations: Darryl McCall

Secretary: Steve Mendell '63

Executive Director: Beverly J. Colgate, Associate Vice Chancellor-Development

Chief Financial Officer: Eric Sonquist, Director of Finance & Administration

UC SANTA CRUZ

UC Santa Cruz Foundation

Website: <http://foundation.ucsc.edu/>

Executive Officers

Chair: Alec Webster '02

Immediate Past Chair: Mary E. Doyle '74

Vice Chair: Kamil H. Hasan

Parliamentarian: Robert Holo '87

Committee Chairs

Chair, Executive Committee: Alec Webster '02

Chair, Audit Committee: Laura I. Bushnell

Chair, Board Opportunity Fund Committee: Richard F. Moss '85

Chair, Development Committee: Linda Peterson '70

Chair, Investment and Finance Committee: John M. Woodward '74

Chair, Membership Committee: Hope A. Hardison

Administrative Officers

President: Keith E. Brant, Vice Chancellor, University Relations

Vice President: Jeff Shilling, Associate Vice Chancellor,
Philanthropy

Treasurer: Howard Heevner, Assistant Vice Chancellor,
University Relations

Executive Secretary: Marcus Frost, Director of Leadership
Donor Engagement

Assistant Treasurer: Jo Westbrook, Foundation Controller

Assistant Treasurer: Kirk Lew, Assistant Vice Chancellor,
Financial Affairs

Assistant Treasurer: Edward F. Moran, III, Director of
Accounting Services

Glossary

GIFT DATA

The gift data included in the Annual Report on the University Private Support Program are compiled using the Council for Aid to Education cash convention for gift reporting (i.e., includes outright gifts, pledge payments and private grants payments, not contracts). This is the reporting convention used for comparisons with other educational institutions.

REGENTS

The Board of Regents of the University of California is the corporate body entrusted by the California State Constitution, Article IX, Section 9, with the university's organization and administration.

CAMPUS FOUNDATIONS

Campus foundations, serving each of the 10 University of California campuses, are independently incorporated as nonprofit, public-benefit corporations. They serve as the primary fundraising arm for their respective campuses. The strength of the foundations rests with the direction provided by their community-based volunteer trustees. Each foundation is staffed by university personnel.

SOURCES OF GIFTS

This category identifies the original source of gifts and grants to the Regents and the campus foundations.

INDIVIDUALS

Individuals are divided into a number of categories, including:

Alumni are defined as former undergraduate or graduate students, full- or part-time, who have earned some credit toward a degree offered by a particular campus of the University of California. Alumni status takes precedence in the reporting of private support, so that gifts from faculty, staff and parents who are also alumni would be counted in the alumni category.

Faculty members are defined as individuals with full- or part-time academic appointments within the university.

Staff members are employed in non-academic positions throughout the university.

Parents have children who are current or former students at any campus of the university.

Individuals (non-alumni) covered by this classification are those individual donors who are not alumni, faculty or staff.

Bequests are defined as gifts received from deceased donors' estates, trusts or other estate plans that designate the university as a beneficiary.

ORGANIZATIONS

Campus-related organizations: This classification covers student groups, alumni associations and university support groups, but not campus foundations. A gift to a campus foundation is reported in the classification appropriate to the original donor when the gift was received by the campus foundation.

Corporations: This classification covers both for-profit entities and nonprofit entities that are funded by for-profit entities. For-profit entities are defined as corporations, businesses, partnerships and cooperatives that have been organized for profit-making purposes, including corporations owned by individuals and families, incorporated professional individuals and other closely held companies.

Examples of nonprofit entities that are funded by for-profit entities include: industry or trade associations; professional, union or lobbying organizations; and nonprofit organizations funded by one or more companies or individuals operating for profit, including corporate foundations.

Foundations: This classification covers private tax-exempt entities established and operated exclusively for charitable purposes; nonprofit foundations or charitable trusts, including funds or endowments designated by the Internal Revenue Service as grant-making foundations; community foundations; family foundations; or charitable trusts. This classification excludes corporate foundations, campus foundations and quasi-government entities, such as the National Endowment for the Humanities. To capture additional data, a category has been added for foundations established by alumni.

Other sources: This classification covers all nonprofit organizations other than those described above, including fundraising consortia, religious organizations and higher educational associations or institutions.

PURPOSES OF GIFTS

This category identifies the intended use of private support as designated by the donor or grantor.

Research: This classification applies to private support that is restricted to scientific, technical and humanistic investigation, including salaries and other support of research projects. Funds for research may also be included in the "campus improvement" classification (capital projects to support research) and in the "departmental support" classification (endowed chairs).

Student support: This classification includes support that is restricted to non-repayable financial aid to undergraduate and graduate students, including undergraduate scholarships, graduate fellowships, awards, prizes and private support for work-study students, as well as gift funds to support loans to be repaid by undergraduate and graduate students.

Instruction: This classification is restricted to support for seminars, conferences, lecture programs and faculty recognition awards, including salaries, honoraria and employee benefits.

Campus improvement: This classification covers support for capital projects and for ongoing operation of the physical plant, including grounds and buildings, facilities and equipment. It includes gifts and private grants of real and personal property, including equipment and works of art for use by the university. It also covers gifts and private grants that are restricted by the donor or grantor to purchase buildings, other facilities, equipment and land for use by the university; to construct or carry out major renovation of buildings and other facilities; and to retire indebtedness. In addition, the classification applies to gifts of library materials and monetary support that are restricted to acquire, restore and preserve books, periodicals, manuscripts, maps and related materials; to acquire audiovisual and other equipment; and to support other activities of campus libraries.

Departmental support: This classification covers gifts that are restricted by the donor to a particular academic division, department or entity. It also covers gifts that are restricted by the donor to a particular academic division, department or unit, and further restricted by the donor to a particular purpose for which no other purpose category is listed, including endowed chairs, but excluding support for instruction and student financial support, which are reported in the related classifications.

Other purposes: This classification covers support of non-instructional services beneficial to individuals and groups external to the university (e.g., exhibits, museums, patient care, public service and similar facilities and programs); and gifts restricted by the donor for endowment, which maintains the principal in perpetuity, but otherwise unrestricted by the donor as to use of the endowment income. It also includes support for intercollegiate athletics. Note that gifts to support athletic scholarships are reported in “student support” and gifts for athletic capital projects are reported in “campus improvement.”

Unrestricted: This classification includes gifts made by the donor without restriction, regardless of any subsequent administrative designation or purpose.

TYPE OF ASSETS

This category identifies the form (type of asset) comprising the support received this year by the university and the campus foundations.

Cash: This classification covers currency, coins, checks, money orders, credit card transactions and bank drafts.

Securities: This classification includes stocks, bonds and related instruments, such as promissory (mortgage) notes and insurance policies, if maintained rather than surrendered for cash.

Real property: This classification applies to real estate, including land, buildings and other improvements; and to oil, mineral and related rights. Real property is reported at its fair market value.

Non-monetary items: This classification applies to personal or company property (except securities and real property), including works of art, books, intellectual property and scientific and other equipment. Non-monetary gifts are reported at their fair market value.

PLANNED GIFTS

A planned gift is often referred to as a “split-interest arrangement”; it involves benefits for the donor (or another non-charitable beneficiary) and for the charitable institution. In such a circumstance, a donor who makes a current gift-in-trust is eligible for an income for life or for a period of years related to the underlying assets of the gift, as well as to certain income-tax benefits for making a charitable contribution. The donor may name himself or herself or another individual as the life-income beneficiary; on the demise of the beneficiary or at the conclusion of the trust term, the charitable remainder is applied to the charitable purpose specified in the gift agreement.

Face value is a term that refers to the total amount of a planned gift agreement, i.e., the amount conveyed by a gift to establish a split-interest trust or other planned gift.

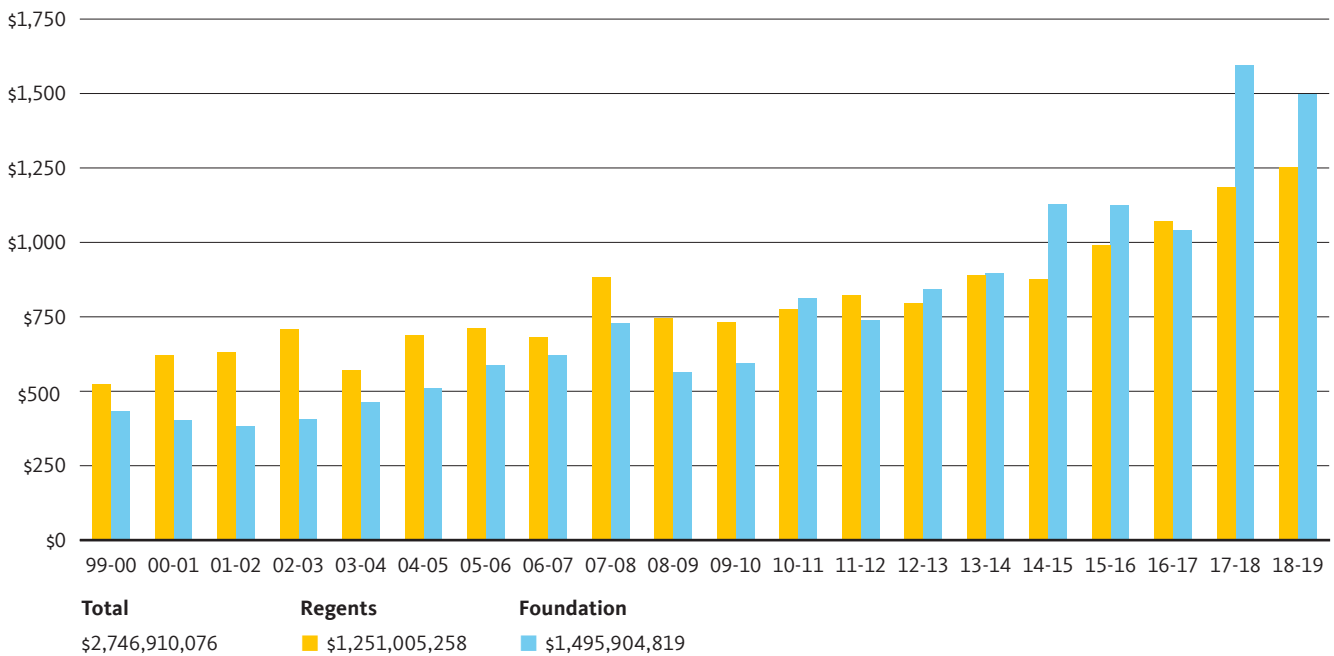
Present value is a term that refers to the discounted value of a planned gift used to predict in today’s dollars what the gift will be worth when it becomes available to support the charitable purpose for which it was designated by the donor.

20 Years of Private Support for the System

Private Support to the Regents and the Campus Foundations (CAE/Cash Convention) 1999–00 through 2018–19

FISCAL YEARS	Regents	Foundations	Totals
1999-2000	\$522,810,531	\$432,084,528	\$954,895,059
2000-2001	\$621,634,140	\$400,873,079	\$1,022,507,219
2001-2002	\$629,248,027	\$382,349,876	\$1,011,597,903
2002-2003	\$709,481,356	\$405,505,130	\$1,114,986,486
2003-2004	\$569,903,692	\$463,331,591	\$1,033,235,283
2004-2005	\$687,234,899	\$509,643,409	\$1,196,878,308
2005-2006	\$710,146,541	\$586,131,053	\$1,296,277,594
2006-2007	\$679,918,570	\$619,347,252	\$1,299,265,822
2007-2008	\$882,276,658	\$726,764,234	\$1,609,040,892
2008-2009	\$743,466,901	\$563,801,996	\$1,307,268,897
2009-2010	\$731,029,449	\$594,396,945	\$1,325,426,394
2010-2011	\$775,093,182	\$813,078,193	\$1,588,171,375
2011-2012	\$822,733,759	\$739,526,675	\$1,562,260,434
2012-2013	\$796,796,366	\$840,670,624	\$1,637,466,990
2013-2014	\$889,600,811	\$897,259,179	\$1,786,859,990
2014-2015	\$875,411,034	\$1,126,867,668	\$2,002,278,703
2015-2016	\$991,375,098	\$1,124,651,675	\$2,116,026,773
2016-2017	\$1,070,583,390	\$1,039,952,328	\$2,110,535,718
2017-2018	\$1,184,814,169	\$1,596,170,448	\$2,780,984,617
2018-2019	\$1,251,005,258	\$1,495,904,819	\$2,746,910,076

MILLIONS



10 Years of Private Support for the Campuses

Private Support to the Regents and the Campus Foundations (CAE/Cash Convention)

2009–10 through 2018–19

BERKELEY	Regents	Foundation	Total
2009-2010	\$190,455,289	\$123,399,778	\$313,855,067
2010-2011	\$192,348,778	\$136,406,540	\$328,755,318
2011-2012	\$259,707,938	\$151,073,097	\$410,781,035
2012-2013	\$185,304,586	\$161,413,908	\$346,718,494
2013-2014	\$204,688,363	\$190,539,789	\$395,228,152
2014-2015	\$186,017,115	\$188,086,349	\$374,103,464
2015-2016	\$170,520,203	\$204,169,894	\$374,690,097
2016-2017	\$202,154,887	\$204,479,391	\$406,634,278
2017-2018	\$173,571,132	\$255,480,886	\$429,052,019
2018-2019	\$274,418,759	\$280,806,856	\$555,225,616

DAVIS	Regents	Foundation	Total
2009-2010	\$85,995,075	\$23,238,537	\$109,233,612
2010-2011	\$85,163,260	\$26,267,603	\$111,430,863
2011-2012	\$68,487,731	\$25,804,837	\$94,292,567
2012-2013	\$90,786,384	\$27,028,006	\$117,814,390
2013-2014	\$90,217,016	\$43,245,582	\$133,462,597
2014-2015	\$140,547,829	\$45,657,179	\$186,205,008
2015-2016	\$101,349,735	\$30,304,152	\$131,653,887
2016-2017	\$119,509,812	\$45,114,078	\$164,623,891
2017-2018	\$114,460,437	\$57,863,227	\$172,323,664
2018-2019	\$124,507,163	\$53,665,933	\$178,173,096

IRVINE	Regents	Foundation	Total
2009-2010	\$33,523,824	\$55,943,896	\$89,467,719
2010-2011	\$45,206,472	\$49,695,442	\$94,901,914
2011-2012	\$41,444,141	\$36,580,975	\$78,025,116
2012-2013	\$26,986,978	\$52,600,681	\$79,587,659
2013-2014	\$39,745,747	\$58,156,663	\$97,902,409
2014-2015	\$28,880,710	\$37,736,272	\$66,616,982
2015-2016	\$27,103,914	\$46,552,643	\$73,656,556
2016-2017	\$47,757,075	\$49,298,698	\$97,055,773
2017-2018	\$86,097,932	\$117,297,472	\$203,395,404
2018-2019	\$35,426,601	\$80,172,938	\$115,599,540

LOS ANGELES	Regents	Foundation	Total
2009-2010	\$172,136,294	\$168,270,469	\$340,406,763
2010-2011	\$155,932,215	\$259,098,207	\$415,030,422
2011-2012	\$147,015,612	\$197,185,537	\$344,201,149
2012-2013	\$172,274,486	\$247,372,193	\$419,646,679
2013-2014	\$186,893,008	\$240,362,468	\$427,255,476
2014-2015	\$180,005,601	\$292,816,385	\$472,821,986
2015-2016	\$212,093,006	\$286,707,290	\$498,800,296
2016-2017	\$237,011,292	\$313,922,248	\$550,933,540
2017-2018	\$225,657,713	\$560,993,165	\$786,650,878
2018-2019	\$238,591,938	\$494,421,373	\$733,013,311

MERCED	Regents	Foundation	Total
2009-2010	\$1,832,781	\$938,543	\$2,771,324
2010-2011	\$2,367,090	\$2,011,339	\$4,378,429
2011-2012	\$2,253,069	\$1,721,993	\$3,975,062
2012-2013	\$2,306,552	\$2,733,517	\$5,040,069
2013-2014	\$3,313,780	\$1,809,919	\$5,123,699
2014-2015	\$1,595,057	\$3,559,903	\$5,154,959
2015-2016	\$18,999,693	\$1,841,738	\$20,841,430
2016-2017	\$2,563,258	\$2,043,759	\$4,607,017
2017-2018	\$2,826,178	\$1,485,260	\$4,311,437
2018-2019	\$3,487,663	\$2,127,797	\$5,615,461

RIVERSIDE	Regents	Foundation	Total
2009-2010	\$18,704,227	\$4,708,403	\$23,412,630
2010-2011	\$19,130,423	\$15,809,829	\$34,940,252
2011-2012	\$27,962,301	\$5,874,702	\$33,837,003
2012-2013	\$16,405,284	\$10,030,288	\$26,435,572
2013-2014	\$12,582,874	\$10,110,006	\$22,692,880
2014-2015	\$8,611,181	\$8,451,902	\$17,063,084
2015-2016	\$11,698,791	\$12,670,382	\$24,369,173
2016-2017	\$10,667,992	\$14,932,073	\$25,600,066
2017-2018	\$12,344,052	\$10,667,152	\$23,011,204
2018-2019	\$15,261,977	\$8,580,500	\$23,842,477

SAN DIEGO	Regents	Foundation	Total
2009-2010	\$53,236,522	\$53,362,528	\$106,599,050
2010-2011	\$58,206,080	\$57,944,648	\$116,150,728
2011-2012	\$81,051,986	\$54,490,570	\$135,542,556
2012-2013	\$75,226,252	\$92,177,323	\$167,403,575
2013-2014	\$82,216,507	\$68,229,471	\$150,445,978
2014-2015	\$76,269,670	\$94,789,616	\$171,059,286
2015-2016	\$103,252,937	\$103,619,728	\$206,872,665
2016-2017	\$95,777,534	\$144,298,130	\$240,075,664
2017-2018	\$124,132,654	\$155,869,307	\$280,001,961
2018-2019	\$183,112,520	\$105,921,247	\$289,033,767

SAN FRANCISCO	Regents	Foundation	Total
2009-2010	\$129,511,202	\$139,393,739	\$268,904,940
2010-2011	\$167,608,633	\$241,839,330	\$409,447,963
2011-2012	\$138,876,827	\$190,600,300	\$329,477,127
2012-2013	\$163,743,912	\$222,001,463	\$385,745,375
2013-2014	\$191,265,237	\$253,672,986	\$444,938,223
2014-2015	\$187,007,227	\$421,572,374	\$608,579,601
2015-2016	\$211,529,581	\$384,410,489	\$595,940,070
2016-2017	\$198,115,085	\$224,057,199	\$422,172,285
2017-2018	\$347,809,821	\$382,458,190	\$730,268,011
2018-2019	\$205,767,690	\$416,983,582	\$622,751,272

SANTA BARBARA	Regents	Foundation	Total
2009-2010	\$27,007,295	\$17,856,703	\$44,863,998
2010-2011	\$31,239,974	\$16,221,209	\$47,461,183
2011-2012	\$39,677,469	\$65,716,955	\$105,394,424
2012-2013	\$44,343,988	\$16,306,415	\$60,650,402
2013-2014	\$49,722,895	\$15,058,124	\$64,781,019
2014-2015	\$39,938,033	\$23,465,498	\$63,403,531
2015-2016	\$60,601,995	\$40,425,247	\$101,027,242
2016-2017	\$117,850,387	\$26,170,685	\$144,021,073
2017-2018	\$66,148,204	\$35,682,263	\$101,830,466
2018-2019	\$140,414,357	\$42,153,205	\$182,567,561

SANTA CRUZ	Regents	Foundation	Total
2009-2010	\$14,616,404	\$7,284,348	\$21,900,752
2010-2011	\$12,548,411	\$7,784,046	\$20,332,457
2011-2012	\$12,420,957	\$10,477,709	\$22,898,666
2012-2013	\$14,784,012	\$9,006,830	\$23,790,841
2013-2014	\$24,878,076	\$16,074,171	\$40,952,247
2014-2015	\$14,343,482	\$10,732,190	\$25,075,672
2015-2016	\$55,279,451	\$13,950,111	\$69,229,563
2016-2017	\$23,220,482	\$15,636,065	\$38,856,547
2017-2018	\$20,140,334	\$18,373,525	\$38,513,860
2018-2019	\$20,000,936	\$11,071,387	\$31,072,322



Reporting Conventions Used in This Report

The Annual Report on University Private Support includes data for each campus and the university using two of three gift reporting conventions employed by the university.

1 The first reporting convention, which is cash-based, is used for comparisons with other institutions. It also is employed for the Council for Aid to Education’s (CAE) national Voluntary Support of Education Survey completed by colleges and universities. This reporting convention includes outright gifts, private grants and payments on pre-existing pledges, but does not include new pledges. This method of gift reporting is used for the body of this report and is thought to present the best perspective on the cash flow that derives from private support.

2 The second method is a variation of the accrual system and includes new, legally binding pledges up to five years in duration, plus outright gifts and private grants. In this system, payments made on pledges are not included. The method is the reporting standard used for many reports on capital campaigns and is thought to present the best perspective on the level of current fundraising activity.

These first two reporting standards are shown at the bottom of each campus narrative. The breakdown follows for system support over the last five years.

Reporting conventions

	14-15	15-16	16-17	17-18	18-19	2018-19 Totals
1 Cash (CAE)	PLEDGE PAYMENTS					\$2,746,910,076
	\$636,543,965	\$566,017,677	\$622,920,129	\$1,058,619,222	\$1,083,603,704	
2 Accrual (REGENTS)	NEW OUTRIGHT GIFTS					\$2,963,165,807
	\$1,365,734,737	\$1,550,009,095	\$1,487,615,589	\$1,722,365,395	\$1,663,306,372	
	NEW PLEDGES					
	\$939,844,134	\$1,055,284,530	\$1,456,076,142	\$1,625,944,878	\$1,299,859,435	

There is a third reporting convention that is employed by the university’s accounting office for its end-of-year audited financial reports. This method also is based on accrual; however, on the revenue side, unconditional, legally-binding pledges are recorded

at the time they are promised, balanced by receivable accounts which are reduced as pledge payments are received. This method is used in the annual UC Financial Report.

The Annual Report on University Private Support 2018-19 is prepared by the UC Office of The President Institutional Advancement and Communications staff. This report is a compilation of private support data, campus narratives and foundation rosters prepared by each campus. The method of rounding may produce the appearance of minor inconsistencies in various totals and percentages, but the differences do not affect the accuracy of the data.



Berkeley
Davis
Irvine
Los Angeles
Merced
Riverside

San Diego
San Francisco
Santa Barbara
Santa Cruz
Lawrence Berkeley
National Laboratory



University of California
Institutional Advancement
Office of the President
1111 Franklin Street, 7th Floor
Oakland, CA 94607-5200

