

Annual Report on  
University Private Support  
2007-08

# Annual Report on University Private Support

For more information on the campuses and their private support programs, visit these websites:

<http://campaign.berkeley.edu>  
<http://giving.ucdavis.edu/>  
<http://www.uadv.uci.edu/>  
<http://www.giveto.ucla.edu/>  
<http://ur.ucmerced.edu/>  
<http://www.giving.ucr.edu/>  
<http://www.ucsd.edu>  
<http://www.ucsf.edu/support/>  
<http://www.ia.ucsb.edu/>  
[http://www.ucsc.edu/alumni\\_friends/](http://www.ucsc.edu/alumni_friends/)

## Reporting Conventions Used in this Report

The Annual Report on University Private Support includes data for each campus and the University using two of three gift reporting conventions employed by the University. The first reporting convention, which is *cash*-based, is used for comparisons with other institutions. It is also employed for the Council on Aid to Education's (CAE) national Voluntary Support of Education Survey completed by colleges and universities. This reporting convention includes outright gifts, grants, and payments on pre-existing pledges, but does not include new pledges. This method of gift reporting is used for the body of this report and is thought to present the best perspective on the cash flow that derives from private support.

The second method is a variation of the *accrual* system and includes new, legally binding pledges up to five years in duration, plus outright gifts. In this system, payments made on pledges are not included. The method is reporting standard used for reports on capital campaigns and is thought to present the best perspective on the level of current fundraising activity.

These first two reporting standards are shown at the bottom of each campus narrative. The breakdown follows for system support over the last five years:

REPORTING CONVENTIONS	03-04	04-05	05-06	06-07	07-08	07-08 TOTALS	
CASH (CAE)	Pledge Payments	\$274,717,901	\$262,203,464	\$327,779,662	\$326,776,785	\$430,532,189	\$1,609,040,892
	New Outright Gifts	\$763,427,803	\$934,674,844	\$968,497,932	\$972,489,037	\$1,178,508,703	
ACCURAL (REGENTS)	New Pledges	\$359,427,785	\$387,110,784	\$366,945,820	\$420,090,081	\$778,095,560	\$1,956,604,263

There is a third reporting convention that is employed by the University's accounting office for its end-of-year audited financial reports. This method is also based on accrual; however, on the revenue side, unconditional, legally-binding pledges are recorded at the time they are promised, balanced by receivable accounts which are reduced as pledge payments are received. This method is used in the annual UC Financial Report.

*The Annual Report on University Private Support 2007-08 is prepared by the UC Office of Institutional Advancement: Geoff O'Neill, Dan Aldrich, Cheryl May, June Smith, Shirley Trant; and Donna Hemmila, External Relations. The Report may be viewed online at: [www.ucop.edu/instadv/reports.html](http://www.ucop.edu/instadv/reports.html)*

*This report is a compilation of private support data, campus narratives, and foundation rosters prepared by each campus. The method of rounding may produce the appearance of minor inconsistencies in various totals and percentages, but the differences do not affect the accuracy of the data.*

---

# UNIVERSITY OF CALIFORNIA

Annual Report on  
University Private Support  
2007-08

## TABLE OF CONTENTS

### Summary Data

• Overview of the Fundraising Year	1
• Sources, Purposes and Types of Asset Received	4
• Additions to Endowment	5
• Planned Giving Assets Under Management	6
• Bequests Distributed	7
• Current Fundraising Campaigns	8

### Uses of Private Support

• Restrictions on Use	10
• Gifts by Area and Discipline	11
• Endowed Chairs	12
• Division of Agriculture and Natural Resources	13
• Universitywide and Multi-Campus Programs	14

### The Campuses

• Berkeley	16
• Davis	18
• Irvine	20
• Los Angeles	22
• Merced	24
• Riverside	26
• San Diego	28
• San Francisco	30
• Santa Barbara	32
• Santa Cruz	34

<b>Campus Foundation Leadership</b>	<b>36</b>
-------------------------------------	-----------

<b>Glossary</b>	<b>40</b>
-----------------	-----------

<b>20 Years of Private Support for the System</b>	<b>42</b>
---	-----------

<b>10 Years of Private Support for the Campuses</b>	<b>43</b>
---	-----------



# PRIVATE SUPPORT

## Overview

### Annual Report on University Private Support 2007-08

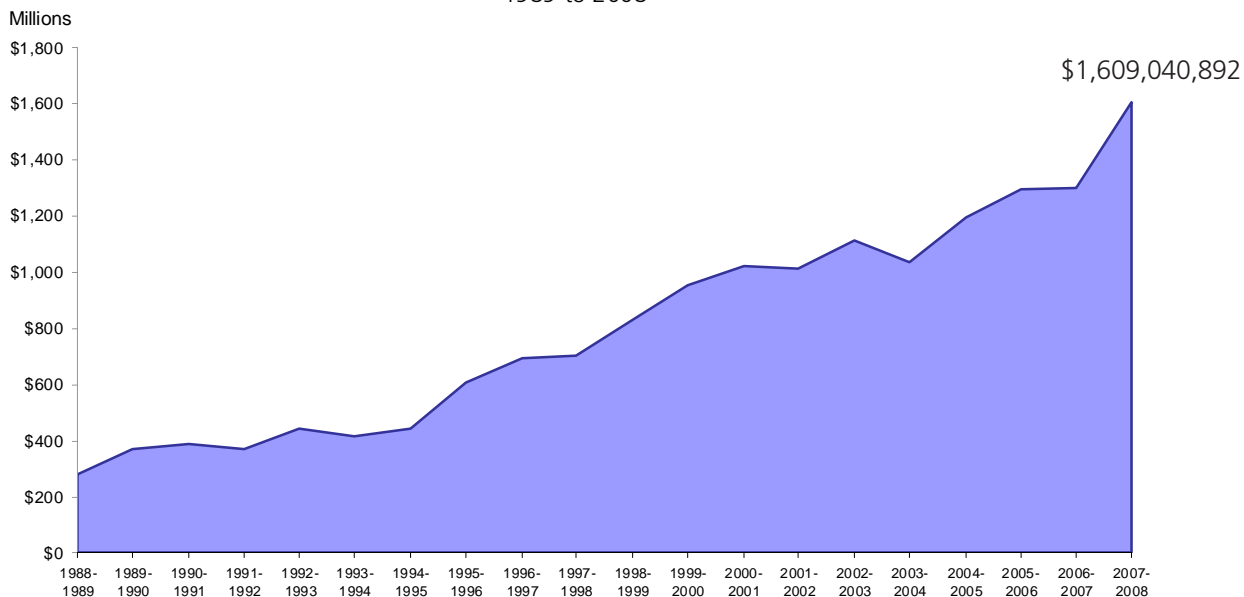
The University of California received more than \$1 billion in private support for the eighth consecutive year – setting a record of \$1.6 billion for the 2007-08 fiscal year. This total consists of payments on pledges made in fulfillment of prior years' pledges (\$430 million) plus new outright gifts of almost \$1.2 billion – the first time that new outright gifts exceeded \$1 billion. This year's total is up approximately \$300 million from last year's record of \$1.299 billion.

The 24 percent increase from the prior year's total was particularly impressive in light of the turbulence in the financial markets that was present during this past fiscal year – though increasing in intensity in recent months. According to the *Council for Advancement and Support of Education's (CASE) Fundraising Index*, philanthropic support for colleges and independent schools was estimated to grow at only at 7.2 percent for this past fiscal year. Moreover, according to *Giving USA*, a report by researchers at Indiana University's Center on Philanthropy, donations to education causes of all kinds—colleges, schools, and other organizations—increased only 3.4 percent after inflation in 2007.<sup>1</sup>

Obviously, the recent turmoil in the financial markets raises concerns as to how philanthropy will be impacted. Historically, there is a strong correlation between the state of the economy and the state of philanthropy. Charitable contributions are often a “trailing indicator” as to the strength of the economy. As such, the usual optimism for the current year is offset with restraint as to expectation for future results. However, it should be noted that the University of California may well be better positioned than many institutions – as our new pledges this past year set an all-time high of \$778 million. As a result, our total fundraising results under the “accrual” method inched very close to the \$2 billion mark (\$1.957 billion).

<sup>1</sup> Comparable data from specific institutions was not available at the time this Annual Report on Private Support was prepared. However, as this information becomes available, it will be compiled and included in the UC Accountability Framework.

Private Support to the University of California  
1989 to 2008



# PRIVATE SUPPORT

Twenty years ago, total private support to UC was under \$300 million. This amount has grown steadily – including increases in sixteen of the past twenty years – and now comprises an even larger portion of the total University budget. This growth has been critical in helping to maintain access and excellence at the University of California. Each and every gift is assisting the University in fulfilling its mission of teaching, research, and public service. As such, the University is grateful to its alumni and friends for their support – and for recognizing the many ways in which the University is serving the people of California.

REPORTING CONVENTIONS	03-04	04-05	05-06	06-07	07-08	07-08 TOTALS	
CASH (CAE)	Pledge Payments	\$274,717,901	\$262,203,464	\$327,779,662	\$326,776,785	\$430,532,189	\$1,609,040,892
	New Outright Gifts	\$763,427,803	\$934,674,844	\$968,497,932	\$972,489,037	\$1,178,508,703	
ACCURAL (REGENTS)	New Pledges	\$359,427,785	\$387,110,784	\$366,945,820	\$420,090,081	\$778,095,560	\$1,956,604,263



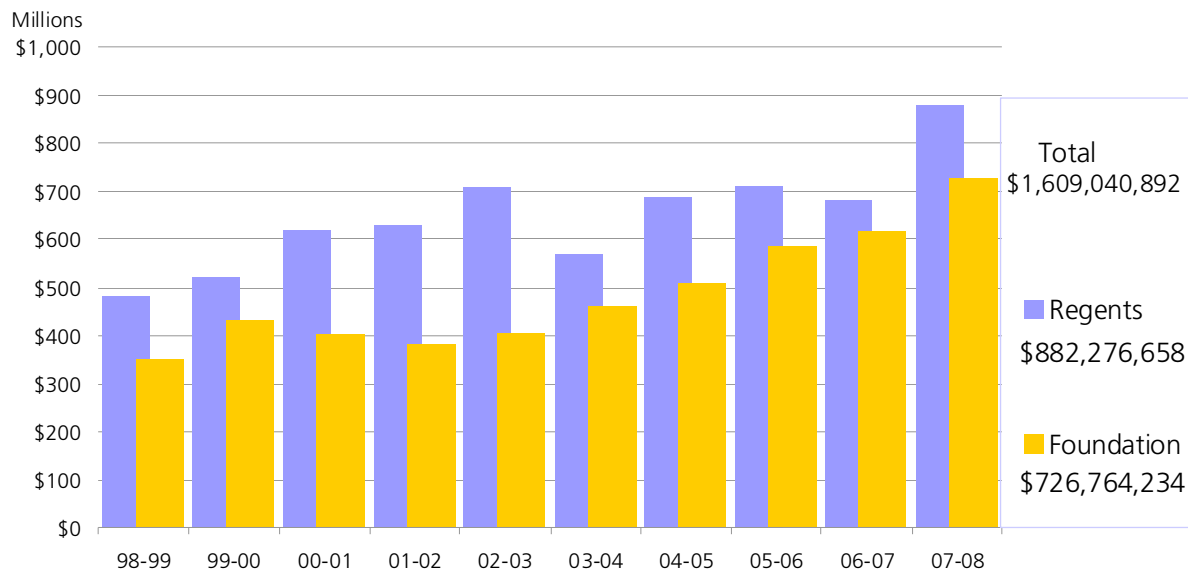
# PRIVATE SUPPORT

## System Summary

### Private Support to Regents and Campus Foundations by Cash Reporting Convention 2007-08

Campus	Regents	Foundations	Total
Berkeley	\$184,714,198	\$122,901,938	\$307,616,136
Davis	59,934,103	40,435,854	100,369,957 *
Irvine	44,468,291	48,086,745	92,555,036 *
Los Angeles	194,543,756	262,110,576	456,654,332 *
Merced	6,222,938	4,375,578	10,598,516
Riverside	15,753,177	5,630,845	21,384,022
San Diego	68,041,924	53,803,262	121,845,186 *
San Francisco	214,749,838	151,318,180	366,068,018 *
Santa Barbara	59,022,398	31,189,950	90,212,348
Santa Cruz	20,449,025	6,911,306	27,360,331
Universitywide	14,377,010	n/a	14,377,010
<b>Total:</b>	<b>\$882,276,658</b>	<b>\$726,764,234</b>	<b>\$1,609,040,892</b>

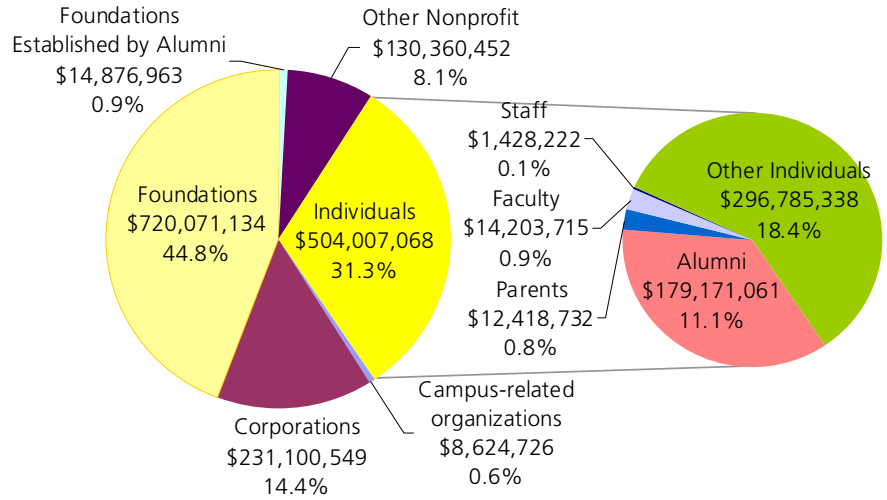
*\*These figures include support for Medical Centers and Schools of Medicine. Data on these campuses and private support for all University health science programs are found on subsequent pages of this report.*



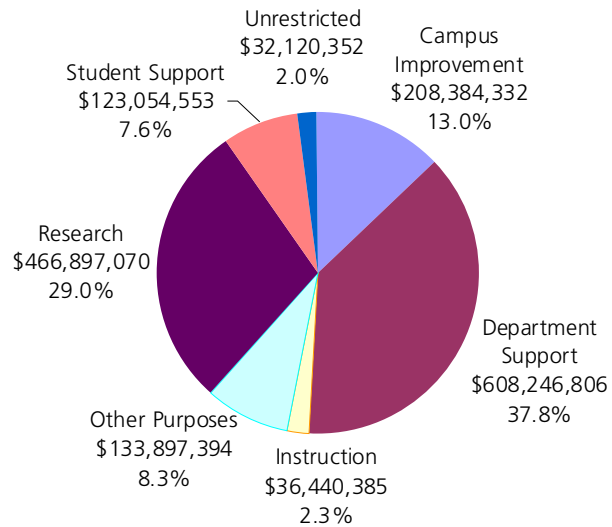
# PRIVATE SUPPORT

2007-08 Source, Purpose and Asset: \$1.609 billion

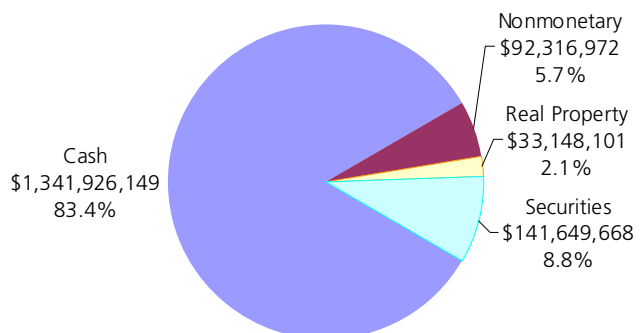
## Gift Source



## Gift Purpose

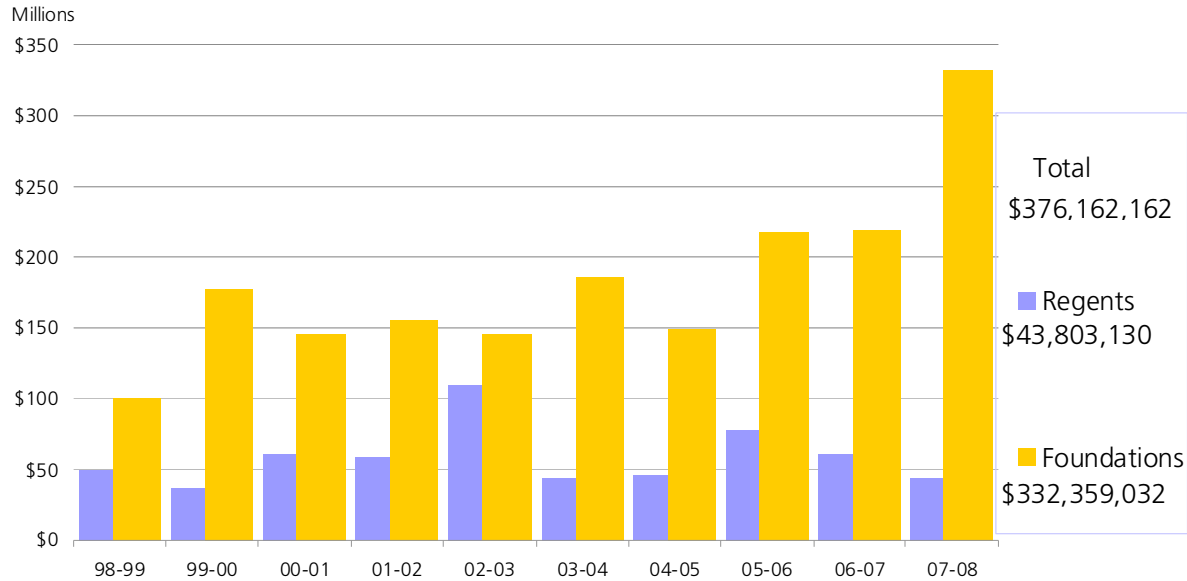


## Asset Type



# PRIVATE SUPPORT

2007-08 Additions to Endowment: \$376.2 million

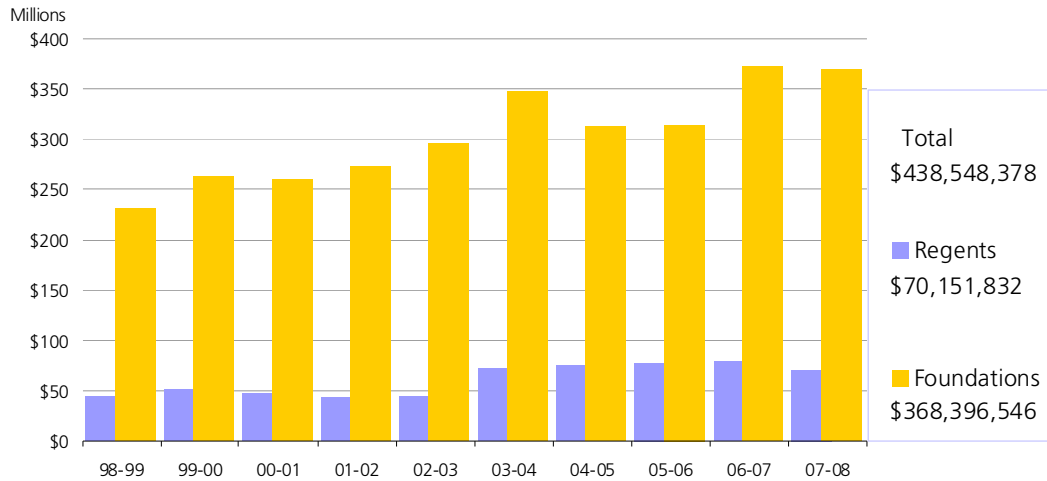


Year	Regents		Foundations		Total
98-99	\$49,304,263	32.8%	\$100,991,901	67.2%	\$150,296,164
99-00	36,413,766	17.0%	177,178,480	83.0%	213,592,246
00-01	60,908,962	29.5%	145,823,645	70.5%	206,732,607
01-02	58,718,178	27.4%	155,557,203	72.6%	214,275,381
02-03	109,630,734	42.9%	145,688,180	57.1%	255,318,914
03-04	43,772,747	19.1%	185,982,998	80.9%	229,755,745
04-05	45,617,515	23.5%	148,828,104	76.5%	194,445,619
05-06	77,819,299	26.3%	217,703,327	73.7%	295,522,627
06-07	61,305,213	21.9%	219,214,614	78.1%	280,519,827
07-08	\$43,803,130	11.6%	\$332,359,032	88.4%	\$376,162,162

The fair market value of all endowments (Regents and Foundations) was \$9,610,267 on June 30, 2008.

# PRIVATE SUPPORT

## 2007-08 Planned Giving Assets Under Management

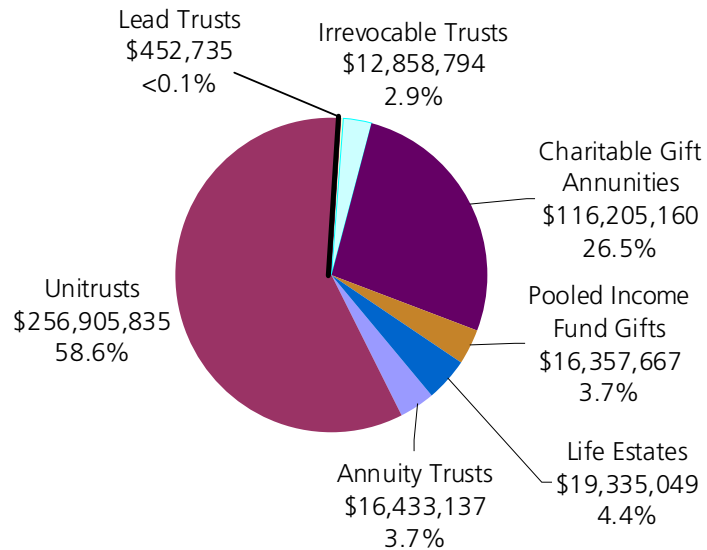


The illustrations on these pages show the total of the planned giving assets where The Regents or a campus foundation is serving as the trustee. The fiscal total under management for 2007-08 is \$438,548,378. All of these assets are irrevocably dedicated to the University and will ultimately be distributed for charitable purposes on the campuses.

The University of California has established planned giving programs at each of our campuses. University staff work with donors and their advisors, if appropriate, to help structure gifts that meet the donor's philanthropic and financial objectives. Frequently, this results in the creation of a planned gift, such as a charitable remainder trust, pooled income fund, charitable gift annuity, and similar arrangements. Under these arrangements, the principal of the planned gift is distributed to the University upon the death of the income beneficiaries or at the expiration of a term of years to be used for the charitable purpose designated by the donor.

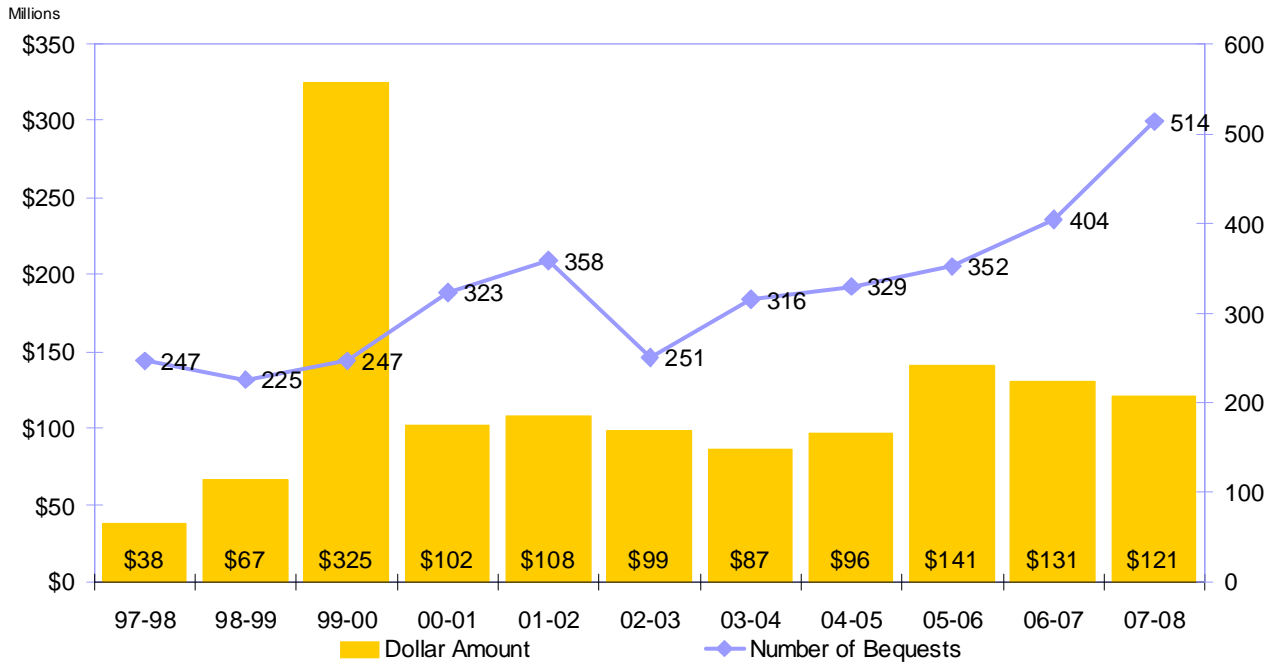
The totals do not include planned giving assets that are managed by third parties (banks, trust companies), bequest expectancies, or any revocable gifts.

### 2007-08 Total Planned Giving Assets: \$438,548,378



# PRIVATE SUPPORT

## 2007-08 BEQUESTS DISTRIBUTED



The University of California receives steady and significant support from bequests, although there is inherent unpredictability in both the number of bequests and the dollar amount received in any year. Bequests are a frequent source of endowments, as donors seek an opportunity to ensure continued support for the institution – particularly in areas such as student support via the establishment of endowed scholarship and fellowship funds.

The growth in the number of bequests received is reflective of the demographics of the UC alumni population, as well as the efforts of the campus planned giving offices. Whenever possible, the campuses steward family members and friends after receiving bequests so that they are kept aware of the use and benefits of their loved one's legacy.

# PRIVATE SUPPORT

## 2007-08 Current Fundraising Campaigns

Name of Campaign	Goal	Duration	Gifts/Pledges by 6/30/08
<b>Berkeley</b>			
The Campaign for Berkeley	\$3,000,000,000	2005-2013	\$1,238,760,015
<b>Davis</b>			
Quiet Phase	<i>To be determined</i>		
<b>Irvine</b>			
UCI Medical Center Campaign	50,000,000	2002-2008	30,755,496
Shaping the Future Campaign	1,000,000,000	2005-2015	391,883,448
<b>Los Angeles</b>			
Initiative to Ensure Academic Excellence	250,000,000	2004-2009	306,894,504
Anderson School of Management	100,000,000	2007-2010	39,747,654
School of Law	100,000,000	2006-2013	56,000,000
<b>Merced</b>			
Ernest and Julio Gallo School of Management Endowment	10,000,000	2002-2008	7,550,000
<b>Riverside</b>			
No campaign underway at this time			
<b>San Diego</b>			
No campaign underway at this time			
<b>San Francisco</b>			
Mission Bay Hospital Campaign	600,000,000	2007-2014	69,365,000
<b>Santa Barbara</b>			
The Campaign for UC Santa Barbara	500,000,000	2000-2009	503,566,763
<b>Santa Cruz</b>			
No campaign underway at this time			
<b>GRAND TOTAL</b>	<b>\$5,610,000,000</b>		<b>\$2,644,522,880</b>

### Recently Completed Campaigns

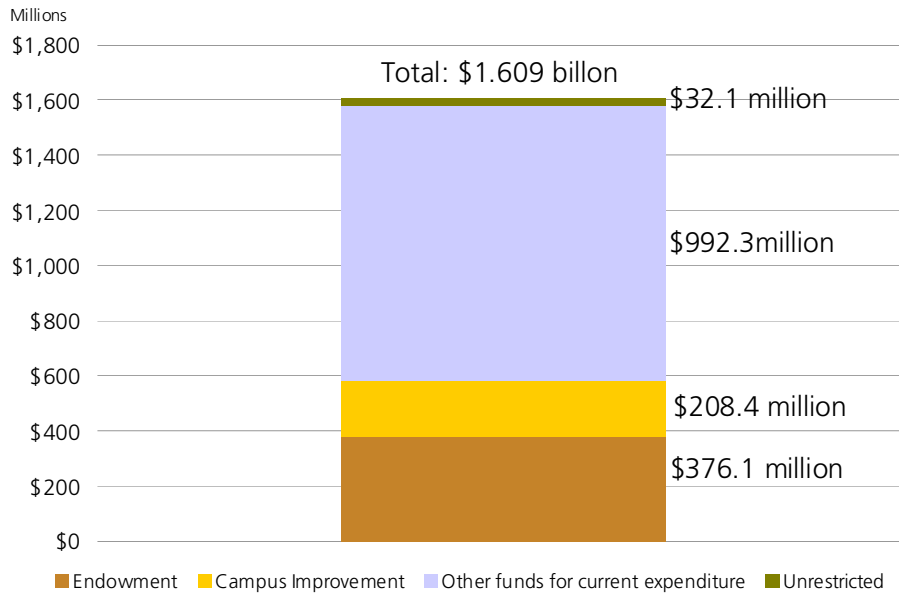
<u>Campus</u>	<u>Original Goal</u>	<u>Duration</u>	<u>Grand Total</u>
Los Angeles	\$1,200,000,000	1995-2005	\$3,053,000,000
Riverside	\$50,000,000	2003-2005	\$50,920,972
San Diego	\$1,000,000,000	2000-2007	\$1,031,427,332
San Francisco	\$1,400,000,000	1999-2005	\$1,665,141,407
Santa Cruz	\$50,000,000	2003-2005	\$67,640,319

# PRIVATE SUPPORT

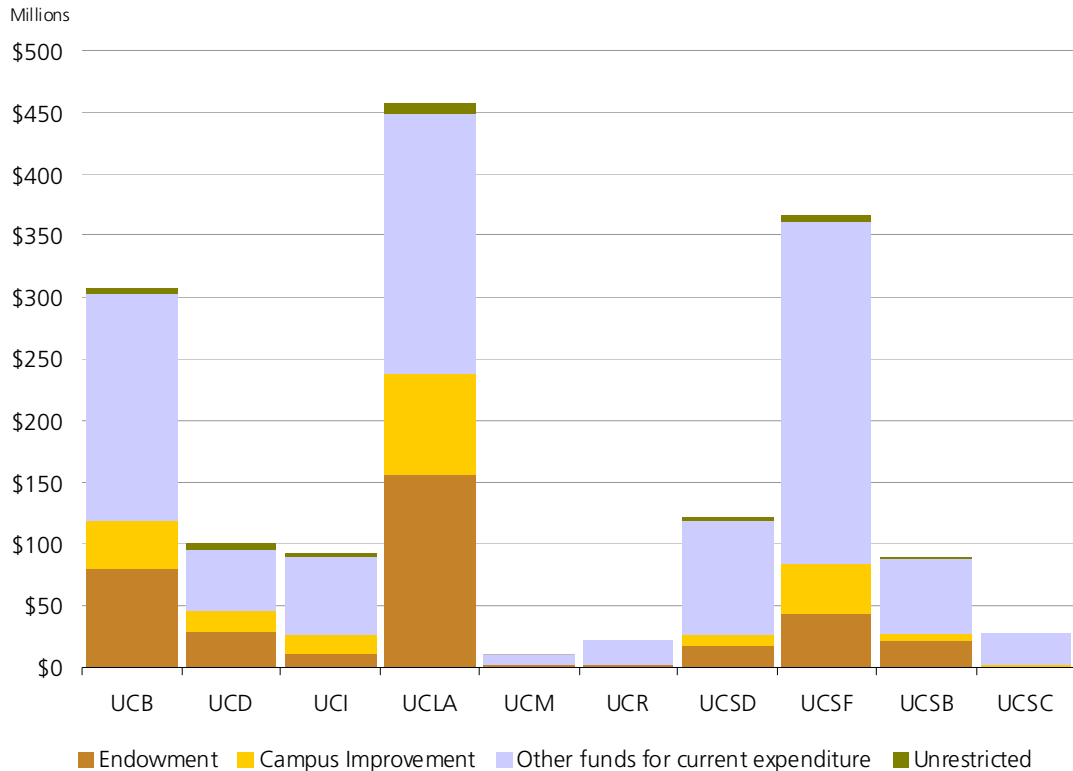


# PRIVATE SUPPORT

## 2007-08 Restrictions on Use



The University received \$376.1 million (23.4 percent) for endowments held by The Regents and the Campus Foundations. Campus improvement funds totaled \$208.4 million (13.0 percent); an additional \$992.3 million (61.7 percent) supported other aspects of current operations. Unrestricted funds totaled \$32.1 million and comprised 1.9 percent of the total for private support.



# PRIVATE SUPPORT

## 2007-08 Gifts by Area

### Distribution by Discipline: \$ 1,609,040,892

	Total	Percentage
Agriculture and Natural Resources	\$43,398,303	2.70%
Arts, Letters and Sciences	195,946,974	12.18%
Athletics/Sports	42,261,377	2.63%
Business/Management	48,577,037	3.02%
Engineering	113,862,349	7.08%
Financial Aid (non-Departmental)	18,896,404	1.17%
Health Sciences and Medicine	755,496,121	46.95%
Law	33,501,212	2.08%
Libraries	38,849,999	2.41%
Miscellaneous*	125,483,996	7.80%
Other Academic Programs	63,994,934	3.98%
Other Professional Schools	120,544,582	7.49%
Veterinary Medicine	8,227,604	0.51%
<b>Total</b>	<b>\$1,609,040,892</b>	<b>100.00%</b>

\*Chancellor and annual funds, alumni associations, energy laboratory, museums, public programs, etc.

### Gifts for Health Sciences and Medicine: \$755,496,121

Campus	Total	Percentage
Berkeley	\$19,209,482	2.54%
Davis	26,195,604	3.47%
Irvine	40,011,626	5.30%
Los Angeles	236,970,142	31.37%
Merced	2,018,235	0.27%
Riverside	3,442,818	0.46%
San Diego	61,016,991	8.08%
San Francisco	366,068,018	48.45%
Universitywide	563,205	0.07%
<b>Total</b>	<b>\$755,496,121</b>	<b>100.00%</b>

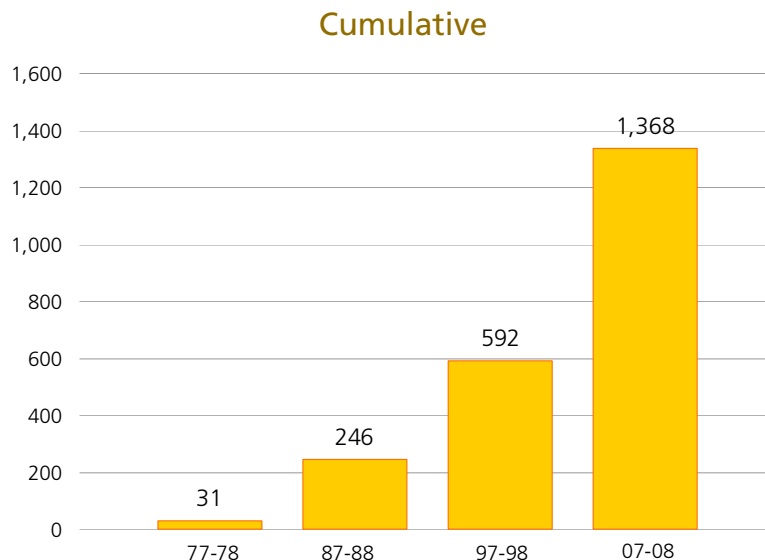
  

Area	Total	Percentage
Biological Sciences	\$4,619,029	0.61%
Biomedical Sciences	14,106,711	1.87%
Dentistry	22,226,945	2.94%
Medical Center	16,980,596	2.25%
Medicine	588,217,951	77.86%
Nursing	19,365,728	2.56%
Optometry	1,387,241	0.18%
Other**	73,608,879	9.74%
Pharmacy	5,214,352	0.69%
Public Health	9,768,689	1.29%
<b>Total</b>	<b>\$755,496,121</b>	<b>100.00%</b>

\*\* Chancellors' funds, Beckman Laser Institute, Graduate Division for Health Sciences, special cancer and neuroscience programs, etc.

# PRIVATE SUPPORT

## Endowed Chairs



Well over half of all endowed chairs were established in the last ten years. The current total, spread among the campuses, is 1,368 and growing; eighty-nine chairs were established in 2007-08.

This was a transformative year for the Berkeley campus. The William and Flora Hewlett Foundation made a landmark \$110-million challenge gift to endow 100 new faculty chairs. The gift will decisively bolster Berkeley's efforts to retain and recruit top faculty — the heart of the University's excellence. The Hewlett Challenge will match 80 gifts of \$1 million to endow 80 new \$2-million faculty chairs, each to be located in one of the campus's 14 schools and colleges. It will also match 20 gifts of \$1.5 million to endow 20 new \$3-million distinguished endowed chairs, which will span multiple academic areas, under the Chancellor's direction. In all, the Challenge will bring a total of \$220 million to reinforce faculty excellence across the campus.

The Hewlett Challenge has two far-reaching impacts for the campus. First, it will create an innovative public-private partnership to leverage higher levels of philanthropic support from the University's alumni, faculty, parents, and friends. Second, it will help Berkeley build a stable and growing funding base to retain and attract top faculty, thus ensuring its commitment to comprehensive academic excellence far into the future. The Challenge will raise \$220 million in new funding for faculty chairs, an almost 50 percent increase over the \$468 million in endowed chair funding as of FY 2006.

On the national level, the Hewlett Challenge will make an important contribution to the vitality of public higher education, and show other public institutions that such partnerships can succeed in keeping excellence in the public domain.

*"We are grateful to the Hewlett Foundation for this enormous investment in teaching and research in the public domain. This gift is an extraordinary vote of confidence in the contributions that UC Berkeley and all public universities make to society."*

— Chancellor Robert J. Birgeneau

# PRIVATE SUPPORT

## 2007-08 Division of Agriculture and Natural Resources

The University of California Division of Agriculture and Natural Resources (ANR) has a long history of serving Californians through the creation, development and delivery of new knowledge and technologies in agricultural, natural and human resources. The California Agricultural Experiment Station, Cooperative Extension and 19 statewide programs, and nine Research and Extension Centers comprise ANR, whose campus and county-based units reach every California community. Private support plays a significant role in the University's ability to remain a leader in agricultural research and extension.

The California Agricultural Experiment Station (AES) is a world-respected team of basic and applied research scientists.

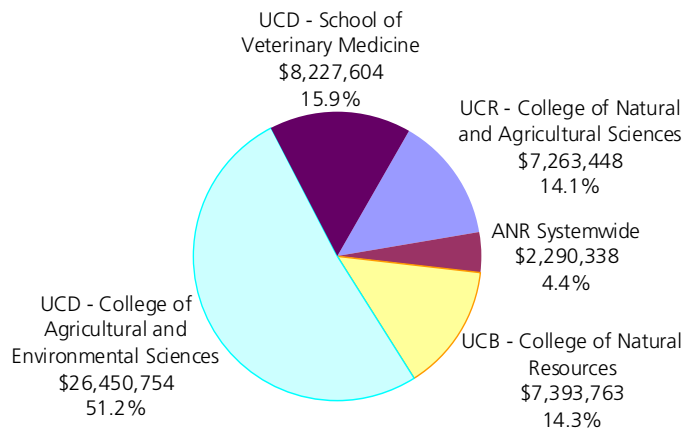
- AES scientists work to provide a safe, dependable, nutritious, diverse and affordable food supply.
- They develop programs to support the preservation and protection of the state's natural resources.
- They hold regular faculty appointments at Berkeley, Davis and Riverside.
- AES scientists collaborate with UC Cooperative Extension specialists and county-based advisors.

University of California Cooperative Extension (UCCE) provides a world-class system for delivering science-based information to the consumer.

- UCCE farm, 4-H and nutrition, family and consumer sciences advisors bring the University of California to all corners of the state by working and residing in local communities.
- Advisors work with youth, low-income families and consumers to educate tomorrow's leaders, teach nutrition, and finance management.
- Advisors and specialists work with farmers and industry representatives to solve problems related to many issues, including agricultural sustainability, air and water quality, food safety, pest management and natural resource conservation.

During 2007-08, the University received \$51,625,907 in outright gifts and philanthropic grants for agriculture and natural resources programs, \$31,781,672 of which was designated specifically for research. Private support also provided funding for instruction, student aid and fellowships, campus improvement, capital projects, youth development programs, and UCCE activities. Private support for ANR Systemwide includes \$222,413 in gifts from the California 4-H Foundation, which raised \$519,470 in 2007-08 for the benefit of California 4-H Youth Development programs.

### Total Giving to ANR: \$51,625,907



*Note: UC Davis totals include certain gifts and private grants made to the systemwide Division of Agriculture and Natural Resources.*

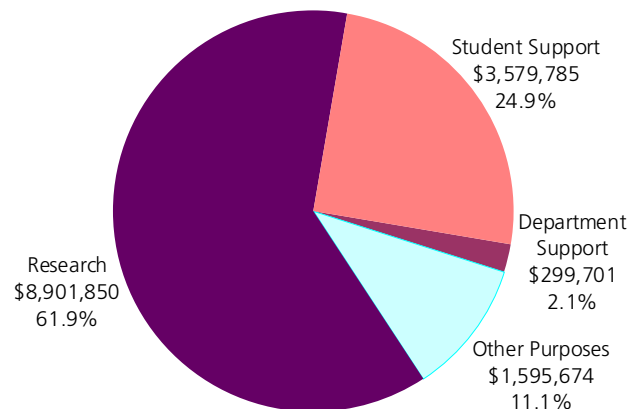
# PRIVATE SUPPORT

## 2007-08 Universitywide and Multi-Campus Programs

In addition to the ten campuses and the Division of Agriculture and Natural Resources profiled in this report, the University operates many universitywide and multi-campus research, outreach and public service programs. Among these are the following:

- **University of California Humanities Research Institute (UCHRI)**, a multi-campus research unit, serving all ten campuses in the UC system. Recognized nationally and internationally, the Institute promotes collaborative work representing different fields and institutions both within and beyond the University of California.
- **MESA (Mathematics, Engineering, Science Achievement)** program, which assists more than 20,000 educationally disadvantaged students each year at pre-college, community college and university levels to excel in math and science and ultimately to attain degrees in math-based fields.
- **COSMOS (California State Summer School for Math Sciences)**, a summer residency program for 9th through 12th grade students with exceptional aptitude in math and science.
- **Science and Math Initiative (SMI)**, which has the goal to produce 1,000 science and math teachers annually by 2010.
- **Puente Project**, which has helped tens of thousands of educationally under-served students to succeed in college through its innovative combination of accelerated writing instruction, academic counseling and mentoring by community professionals. In California, Puente is located in 59 community colleges and 34 high schools. Its goal is to prepare and enroll students in four-year institutions such as UC.
- **Education Abroad Program (EAP)**, which provides foreign study for over 4,500 students at more than 130 institutions in 32 countries. In many programs, UC students are fully integrated into the academic curriculum of the foreign host university, and UC students study alongside their native counterparts. Through its exchanges, partnerships and initiatives, EAP expands the scope of education at UC by giving students access to the vast new sources of knowledge available worldwide, to special pedagogical methods and field study opportunities, and to widely varying cultural, social, political and economic environments.
- **University of California Press**, the nonprofit publishing arm of UC, one of the nation's largest university publishers. It has earned worldwide recognition for its innovative titles and excellence in book design and production. Each year, it publishes 200 new clothbound books and more than 50 scholarly journals. Approximately one-third of its books are written by UC faculty.
- **UC-administered U.S. Department of Energy E. O. Lawrence Berkeley National Laboratory**. The Center for Science & Engineering Education (CSEE) carries out the Laboratory's education mission to train the next generation of scientists and engineers.


### Total Giving to Universitywide and Multi-Campus Programs: \$14,337,010



# THE CAMPUSES

2007-08





UC Berkeley completed a record-breaking fund-raising year, with \$307.6 million in outright gifts, pledge payments, and matching gifts reported – and all giving, including pledges, totaling \$409.3 million.

The successful fund-raising year paved the way for the launch of The Campaign for Berkeley, a landmark effort to raise \$3 billion and secure for future generations the campus's status as the nation's preeminent public teaching and research university. The goal is the most ambitious for any university, public or private, without a medical school, and nearly \$1.3 billion has been raised already in the campaign's "quiet" phase.

"The Campaign for Berkeley calls upon every member of the Cal family to stand together to renew and extend UC Berkeley's academic preeminence and global leadership," said Chancellor Robert J. Birgeneau. "Grand aspirations, rooted in a frontier past, built this university 140 years ago. Grand actions today will secure our legacy of access and excellence in the future."

Public service is a core legacy of UC Berkeley, and private support this year helped to fuel the campus's public mission on several fronts. One of the key gifts in this arena was a \$1 million gift from alumnus

Coleman Fung aimed at helping those students who are considered "independent" because they are orphans, foster youth, or otherwise lacking support from a parent.

The gift to the Cal Independent Scholars Network, which began as a grassroots effort by UC Berkeley staff, adds to a history of generous philanthropy by Fung, who committed \$15 million for the Department of Industrial Engineering and Operations Research. Fung earned his bachelor's degree in industrial engineering and operations research at UC Berkeley in 1987 before founding OpenLink Financial, Inc. In September 2008 he was named a co-chair of The Campaign for Berkeley.

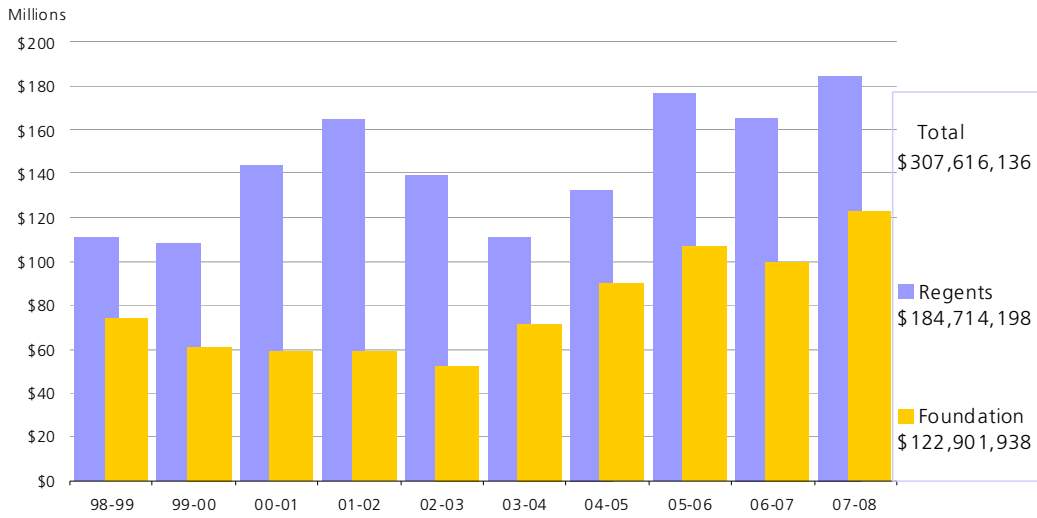
The year's record-breaking total also includes UC Berkeley's biggest gift ever – \$113 million from the Hewlett Foundation. The challenge grant announced last September ultimately would result in \$220 million in new endowments for 100 faculty chairs.

Other top gifts and pledges for the fiscal year included:

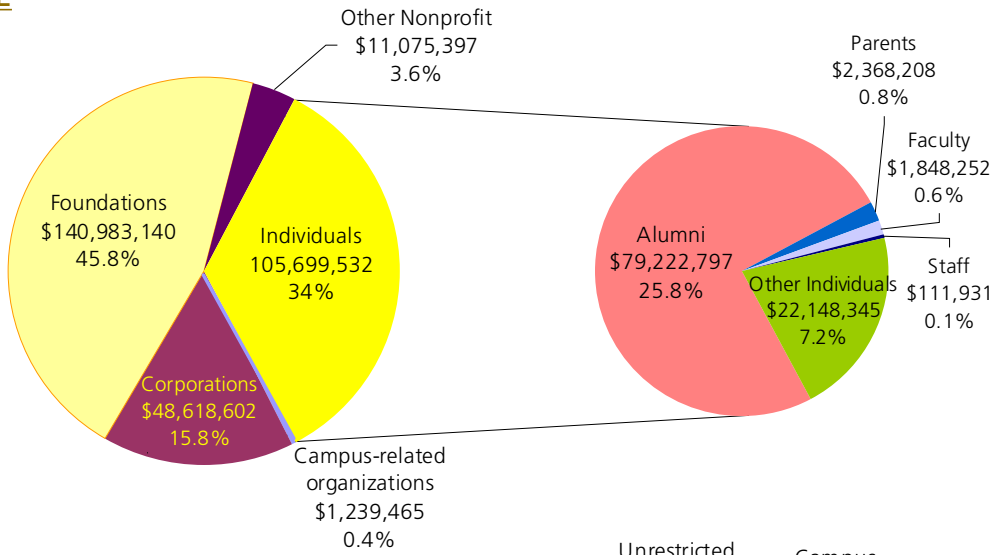
- \$17.9 million from the Gordon and Betty Moore Foundation for a wide range of programs, including the Biology Scholars Program Pre-Medical Pathway, Moorea Biocode Project, Cellular and Whole Animal Imaging in support of the Health Sciences Initiative, Berkeley Center for Cosmological Physics, Center for Integrated Genomics, Lawrence Hall of Science, School of Public Health, College of Environmental Design, the Edward E. Penhoet Distinguished Chair in Global Public Health and Infectious Diseases, and Berkeley Law.
- \$10.5 million from the Thomas and Stacey Siebel Foundation for the Siebel Stem Cell Institute, a new joint initiative of the Berkeley Stem Cell Center and the Stanford Stem Cell Biology and Regenerative Medicine Institute. In addition, \$1.5 million from the Siebel Foundation and an equal match from the Hewlett Foundation will establish the Thomas and Stacey Siebel Distinguished Chair in Stem Cell Research.

REPORTING CONVENTIONS	03-04	04-05	05-06	06-07	07-08	07-08 TOTALS
<b>CASH (CAE)</b>	<b>Pledge Payments</b> \$32,181,449	\$37,376,105	\$89,547,771	\$65,402,335	\$70,348,960	\$307,616,136
<b>ACCRUAL (REGENTS)</b>	<b>New Outright Gifts</b> \$150,219,447	\$185,297,483	\$194,164,930	\$200,034,342	\$237,267,176	\$409,275,948
	<b>New Pledges</b> \$23,969,033	\$133,002,605	\$153,419,542	\$67,842,279	\$172,008,772	

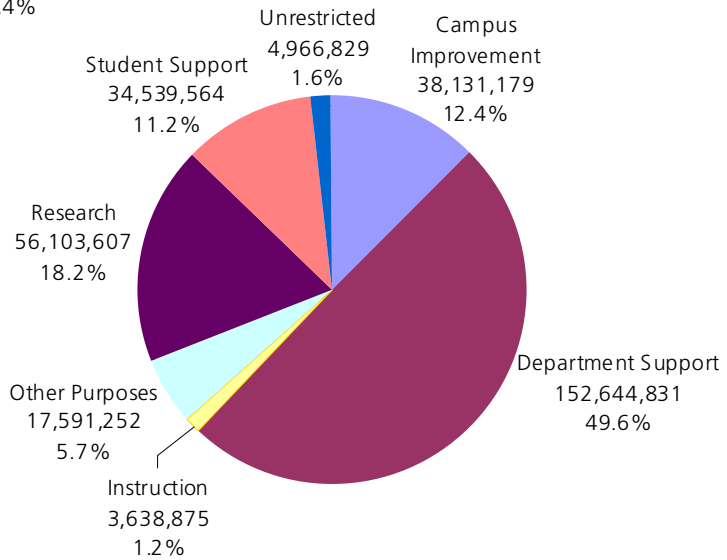
TOTAL GIVING (\$ MILLIONS)



GIFT SOURCE



GIFT PURPOSE





In the year preceding UC Davis' Centennial celebrations, more than 44,000 donors supported UC Davis with nearly \$100.4 million in gifts – a 5.2 percent jump compared to the previous fiscal year total of \$95.4 million. UC Davis has also raised an additional \$115.8 million in pledges, including \$87.4 million toward a \$100 million commitment from the Gordon and Betty Moore Foundation to found the planned Betty Irene Moore School of Nursing. The gift was inspired by UC Davis and the foundation's shared vision: highly skilled and well-prepared nurses will lead our national health-care system in assuring patient safety, improving quality of care and health outcomes, guiding policy decisions and discovering knowledge to advance health.

"We are grateful to each and every one of our donors who helps and believes in our mission at UC Davis," Vanderhoef said. "Their support and commitment provide new and better opportunities for our students and faculty as we look to address society's challenges of the next 100 years."

In addition to that foundation's philanthropic grant, 21 donors made gifts or pledges of approximately \$1 million or more, including:

- \$10 million of an expected \$12.5 million gift from the Louise Rossi Estate, benefiting the Department of Viticulture and Enology. The gift will support high priority research in many ways, including the purchase of equipment for the Robert Mondavi Institute for Wine and Food Science and the future establishment of endowed chairs in winemaking and grape growing. This gift will also augment the previously established Rossi Prize endowment, which supports viticulture and enology students.
- More than \$8 million from alumnus Maurice J. Gallagher Jr. and his wife, Marcia, of their \$10 million pledge toward the construction of the new three-story, 40,000-square-foot home for the Graduate School of Management. In addition, the gift established an endowment to provide for faculty and student support, and program expansion and development. This is the largest gift UC Davis has ever received from an alumnus.
- \$1 million from the Bernard Osher Foundation to endow the Osher Reentry Scholarship Program. Last year, the Osher Foundation gave the campus \$1 million to endow the Osher Lifelong Learning Institute at UC Davis.

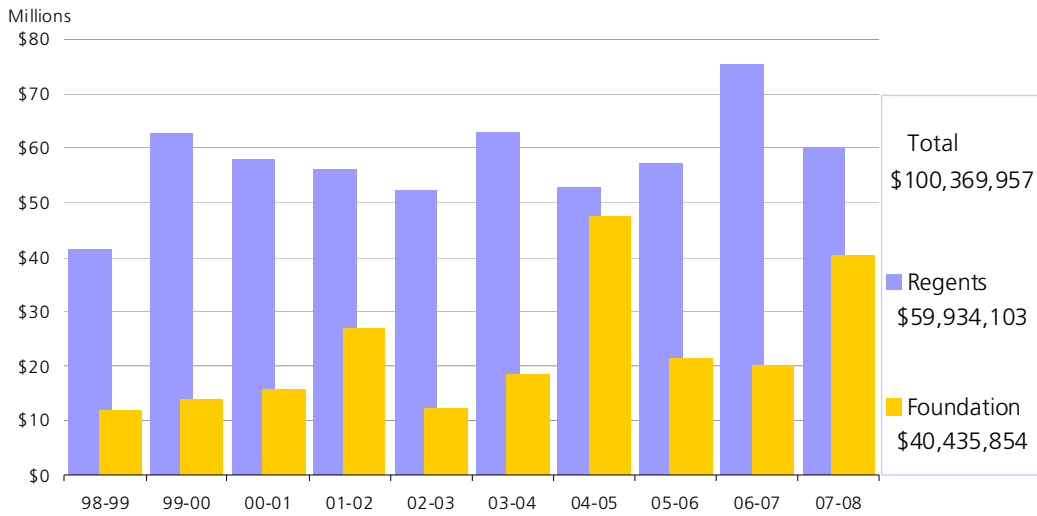
Of the philanthropic total, 35 percent was directed toward research, while department/faculty support and student support received a combined 30 percent. Campus improvement and other program support received the remaining 35 percent.

More than 16,000 donors supported the UC Davis Annual Fund in 2007-08, giving or pledging nearly \$1.8 million. The chancellor allocates these unrestricted gifts to areas of greatest need, including student and faculty support.

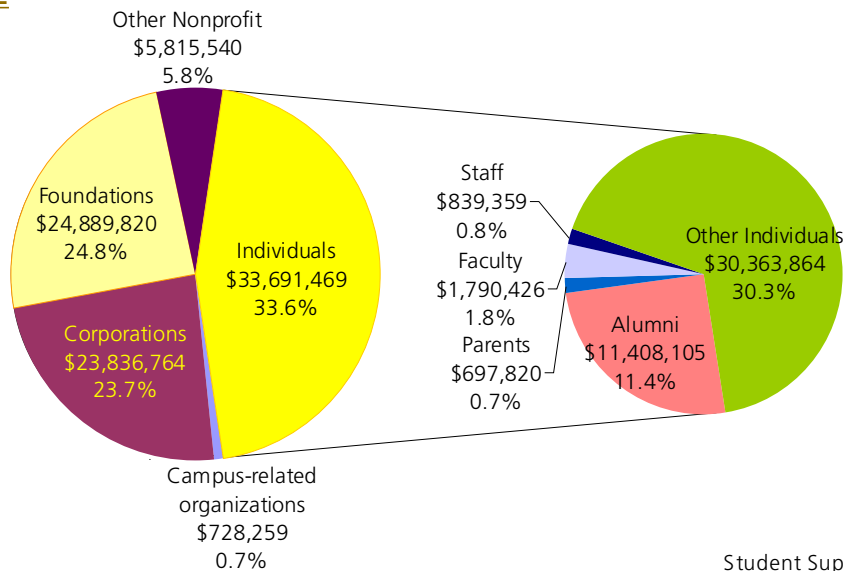
UC Davis celebrates its 100th anniversary in 2008-09, welcoming a "Centennial Class" of students and observing a century of teaching, research and public service that has helped to transform the world. Philanthropic support to UC Davis has been a part of many of these achievements. "We are honored and inspired by our donors, who have seen what UC Davis can accomplish through philanthropic support," said Beverly Sandeen, vice chancellor for University Relations, which includes University Development.

REPORTING CONVENTIONS	03-04	04-05	05-06	06-07	07-08	07-08 TOTALS
	<b>Pledge Payments</b>					
CASH (CAE)	\$20,940,648	\$36,609,413	\$12,335,613	\$13,055,373	\$40,674,657	\$100,369,957
	<b>New Outright Gifts</b>					
ACCURAL (REGENTS)	\$60,442,424	\$63,587,501	\$66,314,664	\$82,346,567	\$59,695,300	\$216,201,910
	<b>New Pledges</b>					
	\$11,695,047	\$15,374,907	\$15,043,541	\$17,728,062	\$156,506,610	

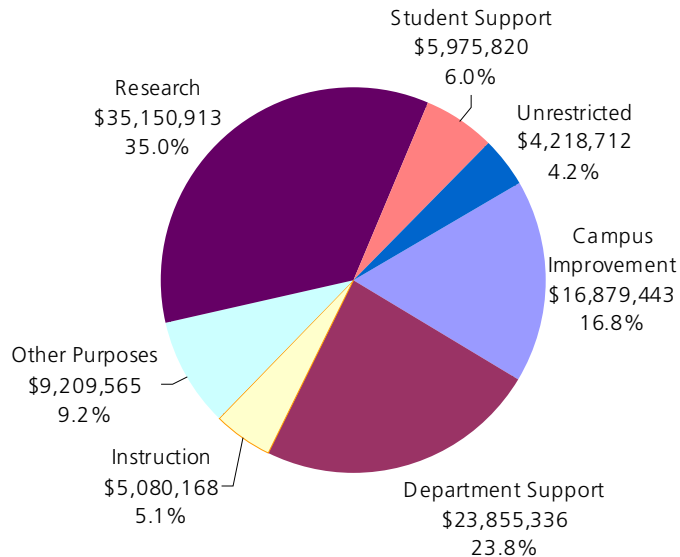
**TOTAL GIVING (\$ MILLIONS)**



**GIFT SOURCE**



**GIFT PURPOSE**



NOTE: UC Davis totals include certain gifts and private grants made to the systemwide Division of Agriculture and Natural Resources.



Private gifts, grants and pledges to UC Irvine have broken another record. Over the 2007-08 fiscal year, outright gifts, grants and pledge payments totaled \$92.5 million. All together, UCI raised \$130 million from 27,969 total gifts, including \$65 million in new pledges. The fiscal year fundraising total breaks UCI's record of \$120.1 million from the previous fiscal year. The gift total also is up 1,000 over last year.

This was a record-breaking year in gifts and pledge payments, which came to \$92.6 million. The previous high was \$84 million. Including pledges, the \$130 million combined total represents an 8.3-percent increase over last year. This amount breaks the single-year fundraising record not only for the campus, but also for any organization or institution in Orange County.

During the last six years, annual private gift and grant support to the university has increased nearly 265 percent; the number of gifts has increased by more than 64 percent; and the endowment has increased nearly 98 percent from \$126 million to more than \$250 million. "Our campus is shaping the future of issues that we all care deeply about," said Chancellor Michael V. Drake. "We are grateful to our supporters for their commitment to helping us meet today's challenges."

The new record is the result of increased community support for programs and achievements across a wide range of disciplines, including ongoing support from Granville Kirkup, CEO of Irvine-based Telmar Network Technology.

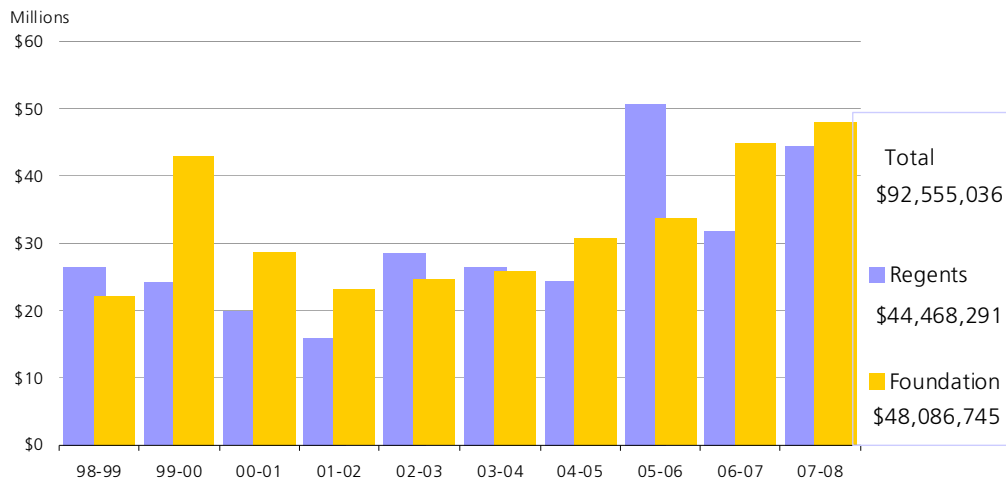
Kirkup attributes his entrepreneurial achievement to a disability that has pestered him since childhood: stuttering. "I never went on a job interview, because I knew that I couldn't handle the verbal questions," he recalls. "So by default, I have always owned my own business."

Kirkup talked fluently until age 7, when he developed a stutter. Speech therapy was mostly ineffective until 1992 when he visited UCI stuttering specialist Dr. Gerald Maguire. "He explained to me that stuttering may be caused by an excess of dopamine in the brain," Kirkup says. "After a couple of false starts, we found a medication that lessened my stuttering by about 60 percent – a real breakthrough." Gratiified, Kirkup made a significant donation to UCI in 1999 to assist Maguire's work, and in 2006, he and his wife donated another large gift to endow the Kirkup Chair in Psychiatry and Human Behavior for the Treatment of Stuttering. "Dr. Maguire's research has great promise for people who stutter," Kirkup says. "He has helped many people throughout the world."

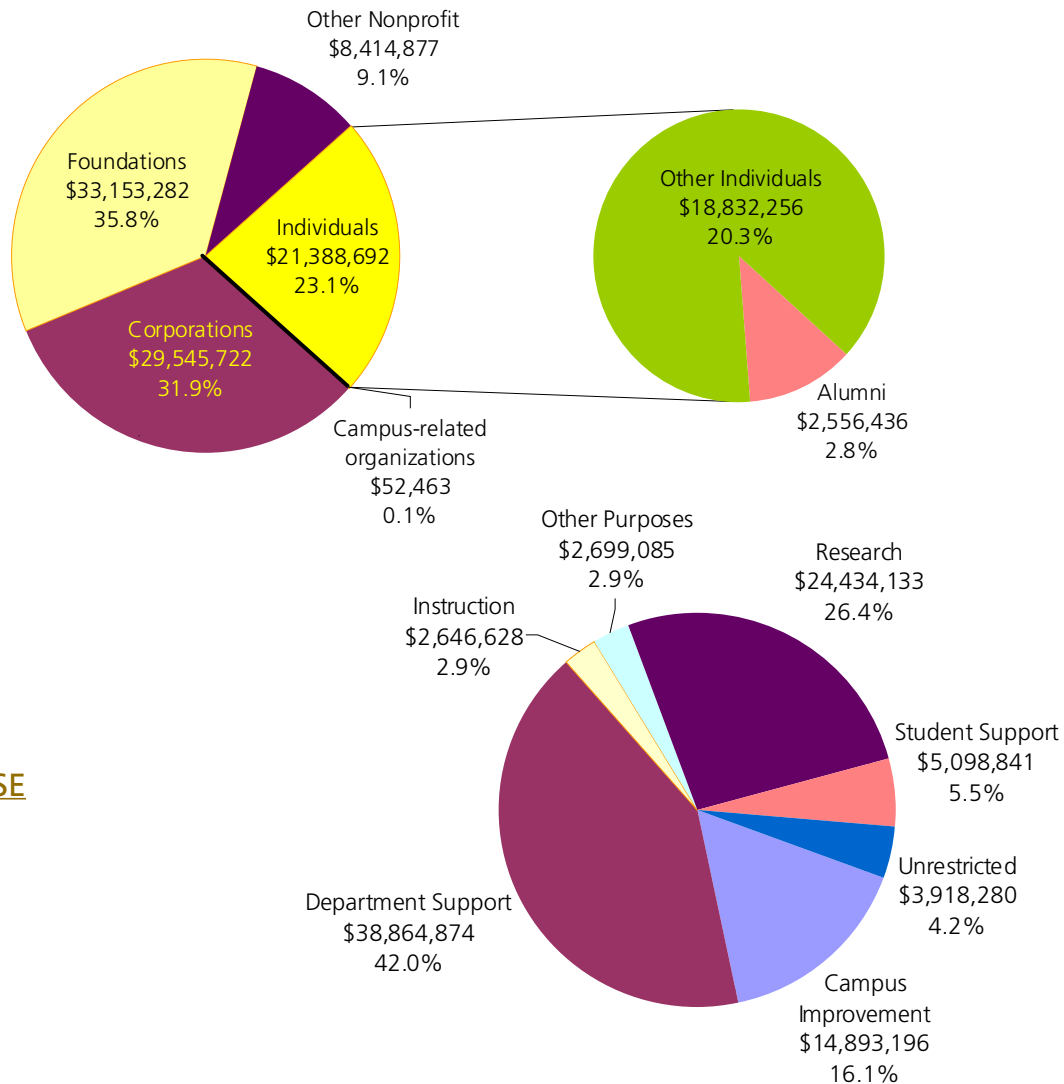
Private gift highlights in the last fiscal year include a UCI event fundraising record of \$1.8 million raised at "A Celebration of Stars – The 2007 Medal Awards" gala; \$7.98 million from the John D. and Catherine T. MacArthur Foundation to support the Digital Media and Learning project at the Humanities Research Institute; \$1.4 million from ExxonMobil Foundation (through the National Math and Science Initiative) to support the UCI California Teach Science and Math Initiative; \$20 million from the Donald Bren Foundation to establish the UC Irvine School of Law; \$1.5 million from William J. Gillespie to support the William J. Gillespie Endowed Fund for Ballet Studies; and \$10 million from Susan and William Gross to establish the Sue and Bill Gross Stem Cell Research Center at UCI.

REPORTING CONVENTIONS	03-04	04-05	05-06	06-07	07-08	07-08 TOTALS
<b>CASH (CAE)</b>	<b>Pledge Payments</b> \$19,633,772	\$16,025,068	\$11,721,031	\$18,119,150	\$27,580,621	\$92,555,036
<b>ACCRUAL (REGENTS)</b>	<b>New Outright Gifts</b> \$32,713,264	\$39,040,699	\$72,630,767	\$58,481,474	\$64,974,415	\$130,030,911
	<b>New Pledges</b> \$33,633,464	\$31,776,360	\$28,791,071	\$61,611,848	\$65,056,496	


**TOTAL GIVING (\$ MILLIONS)**



**GIFT SOURCE**



**GIFT PURPOSE**



UCLA received nearly \$457 million in outright gifts, grants and pledge payments during 2007-08. By the accrual reporting convention, including outright gifts and new pledges, the campus received \$481 million. This marks the ninth consecutive year in which UCLA's gift total has surpassed \$250 million.

UCLA's Initiative to Ensure Academic Excellence generated \$65 million during 2007-08, bringing the initiative's total to nearly \$307 million. Launched in June 2004, the initiative, which ends in 2009, was designed to help attract and retain top students and faculty, a campuswide priority. The initiative has a goal of raising \$150 million for scholarships and fellowships and \$100 million to endow 100 new faculty chairs.

Among the recent gifts helping achieve that goal was \$1 million from Ronald A. Katz and his wife, Madelyn, for the Mickey Katz Endowed Chair in Jewish Music. The chair is named for Katz's father, a Yiddish musician and performer who first achieved fame in the 1940s as a member of Spike Jones' City Slickers band. Funding from this gift can be used to support research, graduate and post-doctoral fellows and to preserve and expand the study of Jewish music at UCLA.

Katz, a UCLA Medical Center board member and noted philanthropist, also contributed \$1 million to launch Operation Mend. This one-of-a-kind partnership unites wounded soldiers from Brooke Army Medical Center in San Antonio with UCLA doctors to provide reconstructive plastic surgery to U.S. military personnel wounded during service in Iraq and Afghanistan. Through the Katz Family Foundation, Katz is funding all non-covered costs, including travel and housing, for soldiers and their families during treatment.

"Irrespective of your political position on the war, these are our soldiers," says Katz. "These are our countrymen, our neighbors. If they're injured, whether you approve of the war or don't, it's our responsibility to take care of them."

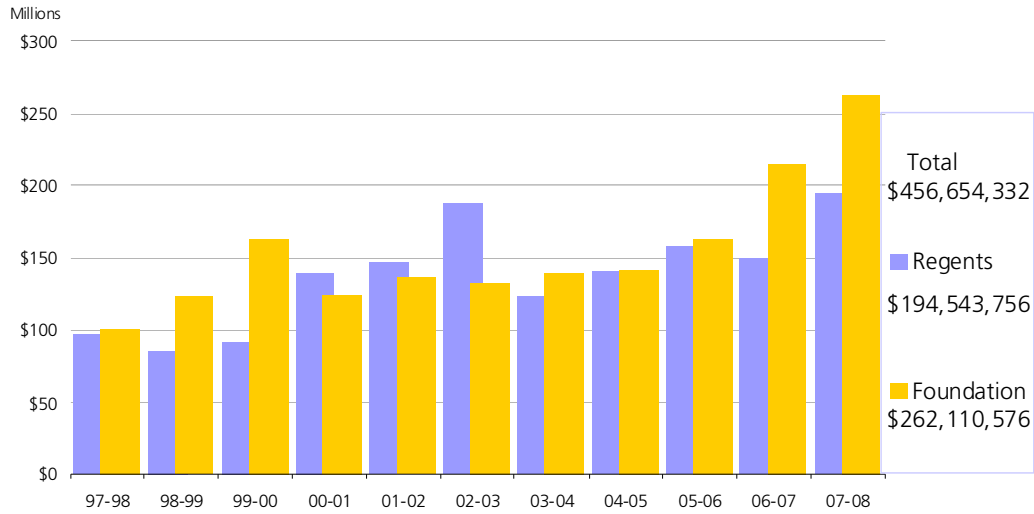
Additionally, UCLA received a \$30 million endowment gift made possible through the generosity of the renowned performer, producer and philanthropist Herb Alpert and his wife, Lani Hall Alpert, to create and name the UCLA Herb Alpert School of Music, a consortium of three departments. This gift from the Herb Alpert Foundation is the largest ever made to the arts in the University of California system and is the single largest individual gift to music higher education in the western United States.

Support for the UCLA School of Law included \$5 million from Dan A. Emmett and his family to establish a center on climate change and the environment. The Emmett gift, combined with a matching gift challenge, will provide \$10 million to establish a center dedicated to the study, research and teaching of knowledge related to climate change and the environment.

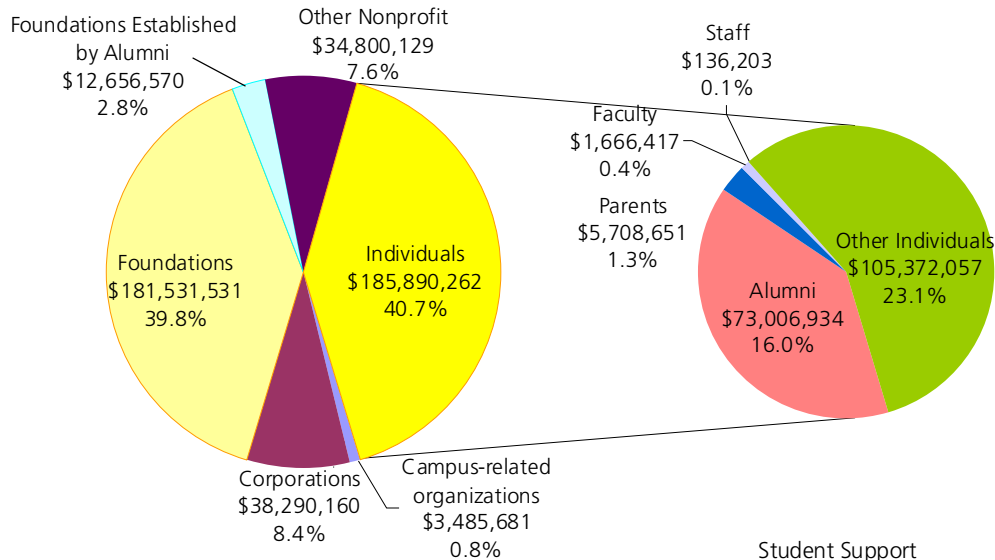
Private philanthropy continues to secure UCLA's position as a leader in American higher education by supporting pioneering research, providing student and faculty support, enhancing interdisciplinary programs, and enabling capital improvements.

REPORTING CONVENTIONS	03-04	04-05	05-06	06-07	07-08	07-08 TOTALS	
CASH (CAE)	Pledge Payments	\$88,857,502	\$62,786,642	\$95,832,719	\$113,949,674	\$149,900,103	\$456,654,332
	New Outright Gifts	\$176,291,085	\$218,765,830	\$223,747,833	\$250,830,064	\$306,754,229	
ACCRUAL (REGENTS)	New Pledges	\$104,732,419	\$68,692,807	\$86,771,922	\$122,294,965	\$174,336,434	\$481,090,663

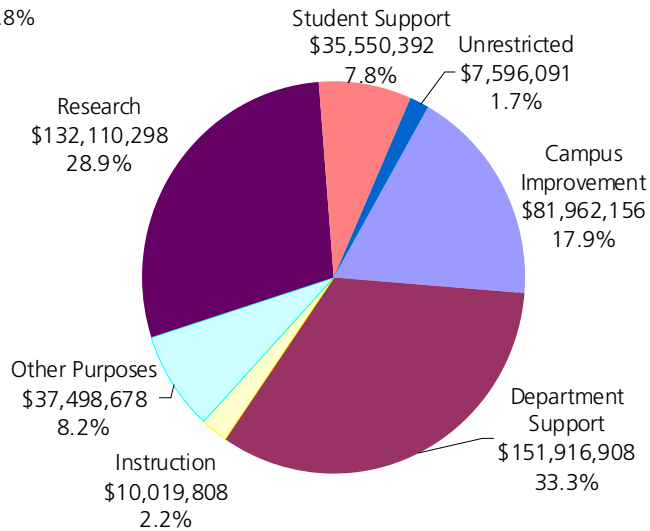
**TOTAL GIVING (\$ MILLIONS)**



**GIFT SOURCE**



**GIFT PURPOSE**





Despite a marked downturn in statewide economic fortunes, charitable gifts and private grants to UC Merced during the 2007-08 fiscal year increased by more than 70 percent, to nearly \$10.6 million. “In today’s challenging economic climate, we couldn’t be more pleased by the growing generosity of those who support UC Merced and want to contribute to its success,” said Chancellor Steve Kang. “These donations are helping UC Merced pursue its vital mission here in the Central Valley in many important ways.”

When Pacific Gas and Electric Co. representatives visited the UC Merced campus last year, they left behind a few important things – a sign on the Engineering Service Learning Laboratory, two natural-gas-powered cars and a million-dollar check – to begin a legacy at the newest campus in the UC system. Through its far-reaching gift, PG&E continues to invest in the promise of UC Merced by supporting the School of Engineering’s student recruitment and retention programs. The \$1 million donation will help expand the service-learning laboratory, which provides a home base for students working on cooperative engineering projects with community nonprofit groups such as the Merced County Office of Education, BloodSource, Merced SPCA and the California State Mining and Mineral Museum. The program enables undergraduates to earn academic credit by participating in multiyear, multidisciplinary teams that solve engineering and technology-based problems for the San Joaquin Valley’s leading nonprofits. Client organizations receive affordable engineering expertise enabling them to improve existing services, launch new programs and try innovative ideas. By supporting the program, PG&E is helping to create opportunities for students, prepare the future work force and give back to the region.

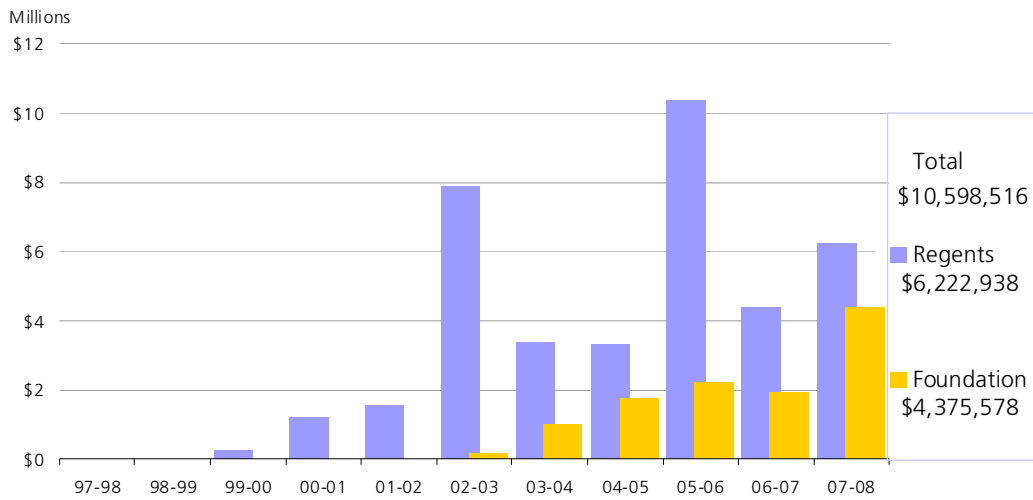
The California Community Foundation, a philanthropic organization based in Los Angeles, provided the university with the largest single gift - \$2 million for the Nonimaging Optics Laboratory, which conducts research and develops technologies in solar energy.

A sampling of other gifts includes:

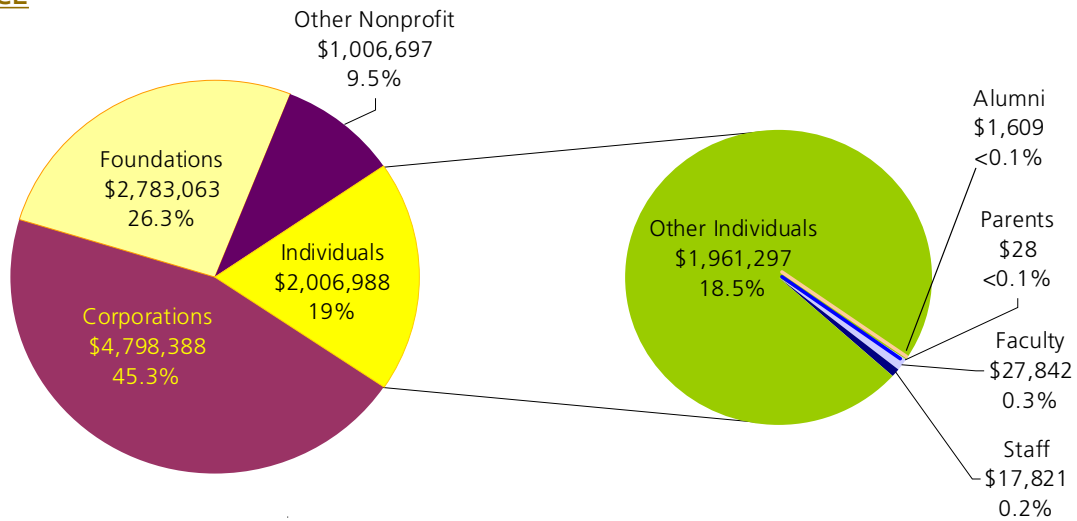
- \$500,000 from AT&T to establish an eHealth network in the region to improve health care access. The first telehealth centers are expected to begin service as early as fall 2008. The project provides a foundation for the proposed UC Merced School of Medicine in the long term by extending opportunities for medical education throughout the valley.
- \$75,000 from Wells Fargo to provide scholarships for Central Valley high school and community college transfer students.
- \$60,000 from the George and Judy Marcus Family Foundation to support the UC Merced symposium on academic organizational structure being planned for this fall.
- \$50,000 from the Bob and Marie Gallo Foundation to help launch the UC Merced music program and acquire a concert grand piano.
- \$50,000 from the Robert J. Glushko & Pamela Samuelson Foundation to support student participation in cognitive-science conferences, to underwrite student awards for research excellence and to fund a visitor program that will bring leading cognitive-science scholars to campus each semester.
- \$6,000 from the Jane and Marc Nathanson Family Foundation to underwrite the cost of applying for a broadcast licence from the Federal Communications Commission for the university’s first FM radio station.

REPORTING CONVENTIONS	03-04	04-05	05-06	06-07	07-08	07-08 TOTALS	
CASH (CAE)	Pledge Payments	\$2,471,606	\$2,784,846	\$3,482,224	\$3,191,931	\$4,407,215	\$10,598,516
	New Outright Gifts	\$1,902,342	\$2,316,485	\$9,117,731	\$3,158,577	\$6,191,301	
ACCRUAL (REGENTS)	New Pledges	\$2,708,100	\$2,786,750	\$5,560,042	\$5,321,979	\$1,405,330	\$7,596,631

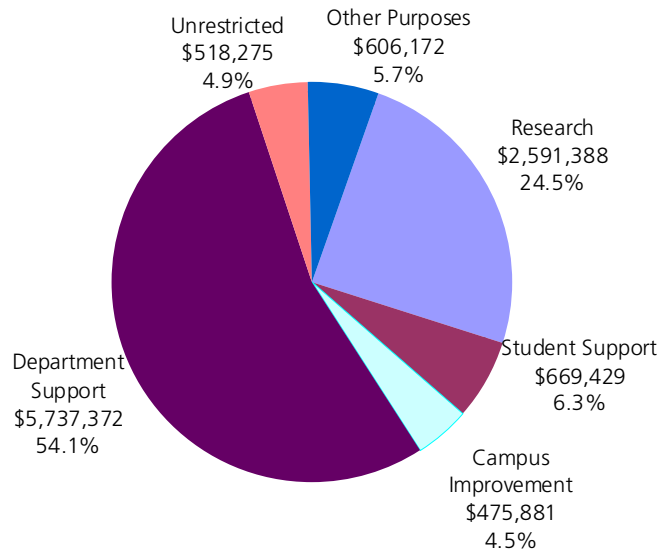
**TOTAL GIVING (\$ MILLIONS)**




**GIFT SOURCE**



**GIFT PURPOSE**





For thousands of students, teachers, seniors and others in the Inland Empire, UC Riverside provides opportunities every year to study and enjoy a wide range of the arts in one of the most unique outreach programs in the nation.

Thanks to \$1 million grant from the Maxwell H. Gluck Foundation, faculty and students in UCR's Gluck Fellows Program of the Arts conduct workshops and give performances on campus and at schools, nursing homes, senior centers and community centers. Between January and June of 2008, the Gluck Fellows Program made 365 presentations serving 16,261 individuals.

The 12-year-old program offers the Gluck Summer Camp for the Arts, Gluck Days of the Arts and other arts outreach projects.

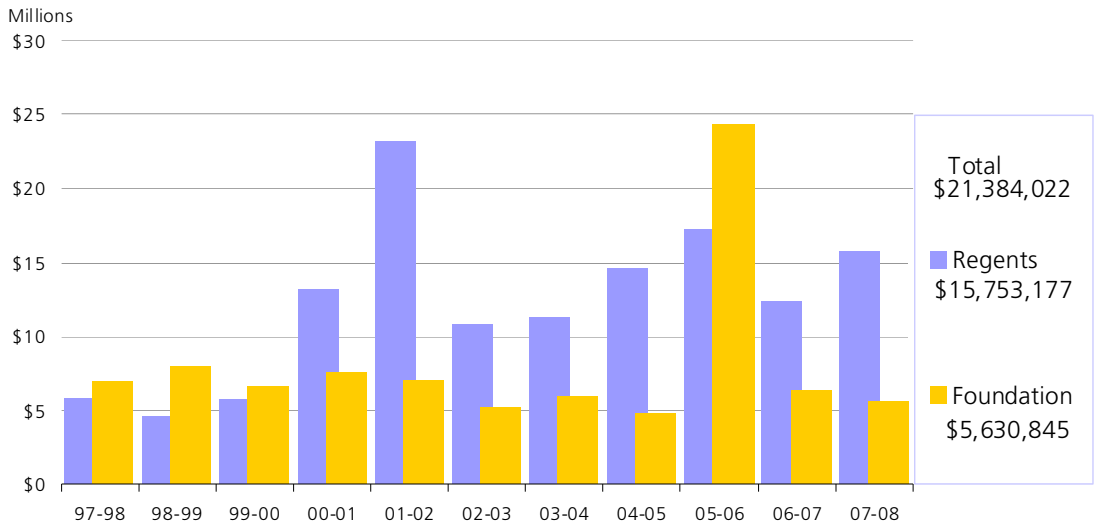
The Gluck program involves faculty and students from the departments of art, creative writing, dance, history of art, music and theatre, the UCR Sweeney Art Gallery, the UCR/California Museum of Photography, and the overarching ARTSblock, who extend their creative, performing and expository talents to the broader community.

Other gift highlights this year include:

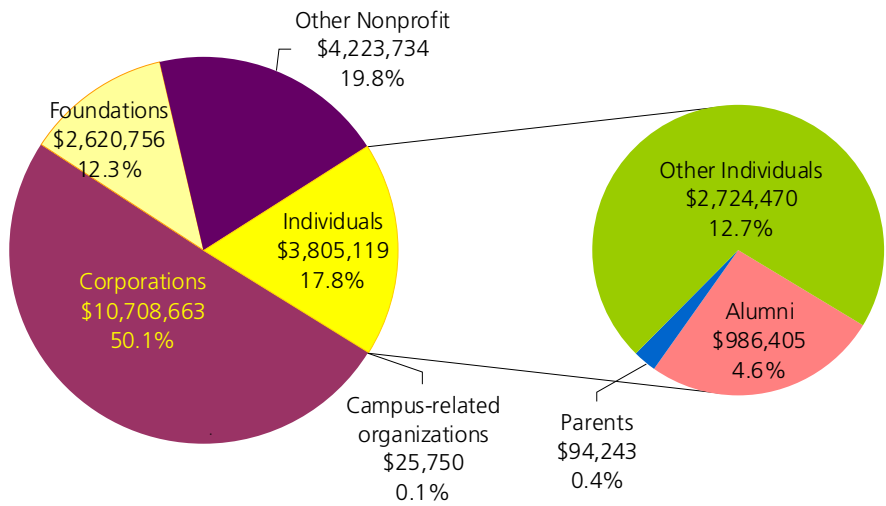
- The A. Gary Anderson Family Foundation reaffirmed its support of The A. Gary Anderson Graduate School of Management with a \$3.1 million gift to support an Endowed Chair in Finance as well as for scholarship funding. The foundation had given an endowment to the School of Management in 1994, after which the school was named after A. Gary Anderson, the founder of Director's Mortgage. With the gift, Dean David W. Stewart plans to add several new programs and build a unique identity for the school around the development and management of growth opportunities.
- One of UCR's most distinguished alumni, Arthur D. Riggs '61, who is widely known in the scientific community for breakthroughs that underpinned the development of several life-saving drugs, and his wife, Jane Merrill Riggs, are committed to environmental research and conservation. To ensure that teachers and researchers will continue to conduct research in undisturbed natural habitats, the Riggsses contributed \$250,000 to support facility upgrades and improve the technology infrastructure at the University of California natural reserves managed by the Riverside campus.
- The John Randolph Haynes & Dora Haynes Foundation supports study and research in political science, economics, public policy, history, social psychology and sociology. This year, their generous support of \$256,000 has benefited the history department and the Edward J. Blakely Center for Sustainable Suburban Development to provide research and analysis of issues facing the suburbs as they mature as a staple of American life.
- The California Endowment's gift of \$496,430 to increase physician diversity helps the newly approved UCR medical school achieve its goal of research, teaching and service programs to improve the health of Californians, with special attention to the needs of the diverse and growing Inland Southern California region. The California Endowment's mission is to expand access to affordable, quality health care for underserved individuals and communities, and to promote fundamental improvements in the health status of all Californians.

REPORTING CONVENTIONS	03-04	04-05	05-06	06-07	07-08	07-08 TOTALS
CASH (CAE)	Pledge Payments \$7,030,277	\$4,354,540	\$5,308,513	\$4,395,533	\$4,549,837	\$21,384,022
ACCRUAL (REGENTS)	New Outright Gifts \$10,193,209	\$15,128,207	\$36,228,923	\$14,279,063	\$16,834,185	\$21,989,526
	New Pledges \$1,269,777	\$4,920,004	\$3,892,402	\$7,533,403	\$5,155,341	

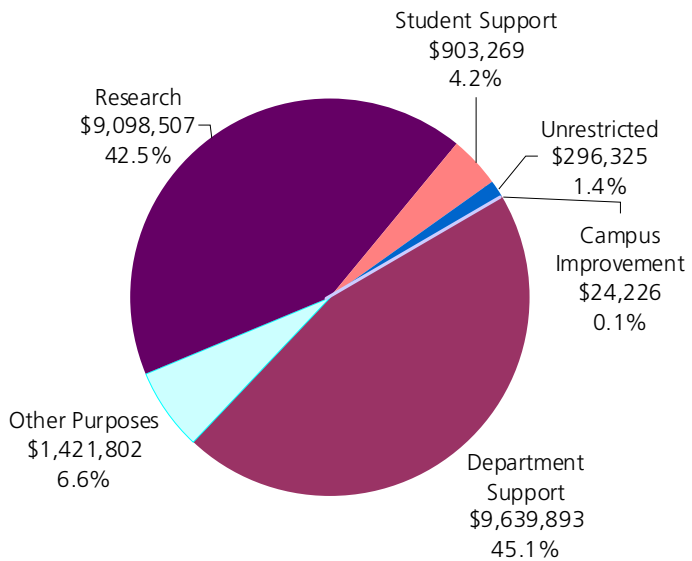
**TOTAL GIVING (\$ MILLIONS)**



**GIFT SOURCE**



**GIFT PURPOSE**





As UC San Diego continues to grow, private support plays an increasingly important role in continuing the university’s local impact, national influence and global reach. In fiscal year 2007-08, the campus received more than 41,000 gifts totaling \$121.8 million. That included private support to ensure that the health-care needs of San Diego’s underserved can be met through the UCSD Student-Run Free Clinic Project, a university/community partnership of volunteers led by students at the UC San Diego School of Medicine. “We were simply blown away after touring the UCSD Student-Run Free Clinic,” said Dixie Newman, former executive director of the WebMD Health Foundation, which provided a grant to fund student and physician fellowships at the clinic. “What impressed us the most is that, along with providing innovative, high quality health care, the program is educating new physicians about the importance of providing health care for the underserved.”

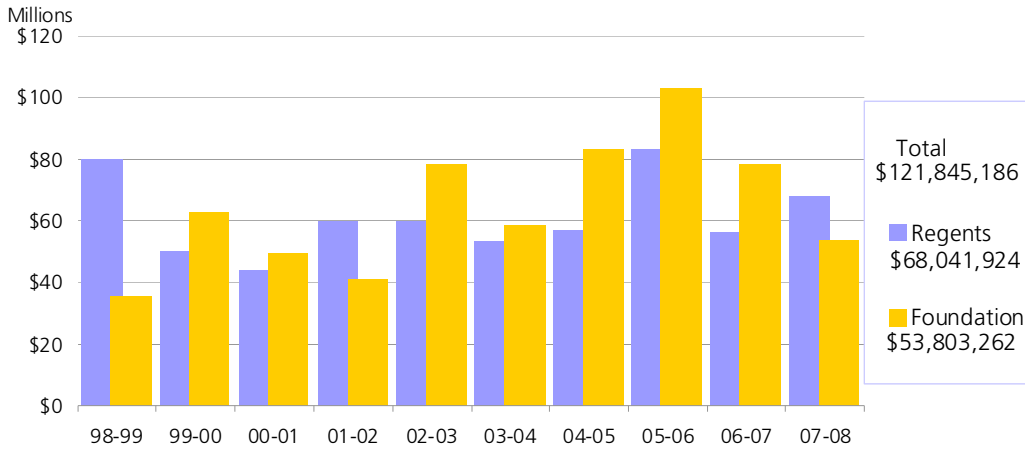
Philanthropist Conrad Prebys is helping UC San Diego share its music with the community. His new pledge of \$3 million (not included in the \$121.8 million above) will establish the Conrad Prebys Music Endowment to support the music department’s greatest needs, such as replacing musical instruments, maintaining cutting-edge equipment and funding graduate fellowships. This gift comes just one year after Prebys made a \$6 million pledge to help the university build a new music center with a world-class concert hall.

UC San Diego’s private giving milestones for FY 2007-08 include:

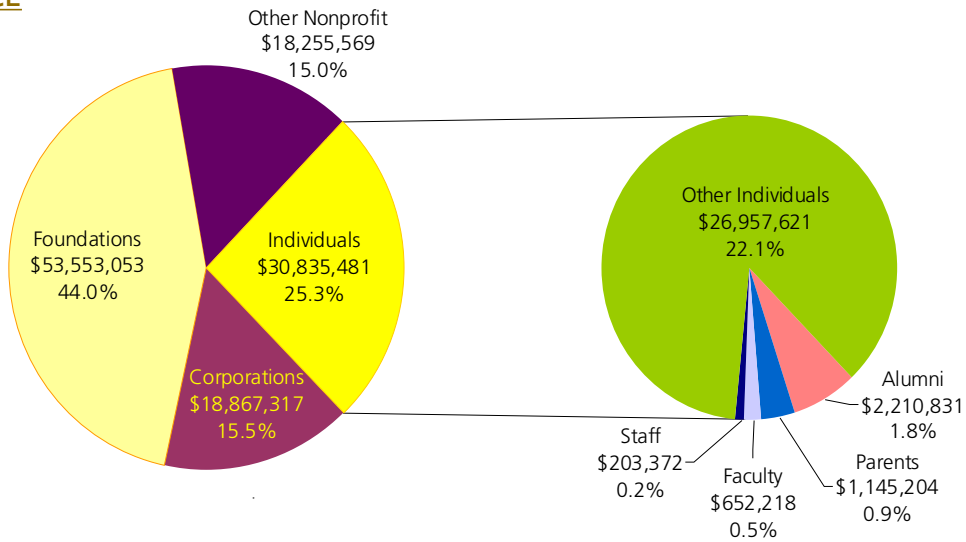
- More than \$5.8 million in grants from health organizations including the American Cancer Society, American Heart Association and Juvenile Diabetes Research Foundation.
- Nearly \$4 million in gifts recommended by Irwin and Joan Jacobs to the Pacific Leadership Fellows program at the Graduate School of International Relations and Pacific Studies and to the Jacobs School of Engineering.
- A \$3 million grant from the G. Harold & Leila Y. Mathers Foundation to launch the Center for Academic Research and Training in Anthropogeny to explore the origins of humanity.
- \$2.4 million from the late Robert Ledell to fund The Ledell Family Endowed Scholarship, which provides undergraduate scholarships for deserving UC San Diego students with majors in the physical sciences, biological sciences or engineering.
- A grant of nearly \$2 million from the Larry L. Hillblom Foundation for the newly created Division of Geriatrics at the UC San Diego School of Medicine.
- \$1.8 million given by various donors to help build the Sulpizio Family Cardiovascular Center, a 128,000-square-foot facility that will unify UC San Diego’s ambulatory, clinical and inpatient heart and stroke care in one convenient location.
- \$1 million from the Walton Family Foundation to establish the Martin Stein Endowed Chair in Developmental and Behavioral Pediatrics.
- A \$1 million endowment from the Bernard Osher Foundation to fund life-long learning for older adults through expanded outreach and lecture programs at UC San Diego Extension.
- \$1 million from the Wachovia Foundation to support the construction of Phase II of the Rady School of Management.

REPORTING CONVENTIONS	03-04	04-05	05-06	06-07	07-08	07-08 TOTALS
CASH (CAE)	\$22,576,808	\$32,319,305	\$27,225,597	\$25,489,370	\$25,183,237	\$121,845,186
ACCRUAL (REGENTS)	\$89,014,192	\$107,838,786	\$158,960,147	\$109,041,115	\$96,661,949	\$118,655,455
	\$42,949,751	\$39,497,126	\$1,698,846	\$20,575,996	\$21,993,506	

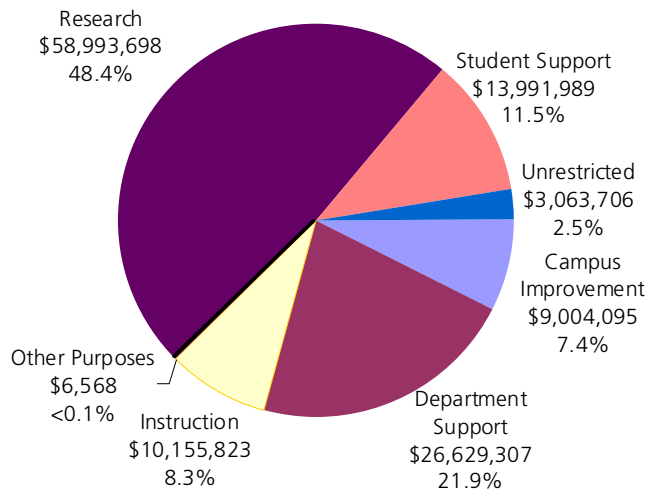
**TOTAL GIVING (\$ MILLIONS)**



**GIFT SOURCE**



**GIFT PURPOSE**





UC San Francisco set an all-time fundraising record this last year. More than \$366 million was contributed, topping the 2006-2007 total of \$252 million by more than \$100 million. Nearly 35,000 gifts were received.

A recent \$2.5 million pledge from Gordon and Betty Moore will endow a genetic counselor position in the Gastrointestinal Cancer Prevention Program in the Division of Gastroenterology. UCSF has the only program in the western United States to provide genetic counseling services focused on gastrointestinal cancer prevention.

One in 10 gastrointestinal cancers is familial, and those with a genetic mutation are at an elevated risk. But many physicians are unaware of this relationship, and the standard prevention measures – such as having a colonoscopy once a decade starting at age 50 – may be inadequate. Knowing about one’s cancer risk may make the difference. “It was something that was important and seemed very difficult to fund as well,” says Gordon Moore, co-founder of Intel Corp. “So it was just something that we wanted to do.”

Genetic counselors work with patients who have cancer or a family history of cancer to compile the patient’s family medical history. The counselor conducts additional genetic “detective work,” such as requesting medical records, tumor or other biological samples and death certificates of relatives who have had cancer. The samples, which may include cells from the inside of the cheek, blood, hair, skin, amniotic fluid or other tissue, undergo genetic testing to reveal mutations in chromosomes, DNA or proteins, improving the results of the investigation.

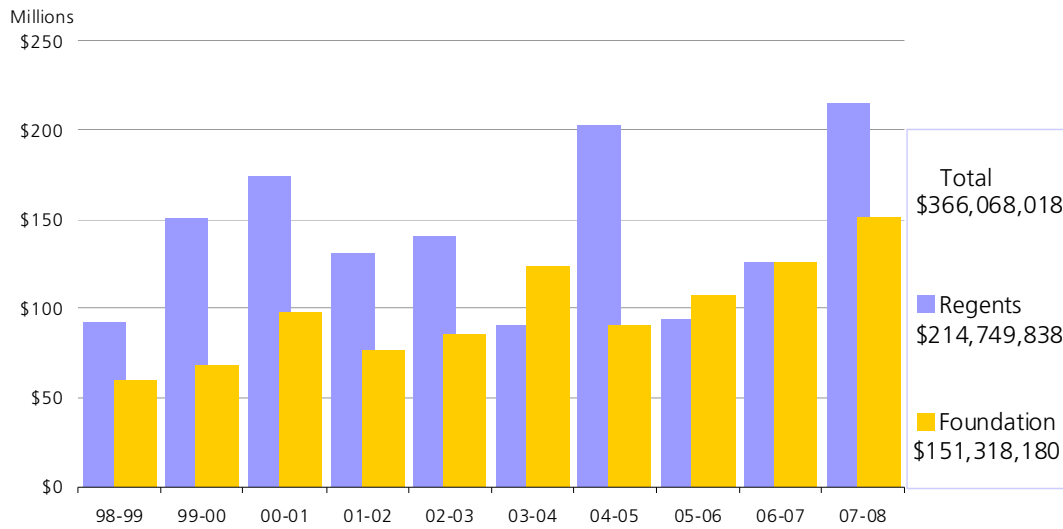
Those who test positive work with their genetic counselor to develop a tailored plan for prevention and early detection of cancer. “This service is really life-saving,” says Jonathan Terdiman, associate professor of clinical medicine and director of the GCPP. “The Moores’ gift will directly translate into saving more lives in high-risk families. It will also allow us to educate more families and physicians about measuring elevated risk for cancer, and how to mitigate it.”

The year brought an outpouring of generosity by the university’s supportive community in the Bay Area and beyond, resulting in new facilities, intensification of research and clinical efforts, and support for the remarkable students in the Schools of Dentistry, Medicine, Nursing, Pharmacy and the Graduate School. Growth is evident across UCSF campuses:

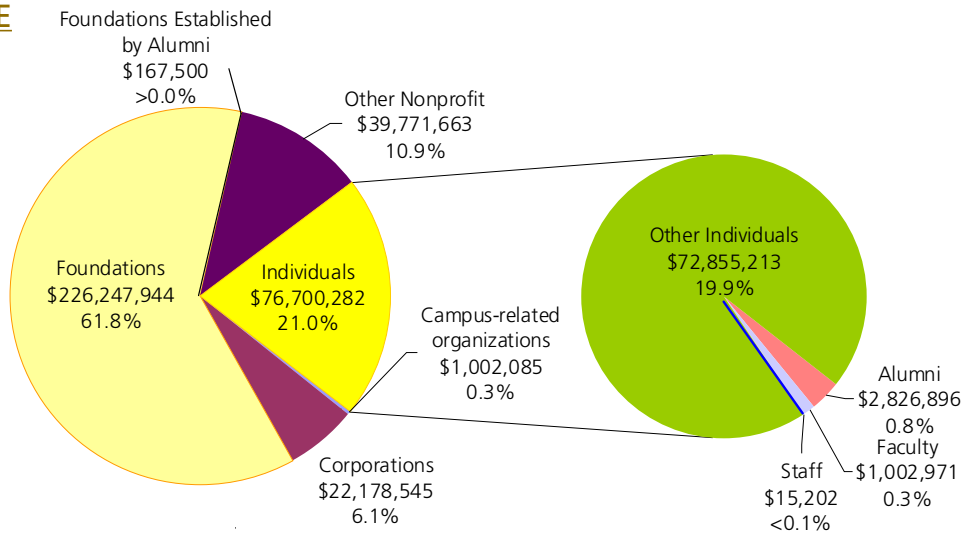
- On the Parnassus campus, construction is about to begin on the UCSF Institute for Regeneration Medicine building, funded by private philanthropy and a grant from the California Institute for Regenerative Medicine.
- On UCSF’s burgeoning Mission Bay campus, the Helen Diller Family Cancer Research Building is nearly finished; ground has been broken for the Cardiovascular Research Building, planning for a new Institute for Neurodegenerative Diseases facility continues; and architectural plans have been drawn for the new UCSF Medical Center, which will serve children, women and cancer patients.
- On the Mount Zion campus, ground has recently been broken for a new 5-story facility for the Osher Center for Integrative Medicine.

REPORTING CONVENTIONS	03-04	04-05	05-06	06-07	07-08	07-08 TOTALS
<b>CASH (CAE)</b>	Pledge Payments \$64,755,711	\$48,212,621	\$49,832,502	\$49,402,376	\$72,909,478	\$366,068,018
<b>ACCRUAL (REGENTS)</b>	New Outright Gifts \$152,891,169	\$244,719,760	\$151,373,861	\$202,542,965	\$293,158,540	\$441,071,888
	New Pledges \$100,811,917	\$41,644,719	\$40,944,353	\$66,317,006	\$147,913,348	

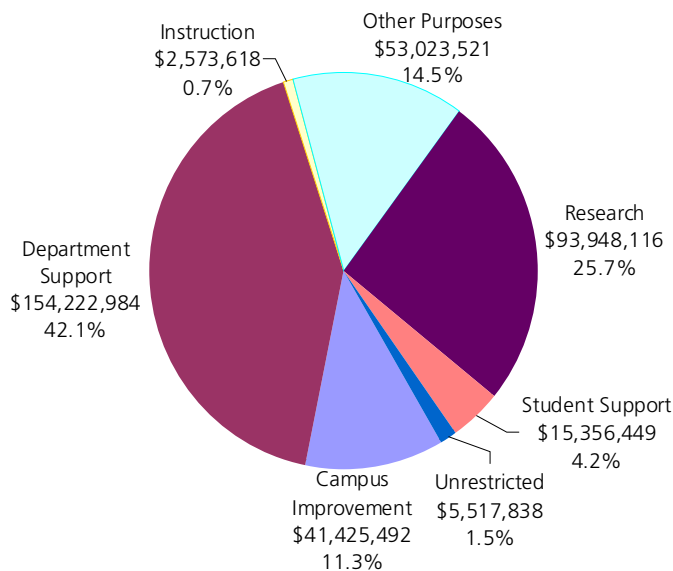
TOTAL GIVING (\$ MILLIONS)



GIFT SOURCE



GIFT PURPOSE





Alumni and friends of UC Santa Barbara have demonstrated their strong commitment to the future excellence of the campus by contributing a record \$90.2 million in philanthropic gifts to The Campaign for UC Santa Barbara during 2007-08.

In terms of private giving, the fiscal year that ended June 30 was the campus's most successful ever, exceeding the fund-raising achievement of the previous year by more than \$38 million. With this extraordinary show of support, the campus has surpassed the campaign's \$500 million mark.

"I am grateful for the resounding generosity of UC Santa Barbara's devoted alumni and friends and for the tireless efforts of our UC Santa Barbara Foundation trustees and of all our colleagues in helping to achieve our campaign goal," said UC Santa Barbara Chancellor Henry T. Yang. "The overwhelming spirit of unity that the campaign has engendered reflects the forging of a shared vision and an enduring partnership among the entire UC Santa Barbara family. Our collaborative efforts will ensure UC Santa Barbara a permanent place among the world's most distinguished institutions of higher learning."

Since the campaign began in 2000, UC Santa Barbara's endowment – now estimated at \$191 million – has grown by \$116 million. During this period, fifty-four new endowed chairs have been established and 128 new graduate fellowships have been created.

During 2007-08, funding for scholarly research increased by more than \$17 million to a record \$31.3 million. Student support was up by more than \$2 million, to a total of \$6.2 million.

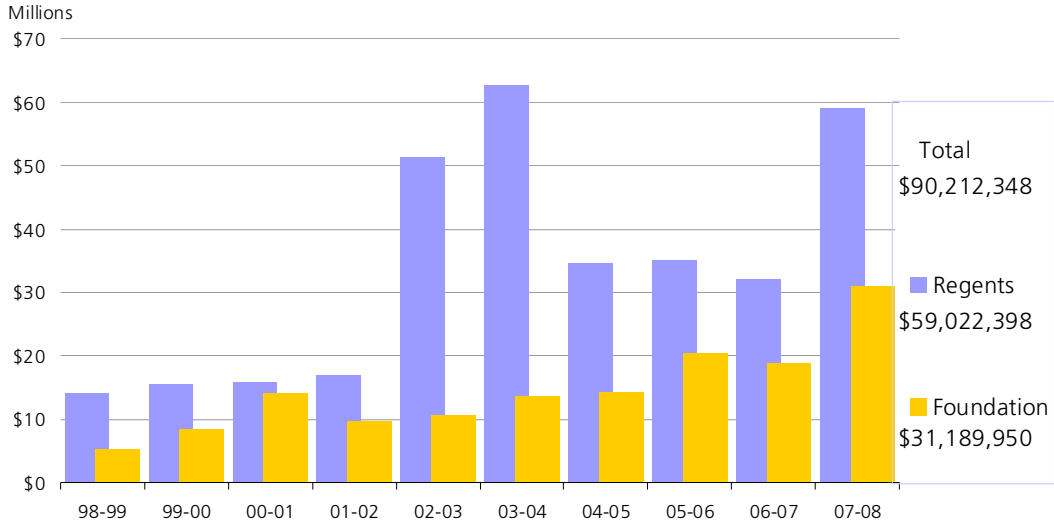
Five new endowed chairs were established last year with gifts totaling \$6.5 million. They are the Ruth Garland Chair for the Director of the Center for Stem Cell Biology and Engineering; the Anton Vonk Chair in International Security Studies in political science; and three professorships created by UC Santa Barbara faculty members and their wives: the Guenter and June Ahlers Chair in Experimental Physics; the Walter and Thelma Mead Chair in Economics; and the Fred and Linda Wudl Chair in Materials Science.

The campus's progress toward the campaign goal was boosted by some exceptionally generous donations:

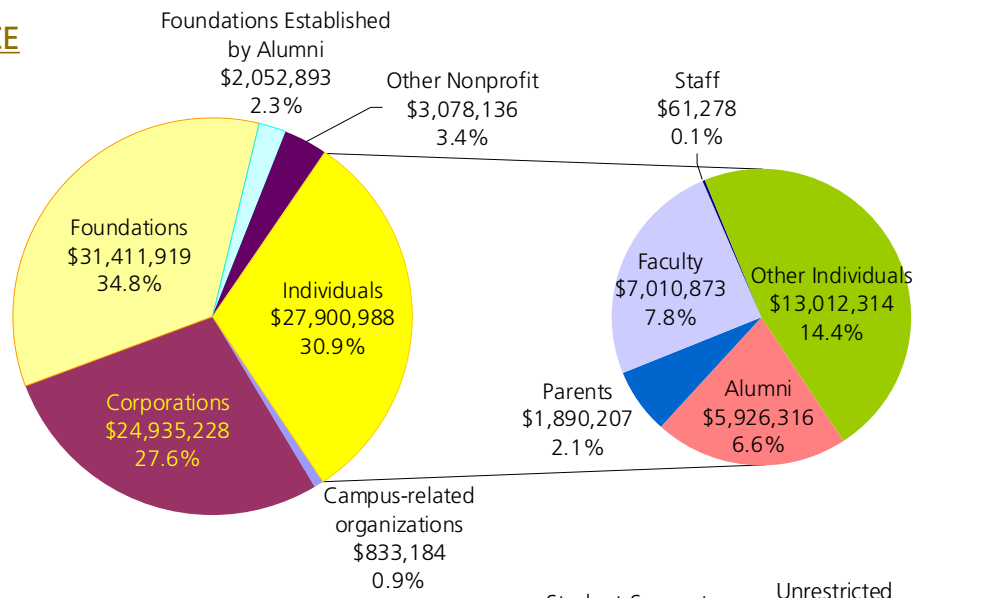
- UC Santa Barbara parents Michael Kambitsch and his wife, Susan Lord, owners of Pacific Aerial Surveys Inc., donated a singular collection of aerial photography to the Map and Imagery Laboratory in Davidson Library for public and global academic use. Valued at more than \$14 million, the Citipix Collection provides a historic snapshot of the urban history of the United States at the turn of the 21st century.
- Corporate and foundation support for the campus amounted to more than \$58 million. The largest foundation award was from the John D. and Catherine T. MacArthur Foundation, which selected UC Santa Barbara to lead a new \$10 million national program on the law and neuroscience. The project is the first systematic effort to bridge the two fields in considering how the courts should deal with new brain-scanning techniques as they apply to matters of law.
- Larry L. Hillblom Foundation donated \$2 million for research in Alzheimer's disease.
- The W. M. Keck Foundation gave \$1.75 million for pioneering research to understand the motion of proteins, the molecular machines that enable life.

REPORTING CONVENTIONS	03-04	04-05	05-06	06-07	07-08	07-08 TOTALS
<b>CASH (CAE)</b>	<b>\$14,028,177</b>	<b>\$15,754,047</b>	<b>\$19,563,219</b>	<b>\$20,989,756</b>	<b>\$23,465,849</b>	<b>\$90,212,348</b>
<b>ACCRUAL (RE GENTS)</b>	<b>\$62,186,963</b>	<b>\$33,231,352</b>	<b>\$36,003,009</b>	<b>\$30,269,586</b>	<b>\$66,746,499</b>	<b>\$81,456,812</b>
	<b>\$17,978,137</b>	<b>\$33,257,621</b>	<b>\$15,447,609</b>	<b>\$40,556,734</b>	<b>\$14,710,313</b>	

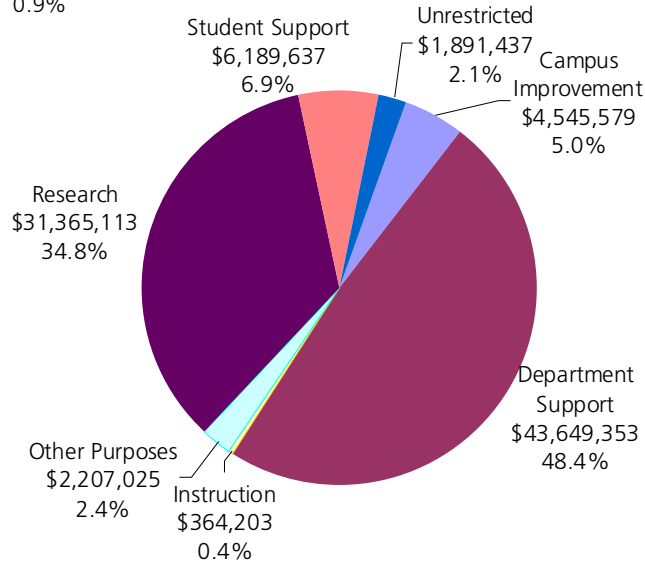
TOTAL GIVING (\$ MILLIONS)



GIFT SOURCE



GIFT PURPOSE





Private donors gave \$31.6 million to UC Santa Cruz during the 2007–08 academic year, a 23 percent increase over the previous year. These funds were given in support of a wide range of campus activities, including UCSC’s innovative health sciences major, the expansion of McHenry Library and scholarships that open the door to promising students in need of financial assistance. “We are enormously grateful to our many donors for supporting our academic initiatives and service to our community,” said UC Santa Cruz Chancellor George R. Blumenthal. “Every gift enhances our ability to educate students who, side by side with our faculty, are seeking solutions to the challenges facing the world.”

One such challenge is the lack of health care available in many of California’s communities. At UCSC, health science students pursuing careers in medicine or biomedical research are encouraged to use their education to help in the provision of health care for those who need it most. UCSC’s undergraduate major in health sciences requires that students become proficient in Spanish and participate in a community-oriented internship program.

To further encourage UCSC’s medical school-bound alumni to provide health care to California’s underserved populations, two local health-care organizations – Sutter Maternity & Surgery Center and the Central Coast Alliance for Health – sponsored the Primary Care Physician Award. Providing students with \$10,000 scholarships, the award supports graduates of the health sciences program who plan to focus on primary-care medicine and intend to practice medicine on the Central Coast after completing medical school. “The shortage of primary-care physicians is a growing national problem that is exacerbated in areas such as the Central Coast by low Medicare reimbursement rates,” according to Larry deGhetaldi (B.A. biology

and chemistry, UCSC’s Merrill College ’76), CEO of Sutter Santa Cruz.

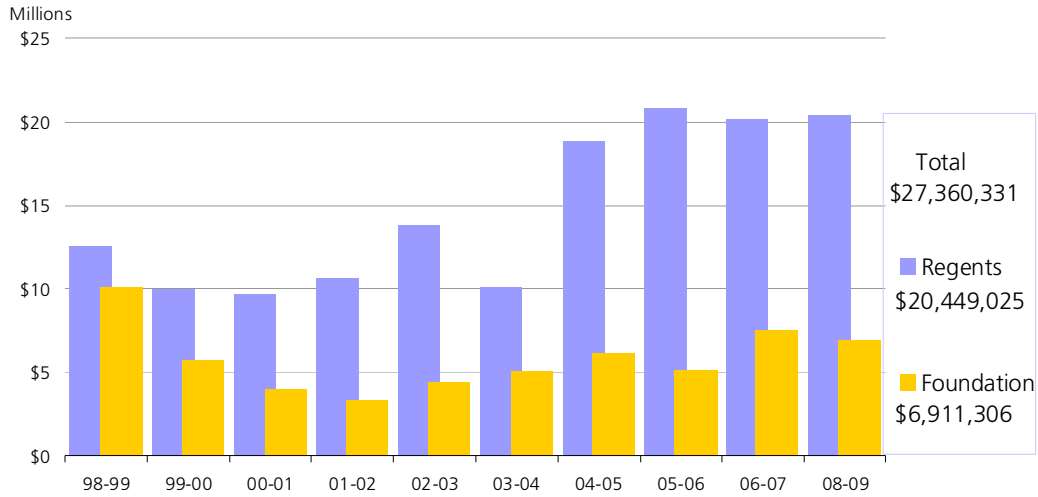
Each year, about 100 UCSC graduates apply to medical schools, nationwide. UCSC medical students are enrolled at each of the eight California medical schools, as well as out-of-state medical schools, including Harvard, Yale and Johns Hopkins. UCSC’s new health sciences major and Primary Care Physician Award will help to close the health-care gap for all Californians.

UCSC friends, alumni and parents helped support a range of important campus programs:

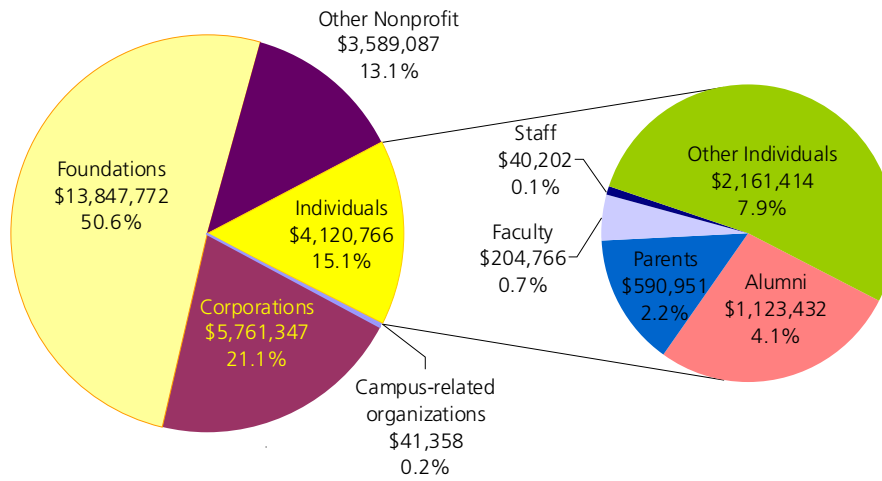
- UCSC donors supporting the UCSC library provided \$4.8 million toward the library’s renovation and doubled the size of the library’s special collections with a gift from music icons the Grateful Dead.
- UCSC donors also established endowed funds in honor of faculty members J. Casey Moore and the late Stanley Flatté.
- And donors endowed the Page and Eloise Smith Scholastic Society Fund, which provides scholarships and other support to former foster youth and other undergraduate students without families of their own.
- Annual Giving programs at UCSC raised \$2.37 million, including \$560,000 from alumni and \$447,000 from parents.

REPORTING CONVENTIONS	03-04	04-05	05-06	06-07	07-08	07-08 TOTALS	
CASH (CAE)	Pledge Payments	\$1,776,951	\$5,830,877	\$12,430,471	\$11,496,419	\$10,564,880	\$27,360,331
	New Outright Gifts	\$13,320,995	\$19,224,367	\$13,620,234	\$16,186,503	\$16,795,451	
ACCRUAL (REGENTS)	New Pledges	\$18,933,640	\$16,157,888	\$8,009,458	\$9,408,236	\$14,782,647	\$31,578,098

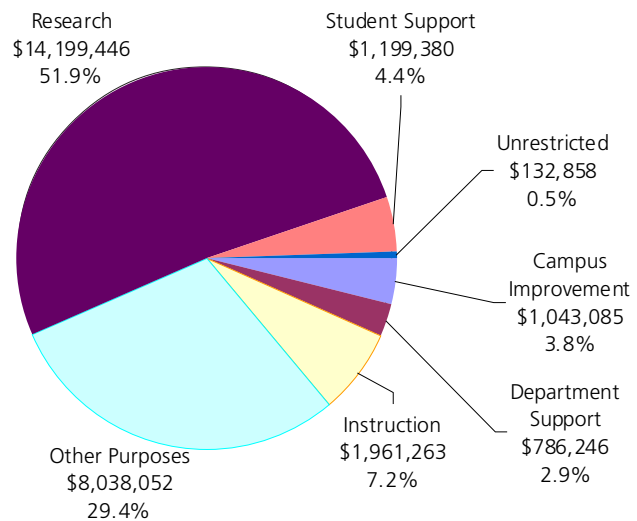
**TOTAL GIVING (\$ MILLIONS)**



**GIFT SOURCE**



**GIFT PURPOSE**





# PRIVATE SUPPORT

Campus Foundation Leadership

---



# PRIVATE SUPPORT

## Campus Foundation Leadership

---

### BERKELEY

University of California, Berkeley Foundation

Website: <https://foundation.berkeley.edu/>

#### Executive Officers

Chair: William F. Ausfahl '61, Moraga

Vice Chair: Katherine S. Lau '88, Los Altos

Chair Audit Committee: Georgia Lee '76, San Francisco

Chair, Finance & Administration Committee:

Arnold N. Silverman '60, M.S. 61, Menlo Park

Vice Chair, Finance & Administration Committee:

Robert J. Lalanne '78, San Francisco

Chair Investment Committee: D. Clayton Bentley II '75, Lafayette

Vice Chair Investment Committee: John S. Lewis '68, San Mateo

Chair Governance Committee: Richard V. Sandler '70,

Santa Monica

Vice Chair Governance Committee: Colleen C. McAndrews '67,

Santa Monica

Chair Programs Committee: Judy C. Webb '60, Greenbrae

Vice Chair Programs Committee: Kathleen O. Green '74, Berkeley

Immediate Past Chair: Robert G. O'Donnell '65, MBA '66,

Atherton

#### Administrative Officers

President: F. Scott Bidy, Vice Chancellor–University Relations

Executive Vice President: Irene Kim, Assistant Vice Chancellor–  
Strategic Planning

Vice President: David Blinder, Associate Vice Chancellor–  
University Relations

Associate Vice President: Kevin Crilly, Director–Planned Giving

Interim Corporate Secretary: MiHi Ahn, Assistant Director,  
Development Planning–University Relations

Associate Secretary: Emily Yeast, Administrative Analyst,  
Development Planning–University Relations

Interim Treasurer: Loraine Binion, Executive Director–  
Financial Services

Assistant Treasurer: Sylvia A. Worthington, Senior Security Analyst

Assistant Treasurer: Lina Wang, Associate Director of Accounting

### DAVIS

UC Davis Foundation

Website: [http://giving.ucdavis.edu/uc\\_davis\\_foundation.html](http://giving.ucdavis.edu/uc_davis_foundation.html)

#### Executive Officers

Chair: Pam Fair '80, San Diego

Vice Chair: Kevin Bacon '72, Austin, TX

Chair–Audit Committee: Bret Hewitt '76, '83, Arlington, VA

Chair–Development Committee: Rudy Kadlub '71, '72,

Lake Oswego, OR

Chair–Finance & Investment Committee: Mike Child '76, Atherton

Chair–Nominating Committee: Mike Chapman '58, Sacramento

Chancellor: Larry N. Vanderhoef, *ex officio*

President: Beverly “Babs” Sandeen, Vice Chancellor–University  
Relations

Treasurer: Isabella Corbin, Executive Director of Administrative  
Services

Secretary: Cheryl Brown-Lohs , Associate Vice Chancellor of  
University Development

### IRVINE

University of California, Irvine Foundation

Website: [www.foundation.uci.edu](http://www.foundation.uci.edu)

#### Officers

Chair: James V. Mazzo, Laguna Beach

Chair–Campaign Committee: Douglas K. Freeman, Corona del Mar

Chair–Investment & Finance: Rick E. Keller, CFP, Villa Park

Chair–Strategic Planning Committee: Hazem Hikmat Chehabi, M.D.,  
Laguna Beach

Chair–Advocacy Committee: Bruce Edward Cahill, Laguna Beach

Chair–Alumni Committee: Martha A. Newkirk '72, '76, Ph.D. '81  
Laguna Beach

Chair–Athletics Committee: Jack Norberg, Corona del Mar

Chair–Audit Committee: The Honorable Joseph L. Dunn,  
Santa Ana

Chair–Health Affairs Committee: Thomas T. Tierney, Coto de Caza

Chair–Marketing Communications Committee: Paul Merage,  
Newport Beach

Chair–Nomination & Board Development: Ted Smith,  
Laguna Beach

Chair–Stewardship Committee: Kris K. Elftmann, Newport Beach

General Counsel: Gary J. Singer, Esq. '74, Newport Beach

President: Thomas J. Mitchell, Vice Chancellor–University  
Advancement

Chief Financial Officer: Lynn A. Rahn, Assistant Vice Chancellor  
Resource Planning and Administration

Secretary: Christopher M. Johnston, Interim Associate Vice  
Chancellor–University Advancement

# PRIVATE SUPPORT

## Campus Foundation Leadership

### LOS ANGELES

#### The UCLA Foundation

Website: [www.UCLAFoundation.org](http://www.UCLAFoundation.org)

#### Officers and Committee Chairs

Chair: James T. McCarthy, San Diego  
Immediate Past Chair: Herbert G. Kawahara '51, Rolling Hills Estates  
Chair-Elect: Betsy Wood Knapp, Los Angeles  
Executive Vice President: Rhea Turteltaub, Vice Chancellor–  
External Affairs  
Vice President–Development: Rhea Turteltaub, Vice Chancellor–  
External Affairs  
Vice President–Finance/Treasurer: Neal D. Axelrod '77, Assistant  
Vice Chancellor–Finance & Information Management  
Executive Director/Secretary: Peter A. Hayashida '88, Assistant Vice  
Chancellor–Advancement Services  
Chair–Audit Committee: Maurice Salter '69, Ed.D. '77, Los Angeles  
Chair–Executive Committee: James T. McCarthy, San Diego  
Chair–Finance Committee: Sandra Kass Gilman, '72, J.D. '75,  
Los Angeles  
Chair–Investment Committee: Steven L. Klosterman '74, Encinitas  
Chair–Nominations Committee: Betsy Wood Knapp, Los Angeles  
Chair–Philanthropy Committee: Betsy Wood Knapp, Los Angeles

### MERCED

#### University of California, Merced Foundation

Website: <http://ur.ucmerced.edu/>

#### Executive Officers

Chair: JoAnn Bertges, San Francisco  
Vice Chair: Tom Hawker, Merced  
Secretary: Sue Foster, Livingston  
Treasurer: Richard Elkus, Santa Clara  
Corporate President: Steve Kang, Chancellor  
Corporate Vice President/Executive Director: John Garamendi, Jr.,  
Vice Chancellor–University Relations

### RIVERSIDE

#### UC Riverside Foundation

Website: [www.foundation.ucr.edu](http://www.foundation.ucr.edu)

#### Executive Officers

Chair: Nicholas H. Goldware '70, Riverside  
Vice Chair: Open  
Treasurer Robert J. Sepe, Irvine  
Immediate Past Chair: Barbara L. Robinson, Riverside  
President: Daniel G. Aldrich, III, Interim Vice Chancellor–  
University Advancement  
Executive Director: Georgia Elliott, Interim Associate Vice  
Chancellor Development  
Secretary: Judith Lehr, Executive Director Director–Donor  
Research & Relations and Gift Administration  
Associate Treasurer: Elizabeth Wottring-Gonzales, Executive  
Director–University Advancement Finance & Administration

### SAN DIEGO

#### U. C. San Diego Foundation

Website: <http://ucsdfoundation.ucsd.edu/>

#### Executive Officers

Chair: Pauline Foster, San Diego  
Vice Chair: John Cambon '74, San Diego  
Vice Chair: Julia Brown San Diego  
Treasurer: Brian Walsh '89, San Diego  
Chair–Executive Committee: Pauline Foster, San Diego  
Chair–Audit Committee: Rudy Rehm, San Diego  
Chair–Investment/Finance Committee: Robert Marren '86,  
San Diego  
Chair–Development Committee: Carol Chang, San Diego  
Chair–Stewardship Committee: Mel Katz, San Diego  
Chair–Nominating Committee: Judith Morgan, San Diego  
Chair–Student Foundation Committee: Sheldon Engelhorn '72,  
San Diego

#### Operating Officers

Chancellor: Marye Anne Fox  
President: Debra Neuman Vice Chancellor–External Relations  
Interim Vice President: Juli Larsen, Associate Vice Chancellor–  
External Relations  
Assistant Treasurer: Steven W. Relyea, Vice Chancellor–Business  
Affairs  
Chief Financial Officer: Marlene Shaver, Assistant Vice Chancellor–  
IT & Financial Systems for External Relations  
Corporate Secretary: Carrie Banks Spillane, Board Operations  
Manager

# PRIVATE SUPPORT

## Campus Foundation Leadership

---

### SAN FRANCISCO

University of California, San Francisco Foundation

Website: [www.ucsf.edu/foundation/](http://www.ucsf.edu/foundation/)

Chair: Richard M. Rosenberg, San Francisco  
Vice Chair: Ronald C. Conway, San Francisco  
President: J. Michael Bishop, MD, Chancellor  
Executive Vice President: Bruce W. Spaulding, Senior Vice  
Chancellor–University Advancement & Planning  
Vice President and Secretary: Michael D. Irwin, Interim Associate  
Vice Chancellor–University Development & Alumni Affairs  
Treasurer: Eric Vermillion, Associate Vice Chancellor - Finance  
Secretary: Michael D. Irwin, Interim Associate Vice Chancellor–  
University Development & Alumni Affairs

### SANTA BARBARA

UC Santa Barbara Foundation

website: [www.ia.ucsb.edu/ucsb-foundation](http://www.ia.ucsb.edu/ucsb-foundation)

#### Foundation Officers

Chair: Fredric E. Steck '67, Santa Ynez  
Past Chair & Nominations Chair: Stephen E. Cooper '68, Truckee  
Vice Chair–Investments/Treasurer: Bruce G. Wilcox '77,  
New York, NY  
Vice Chair–Development: Daniel P. Burnham, Santa Barbara  
Vice Chair–Donor Relations: Mark J. Schwartz '84, Santa Barbara  
Secretary: Susan Worster '70, Los Altos Hills  
Executive Director: Gary A. Greinke, Associate Vice Chancellor  
Chief Financial Officer: Eric J. Sonquist, Director of Finance &  
Administration

### SANTA CRUZ

U. C. Santa Cruz Foundation

Website: [www.ucsc.edu/administration/ur/foundation/](http://www.ucsc.edu/administration/ur/foundation/)

#### Executive Officers

President: Gordon M. Ringold '72, Mountain View  
Vice President Board Affairs: Gary D. Novack '73, San Rafael  
Vice President Academic Affairs: Richard F. Moss '85, Los Angeles  
Vice President Regional Affairs: Kristen Tibbitts '91, Santa Cruz  
Parliamentarian: Timothy J. Morgan '70, Santa Cruz  
Chair, Executive Committee: Gordon M. Ringold '72,  
Mountain View  
Chair, Finance Committee: Loren A. Steck '73, Carmel  
Chair, Trustee Membership Committee: Gary D. Novack '73,  
San Rafael  
Chair, Audit Committee: Susan W. Hammer, Mountain View

#### Administrative Officers

Executive Secretary: Donna M. Murphy, Vice Chancellor–University  
Relations  
Treasurer: Thomas M. Vani, Vice Chancellor–Business &  
Administrative Services  
Assistant Treasurer: William L. Jump, Director–Advancement  
Services  
Foundation Director: Ann E. McCrow, University Relations

# PRIVATE SUPPORT

---

# PRIVATE SUPPORT

## Glossary

---

### **Gift data**

The gift data included in the Annual Report on the University Private Support Program are compiled using the Council for Aid to Education/cash convention for gift reporting (i.e., includes outright gifts, pledge payments, and private grants payments, not contracts). This is the reporting convention used for comparisons with other educational institutions.

### **Regents**

The Board of Regents of the University of California is the corporate body entrusted by the California State Constitution, Article IX, section 9, with the University's organization and administration.

### **Campus foundations**

Campus foundations, serving each of the ten University of California campuses, are independently incorporated as nonprofit, public-benefit corporations. They serve as the primary fundraising arm for their respective campuses. The strength of the foundations rests with the direction provided by their community-based volunteer trustees. Each foundation is staffed by University personnel.

## **SOURCES OF GIFTS**

This category identifies the original source of gifts and grants to The Regents and the campus foundations.

### **INDIVIDUALS**

#### **Alumni**

Alumni are defined as former undergraduate or graduate students, full- or part-time, who have earned some credit toward a degree offered by a particular campus of the University of California.

#### **Faculty**

#### **Staff**

#### **Parents**

#### **Individuals (non-alumni)**

All individual donors who are not faculty, staff, alumni or alumni are covered by this classification, including parents, faculty, staff, and trustees.

## **ORGANIZATIONS**

### **Campus-related organizations**

This classification covers student groups, alumni associations, and University support groups, but not campus foundations. A gift to a campus foundation is reported in the classification appropriate to the original donor when the gift was received by the campus foundation.

### **Corporations**

This classification covers both for-profit entities and non-profit entities that are funded by for-profit entities.

For-profit entities are defined as corporations, businesses, partnerships, and cooperatives that have been organized for profit-making purposes, including corporations owned by individuals and families, incorporated professional individuals, and other closely held companies.

Examples of non-profit entities that are funded by for-profit entities include: industry or trade associations; professional, union, or lobbying organizations; and non-profit organizations funded by one or more companies or individuals operating for profit, including corporate foundations.

### **Foundations**

This classification covers private tax-exempt entities established and operated exclusively for charitable purposes; non-profit foundations or charitable trusts, including funds or endowments designated by the Internal Revenue Service as grant-making foundations; community foundations; family foundations; or charitable trusts. This classification excludes corporate foundations, campus foundations and quasi-government entities, such as the National Endowment for the Humanities. To capture additional data, a category has been added for *foundations established by alumni*.

### **Other sources**

This classification covers all non-profit organizations other than those described above, including fundraising consortia, religious organizations, and higher educational associations or institutions.

## **PURPOSES OF GIFTS**

This category identifies the intended use of private support as designated by the donor or grantor.

### **Research**

This classification applies to private support that is restricted to scientific, technical and humanistic investigation, including salaries and other support of research projects. Funds for research may also be included in the "campus improvement" classification (capital projects to support research) and in the "departmental support" classification (endowed chairs).

### **Student support**

This classification includes support that is restricted to non-repayable financial aid to undergraduate and graduate students, including undergraduate scholarships, graduate fellowships, awards, prizes, and private support for work-study students, as well as gift funds to support loans to be repaid by undergraduate and graduate students.

### **Instruction**

This classification is restricted to support for seminars, conferences, lecture programs, and faculty recognition awards, including salaries, honoraria and employee benefits.

### **Campus improvement**

This classification covers support for capital projects and for ongoing operation of the physical plant, including grounds and buildings, facilities, and equipment. It includes gifts and private grants of real and personal property, including equipment and works of art for use by the University. It also covers gifts and private grants that are restricted by the donor or grantor to purchase buildings, other facilities, equipment, and land for use by the University; to construct or carry out major renovation of buildings and other facilities; and to retire indebtedness. In addition, the classification applies to gifts of library materials and monetary support that is restricted to acquire, restore, and preserve books, periodicals, manuscripts, maps, and related materials; to acquire audiovisual and other equipment; and to support other activities of campus libraries.

### **Departmental support**

This classification covers gifts that are restricted by the donor to a particular academic division, department or entity. It also covers gifts that are restricted by the donor to a particular academic division, department or unit, and further restricted by the donor to a particular purpose for which no other purpose category is listed, including endowed chairs, but excluding support for instruction and student financial support, which are reported in the related classifications.

### **Other purposes**

This classification covers support of non-instructional services beneficial to individuals and groups external to the University (e.g., exhibits, museums, patient care, public service, and similar facilities and programs); and gifts restricted by the donor for endowment, which maintains the principal in perpetuity, but otherwise unrestricted by the donor as to use of the endowment income. It also includes support for intercollegiate athletics. Note that gifts to support athletic scholarships are reported in “student support” and gifts for athletic capital projects are reported in “campus improvement”.

### **Unrestricted**

This classification includes gifts made by the donor for current use without restriction, regardless of any subsequent administrative designation or purpose.

### **TYPE OF ASSETS**

This category identifies the form (type of asset) comprising the support received this year by the University and the campus foundation.

#### **Cash**

This classification covers currency, coins, checks, money orders, credit cards transactions, and bank drafts.

#### **Securities**

This classification includes stocks, bonds, and related instruments, such as promissory (mortgage) notes and insurance policies, if maintained rather than surrendered for cash.

#### **Real property**

This classification applies to real estate, including land, buildings, and other improvements; and to oil, mineral and related rights. Real property is reported at its fair market value.

#### **Non-monetary items**

This classification applies to personal or company property (except securities and real property), including works of art, books, intellectual property, and scientific and other equipment. Non-monetary gifts are reported at their fair market value.

### **PLANNED GIFTS**

A planned gift is often referred to as a “split-interest arrangement”; it involves benefits for the donor (or another non-charitable beneficiary) and for the charitable institution. In such a circumstance, a donor who makes a current gift-in-trust is eligible for an income for life or for a period of years related to the underlying assets of the gift, as well as to certain income-tax benefits for making a charitable contribution. The donor may name himself or herself or another individual as the life-income beneficiary; on the demise of the beneficiary or at the conclusion of the trust term, the charitable remainder is applied to the charitable purpose specified in the gift agreement.

**Face value** is a term that refers to the total amount of a planned gift agreement, i.e., the amount conveyed by gift to establish a split-interest trust or other planned gift.

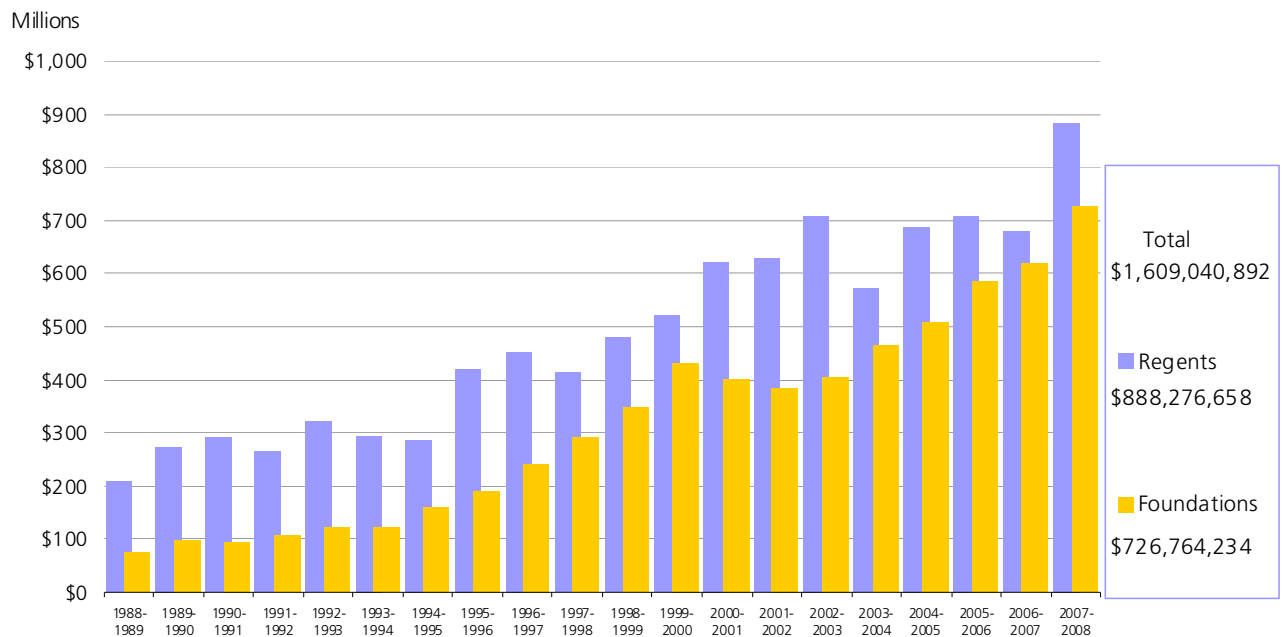
**Present value** is a term that refers to the discounted value of a planned gift used to predict in today's dollars what the gift will be worth when it becomes available to support the charitable purpose for which it was designated by the donor.

# PRIVATE SUPPORT

## Appendix

### Private Support to The Regents and the Campus Foundations (CAE/Cash Convention) 1988-89 to 2007-08

Fiscal Years	Regents	Foundation	Total
1988-1989	206,658,825	75,124,790	281,783,615
1989-1990	273,397,761	99,237,229	372,634,990
1990-1991	293,223,954	94,218,412	387,442,366
1991-1992	265,656,168	106,986,912	372,643,080
1992-1993	322,993,532	123,380,160	446,373,692
1993-1994	293,837,983	123,441,673	417,279,656
1994-1995	286,612,728	160,132,785	446,745,513
1995-1996	418,367,669	189,583,298	607,950,967
1996-1997	454,269,849	241,513,863	695,783,712
1997-1998	414,224,944	290,143,326	704,368,270
1998-1999	480,533,690	348,788,445	829,322,135
1999-2000	522,810,531	432,084,528	954,895,059
2000-2001	621,634,140	400,873,079	1,022,507,219
2001-2002	629,248,027	382,349,876	1,011,597,903
2002-2003	709,481,356	405,505,130	1,114,986,486
2003-2004	569,903,692	463,331,591	1,033,235,283
2004-2005	687,234,899	509,643,409	1,196,878,308
2005-2006	710,146,541	586,131,053	1,296,277,594
2006-2007	679,918,570	619,347,252	1,299,265,822
2007-2008	\$882,276,658	\$726,764,234	\$1,609,040,892



# PRIVATE SUPPORT

## Appendix

### Private Support to The Regents and the Campus Foundations (Accrual/Regents Convention)

BERKELEY	Regents	Foundation	Total
1998-1999	110,603,382	74,042,888	184,646,270
1999-2000	108,158,937	60,879,187	169,038,124
2000-2001	143,660,304	59,295,494	202,955,798
2001-2002	164,725,453	58,825,468	223,550,922
2002-2003	138,739,314	52,078,162	190,817,477
2003-2004	110,884,590	71,516,306	182,400,896
2004-2005	132,647,534	90,026,054	222,673,588
2005-2006	177,070,648	106,642,052	283,712,700
2006-2007	165,321,195	100,115,482	265,436,677
2007-2008	184,714,198	122,901,938	307,616,136

DAVIS	Regents	Foundation	Total
1998-1999	41,385,850	11,795,749	53,181,599
1999-2000	62,374,592	13,910,307	76,284,899
2000-2001	57,926,040	15,717,753	73,643,793
2001-2002	55,998,937	26,898,413	82,897,350
2002-2003	52,383,870	12,242,398	64,626,269
2003-2004	62,817,960	18,565,112	81,383,072
2004-2005	52,855,601	47,341,313	100,196,914
2005-2006	57,204,093	21,446,184	78,650,277
2006-2007	75,439,046	19,962,893	95,401,939
2007-2008	59,934,103	40,435,854	100,369,957

IRVINE	Regents	Foundation	Total
1998-1999	26,450,521	22,094,925	48,545,446
1999-2000	24,205,790	43,048,366	67,254,156
2000-2001	19,728,999	28,761,307	48,490,306
2001-2002	15,801,241	23,099,576	38,900,817
2002-2003	28,593,600	24,632,084	53,225,684
2003-2004	26,446,614	25,900,421	52,347,035
2004-2005	24,383,198	30,682,570	55,065,768
2005-2006	50,698,808	33,652,991	84,351,799
2006-2007	31,868,905	44,731,718	76,600,623
2007-2008	44,468,291	48,086,745	92,555,036

LOS ANGELES	Regents	Foundation	Total
1998-1999	85,354,206	122,849,794	208,204,000
1999-2000	91,076,708	162,688,292	253,765,000
2000-2001	139,738,357	123,914,049	263,652,406
2001-2002	146,693,728	135,649,641	282,343,369
2002-2003	187,378,254	132,084,530	319,462,784
2003-2004	122,662,204	139,486,383	262,148,587
2004-2005	140,422,261	141,130,212	281,552,473
2005-2006	157,372,797	162,207,756	319,580,553
2006-2007	149,741,487	215,038,251	364,779,738
2007-2008	194,543,756	262,110,576	456,654,332

MERCED	Regents	Foundation	Total
1998-1999	n/a	n/a	n/a
1999-2000	\$234,788	n/a	\$234,788
2000-2001	1,221,993	n/a	1,221,993
2001-2002	1,570,077	n/a	1,570,077
2002-2003	7,930,886	162,104	8,092,990
2003-2004	3,356,106	1,017,842	4,373,948
2004-2005	3,330,652	1,770,679	5,101,331
2005-2006	10,363,874	2,236,081	12,599,955
2006-2007	4,387,939	1,962,569	6,350,508
2007-2008	6,222,938	4,375,578	10,598,516

RIVERSIDE	Regents	Foundation	Total
1998-1999	4,550,045	8,029,955	12,580,000
1999-2000	5,715,668	6,687,732	12,403,400
2000-2001	13,131,803	7,621,889	20,753,692
2001-2002	23,198,970	7,132,830	30,331,800
2002-2003	10,836,579	5,198,357	16,034,937
2003-2004	11,271,603	5,951,870	17,223,473
2004-2005	14,695,527	4,787,221	19,482,748
2005-2006	17,235,810	24,301,626	41,537,435
2006-2007	12,318,430	6,356,166	18,674,596
2007-2008	15,753,177	5,630,845	21,384,022

SAN DIEGO	Regents	Foundation	Total
1998-1999	79,496,016	35,239,984	114,736,000
1999-2000	50,101,143	62,690,857	112,792,000
2000-2001	43,942,517	49,689,403	93,631,920
2001-2002	59,924,172	41,289,349	101,213,521
2002-2003	60,041,862	78,547,353	138,589,215
2003-2004	53,371,665	58,227,110	111,598,775
2004-2005	56,857,995	83,300,096	140,158,091
2005-2006	83,282,133	102,903,612	186,185,745
2006-2007	56,301,068	78,229,417	134,530,485
2007-2008	68,041,924	53,803,262	121,845,186

SAN FRANCISCO	Regents	Foundation	Total
1998-1999	92,324,071	59,375,710	151,699,781
1999-2000	150,304,944	68,015,105	218,320,049
2000-2001	173,800,440	97,764,756	271,565,196
2001-2002	130,790,000	76,437,552	207,227,552
2002-2003	140,103,546	85,493,594	225,597,140
2003-2004	90,034,936	123,961,844	213,996,780
2004-2005	202,885,156	90,047,225	292,932,381
2005-2006	94,138,297	107,068,066	201,206,363
2006-2007	125,527,416	126,417,925	251,945,341
2007-2008	214,749,838	151,318,180	266,068,018

SANTA BARBARA	Regents	Foundation	Total
1998-1999	14,161,188	5,273,945	19,435,133
1999-2000	15,633,059	8,477,733	24,110,792
2000-2001	15,850,896	14,143,136	29,994,032
2001-2002	16,955,698	9,724,290	26,679,988
2002-2003	51,345,517	10,671,661	62,017,178
2003-2004	62,556,126	13,659,014	76,215,140
2004-2005	34,644,655	14,340,743	48,985,398
2005-2006	35,054,856	20,511,372	55,566,228
2006-2007	32,283,162	18,976,181	51,259,343
2007-2008	59,022,398	31,189,950	90,212,348

SANTA CRUZ	Regents	Foundation	Total
1998-1999	12,603,655	10,085,496	22,689,151
1999-2000	9,987,998	5,686,949	15,674,947
2000-2001	9,712,905	3,965,292	13,678,197
2001-2002	10,642,457	3,292,756	13,935,213
2002-2003	13,816,598	4,394,886	18,211,484
2003-2004	10,052,257	5,045,689	15,097,946
2004-2005	18,837,949	6,217,296	25,055,245
2005-2006	20,889,392	5,161,313	26,050,705
2006-2007	20,126,272	7,556,650	27,682,922
2007-2008	20,449,025	6,911,306	27,360,331

Note: UC Davis totals include certain gifts and private grants made to the Systemwide Division of Agriculture and Natural Resources.