

Segundo Infill Housing

UC OCEAN Report

Report prepared on June 6, 2024

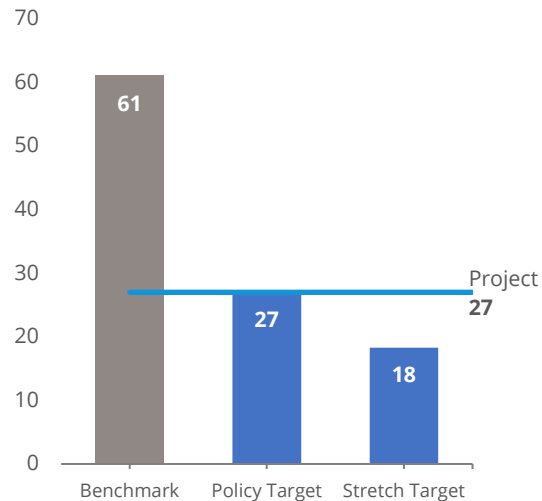
PROJECT RESULTS

30-Year NPV Utility Costs	\$2,609,900
Cumulative GHG Emissions	5,790 MTCO₂e

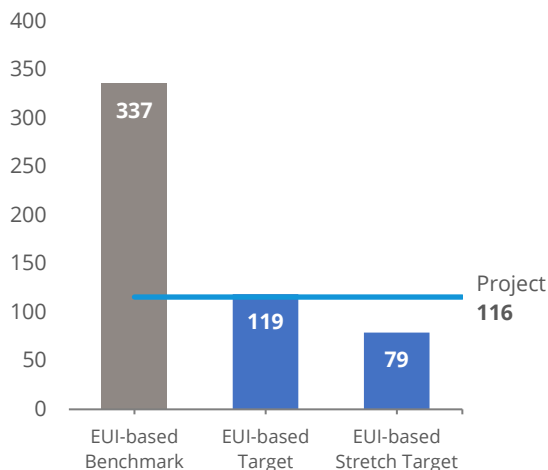
PROJECT INPUTS

Campus	<i>UCD</i>
Project Size	<i>116,122 sq ft</i>
Funding Stage	<i>C-Funding</i>
Design Phase	<i>Design Development</i>
Fuel Source	<i>Mixed-fuel</i>
Electricity Provider	<i>Campus Utility</i>
Cooling System	<i>District Cooling</i>
Heating System	<i>District Heating</i>

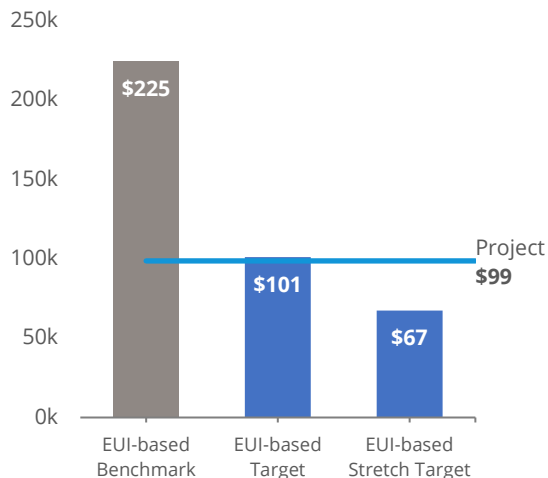
SITE ENERGY USE INTENSITY (kBtu/sq ft)



ANNUAL GHG EMISSIONS (MTCO₂e/yr)



ANNUAL UTILITY COSTS (\$k/yr)



DEFINITIONS

Benchmark: UC Sustainable Practices Policy whole building energy use baseline benchmark based on building type and campus location.

Policy Target and Stretch Target: The UC Sustainable Practices Policy includes bi-annually updated minimum and stretch targets based on percent reduction in energy use from the Benchmark. See Table 1 of Section V.A.3 in the Policy for more information (<https://policy.ucop.edu/doc/3100155/SustainablePractices>).

Project: Results are estimated based on currently available project details and campus-specific energy assumptions.

EU-based Benchmark, Target and Stretch Target: GHG emission estimates, and utility cost estimates associated with the project Benchmark EU, Policy Target EU, and Stretch Target EU.