

UNIVERSITY
OF
CALIFORNIA

Annual Report on University Private Support

2021–22





Contents

University of California

Annual Report on University Private Support

2021–22

OVERVIEW OF THE FUNDRAISING YEAR 1

STUDENT FINANCIAL SUPPORT 3

SUMMARY DATA

System Summary.....	4
Source, Purpose and Asset Type	5
Additions to Endowment.....	6
Planned Giving Assets Under Management.....	7
Bequests Distributed	8
Fundraising Campaign Status Report	9

USES OF PRIVATE SUPPORT

Restrictions on Use.....	10
Gifts by Discipline.....	11
Endowed Chairs and Professorships	12
Other UC Programs	13
Division of Agriculture and Natural Resources	15

THE CAMPUSES

Berkeley.....	18
Davis.....	20
Irvine	22
Los Angeles	24
Merced.....	26
Riverside	28
San Diego.....	30
San Francisco	32
Santa Barbara.....	34
Santa Cruz	36

APPENDICES

Campus Foundation Leadership	38
Glossary	42
20 Years of Private Support for the System	44
10 Years of Private Support for the Campuses.....	45
Reporting Conventions	47

CAMPUS URL DIRECTORY


For more information on the campuses and their private support programs, visit these websites:

<https://give.berkeley.edu>
<https://give.ucdavis.edu>
<http://give.uci.edu/>
<http://giveto.ucla.edu/>
<http://giving.ucmerced.edu/>
<http://www.ucr.edu/giving/>
<http://campaign.ucsd.edu>
<http://giving.ucsf.edu/>
<https://giving.ucsb.edu>
<https://giving.ucsc.edu/>

ANNUAL REPORT URL

<http://www.ucop.edu/institutional-advancement/reports/index.html>

All images included in this report are from the University of California Office of the President's digital repository of photographs taken at various UC campuses, showing the depth and breadth of research, education and public service occurring at the University of California.



Executive Summary

Annual Report on University Private Support for the 2021-22 Fundraising Year

For the first time ever, the University of California surpassed \$3 billion in private support, raising a total of just over \$3.3 billion. This continues a four-year trend of year-over-year increases in support and decades of strong philanthropic giving, both in terms of dollars raised and the number of contributors to UC.

This growth in private support is clearly evident in the average amount received by the University in 5-year incremental periods over the past 20 years: 2003-07, \$1.188 billion; 2008-12, \$1.478 billion; 2013-17, \$1.931 billion; 2018-22, \$2.939 billion. Fluctuations from year-to-year can occur due to economic conditions and the timing of significant gifts; examining fundraising results over a period of years accounts for these factors and illustrates the tremendous growth in private support to UC, particularly in the last five years. The University's overall fundraising results are primarily due to the cumulative impact of the work being done to increase private support at each of the 10 campuses, and the corresponding response from the broad philanthropic community.

The annual report provides an overview of philanthropy at the University of California in two separate ways. First, it provides a high-level summary of philanthropic support to the entire UC system via an array of summary schedules that display gift totals in major categories based on gift source and gift purpose. In short, it describes who is supporting UC and what areas they are supporting. Second, campus schedules provide this same summary information at the local level, along with profiles of private giving at each campus that provide further insight into the role that philanthropy is playing.

For several decades in the early history of the University, as part of the commemoration of Charter Day, UC published a list of all donors to the University during the preceding year. The sheer volume of support the University receives today makes it impossible to have a "Charter Day Gift List"; UC receives more than 400,000 gifts annually from 240,000 donors. It is difficult to capture the full impact of gifts from all our UC donors — nor can the importance of private gifts to the success of the University be overstated. However, the individual campus profiles highlight how specific gifts are making a difference on our campuses.

There are a number of themes that emerge from individual profiles: broad interest in gifts for scholarships and fellowships to support students; recognition of the value that the University provides to local communities and to the state via other programs; and the importance of comprehensive campaigns. These themes share one common thread — the understanding that there is no greater return on one's philanthropic investment than a gift to UC.

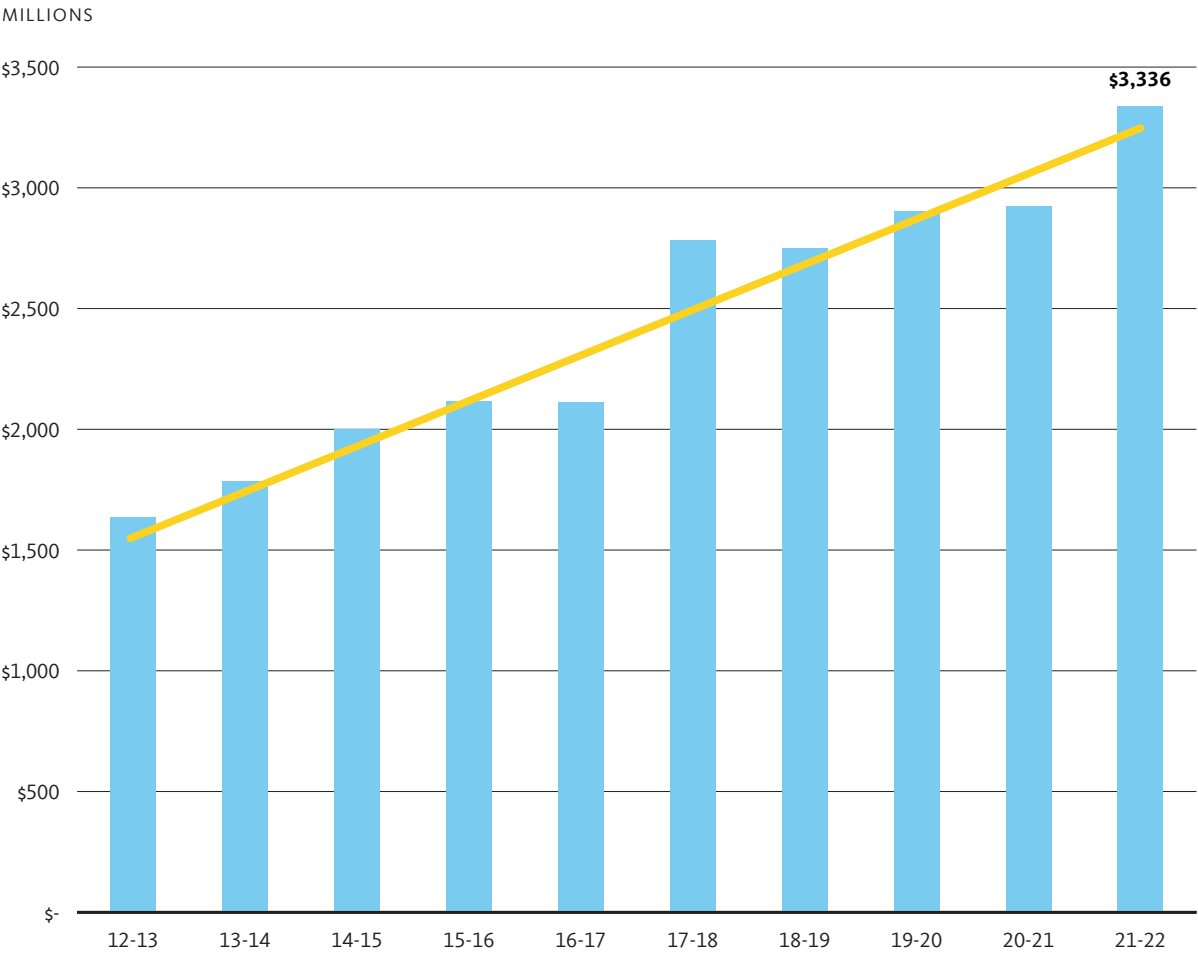
SCHOLARSHIPS AND FELLOWSHIPS Philanthropic support for scholarships and fellowships was \$333 million this past fiscal year. This increase of \$28 million more than the prior year was due, in part, to a renewed emphasis on student support. Privately funded scholarships and fellowships play a crucial role in helping to make a UC education affordable for many students — and ensuring the excellence of the University's undergraduate and graduate programs. The campus narratives highlight a number of these gifts and help illustrate the impact of this support. Whether assisting a first-generation college student to achieve her dreams of a degree or allowing medical school students to graduate without the debt that often discourages pursuit of certain areas of service — these gifts are often some of the most inspirational and life-changing.

AGRICULTURE AND NATURAL RESOURCES The University of California operates a variety of systemwide and multicampus programs that receive generous support from corporate, foundation and private funders. One such program is the UC Division of Agriculture and Natural Resources (UC ANR). With statewide programs and research focusing on pressing issues facing Californians that require cross-disciplinary approaches, and Research and Extension Centers located in diverse California ecosystems, UC ANR connects the power of the University of California with the people of California. Last year, UC ANR raised over \$4.6 million to support the University's land-grant mission of research and extension in agriculture, natural resources, nutrition and youth development with local communities to improve the lives of all Californians.

IMPORTANCE OF CAMPAIGNS The past few years have seen a rise in record-setting comprehensive fundraising campaigns by higher education institutions — including UC campuses. Fundraising campaigns at public institutions used to occur fairly infrequently; now, in any given year, a UC campus is seemingly in a campaign or planning their campaign. While UC is always raising funds, campaigns can often help a campus move fundraising to the next plateau by leveraging its fundraising momentum and focusing on deepening engagement with its broad constituent population. Campaigns require the University's ongoing development and stewardship of relationships with those who have a passion and commitment to furthering its teaching, research, clinical care and public service activities.

Philanthropic support has long played an important role in furthering the University's mission. This year's level of private support, despite these uncertain times, reflects the confidence that the philanthropic community has in the University. This support, through gifts of all sizes, reflects the understanding that there is no greater return on one's philanthropic investment than a gift to UC. As such, the University is grateful to its alumni and friends for their support — and for recognizing the many ways in which the University is serving the people of California.

10-year summary of fundraising



2021–22 Student Financial Support

The University of California has a deep and longstanding commitment to ensuring that financial aid is available for students and their families. The strategy is guided by two goals: ensuring that, at the undergraduate level, the University remains affordable for *all* California students regardless of their financial resources and enabling the University to compete for the best and the brightest graduate students from around the world. UC provided over \$3.4 billion in gift assistance (grants and scholarships/fellowships) in 2020–21 — federal aid (primarily Pell Grants) and state aid (such as Cal Grants) was significant, but the largest source of funds was UC's commitment of its own resources of about \$1.7 billion in aid to UC students. As tuition has historically been moderate, privately-funded scholarships and fellowships have played a smaller but crucial role in student financial support.

OVERVIEW OF UC FINANCIAL AID — UNDERGRADUATE AFFORDABILITY

In 2020–21, the most recent year for which data is available, UC undergraduates received about \$2.6 billion in grants and scholarships. Several features distinguish UC's financial aid strategy from those of other colleges and universities: scholarship programs are primarily need-based, as almost 90 percent of UC aid is awarded in this fashion; aid is designed to address the entire cost of attendance — not just tuition, but also room and board, books and supplies, personal expenses, health insurance and other costs; and aid is allocated across campuses so that every campus can provide a similar level of affordability — allowing students to choose among campuses based on “fit,” not cost.

The UC undergraduate scholarship programs are also distinguishable based upon their size and scope. The majority of UC undergraduate students pay much less than the tuition “sticker price.” 55 percent of all California resident undergraduates pay no tuition and fees. On average, UC students receive more aid and pay lower tuition than students at other major public research universities. Among California resident undergraduates who received a grant or scholarship in 2020–21, the average per student award exceeded \$18,629, much more than the \$12,570 in systemwide tuition and fees. While UC students' debt at graduation has increased in recent years, it remains manageable and well below the national average. Fifty-eight percent of all graduating students have no student loan debt; those that do borrow have an average of about \$17,100 among all undergraduates (about \$19,200 for students who were admitted as freshmen).

UC'S BLUE AND GOLD OPPORTUNITY PLAN

UC's Blue and Gold Opportunity Plan was established to send a clear, simple message to California families: They can afford a UC education. This plan ensures that California students with financial need and parent income below \$80,000 have their systemwide tuition covered by grants and scholarships. Students with sufficient need typically receive additional grant aid to help cover other expenses, such as campus fees, housing, books and transportation.

GRADUATE STUDENT SUPPORT

UC's graduate student support strategy is decentralized, reflecting differences in the competitive environment, the applicant pool and the costs associated with the University's many graduate academic and professional degree programs. Academic doctoral students are typically supported by merit-based fellowships, research assistantships and teaching assistantships. Students in professional degree programs rely largely on need- and merit-based fellowships, as well as student loans. These students are charged Professional Degree Supplemental Tuition, which varies by program, in addition to their base tuition and fees.

PHILANTHROPIC SUPPORT

As government funding for undergraduate and graduate students has decreased, UC is committed to increasing support from other resources — with a renewed emphasis on private support for scholarships and fellowships.

In recent years, over 34,000 students received privately funded scholarships and fellowships — over \$224 million in total each year. These awards consist of almost equal parts current use gifts and payout from endowment funds. In order to enable UC to meet the growing need, new gifts must be received in order to replenish the funds distributed and provide support to even more students.

In 2021–22, over \$333 million of gifts received by UC were designated for student support. This total number represents the sum total of a wide spectrum of gifts designated for scholarships, fellowships, awards and prizes. The campus narratives highlight a number of these gifts and help illustrate the impact of this support. Whether assisting a first-generation college student to achieve her dreams of a degree or allowing medical school students to graduate without the debt that often discourages pursuit of certain areas of service — these gifts are often some of the most inspirational and life-changing.

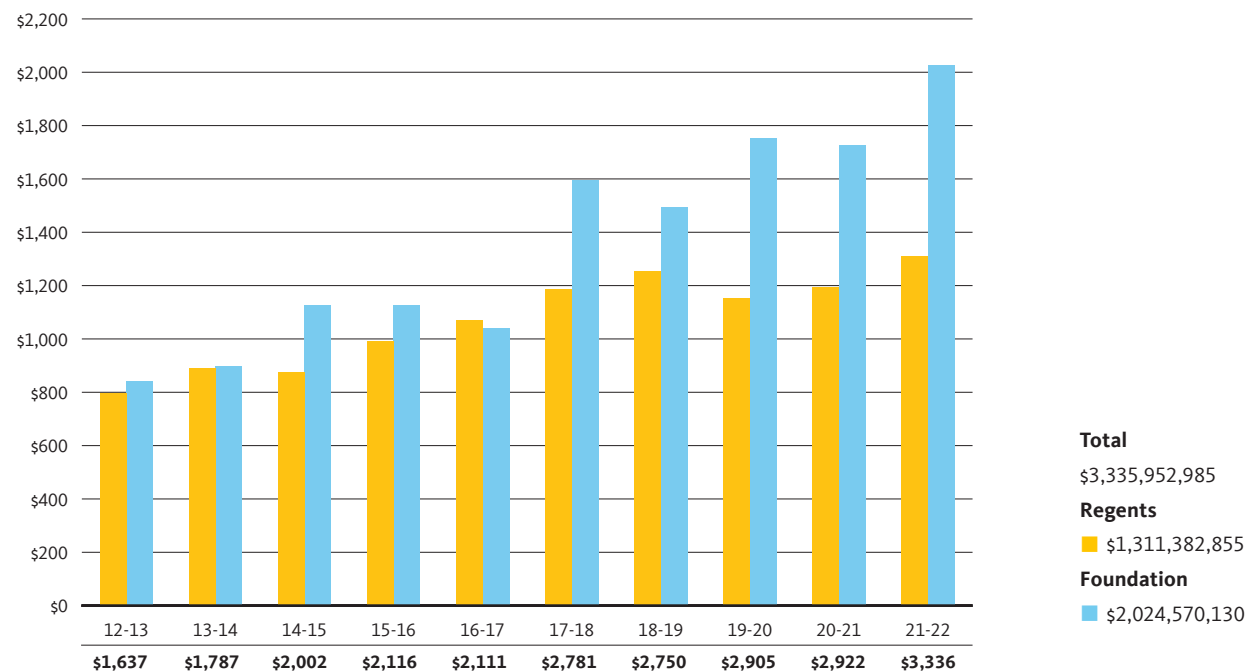
2021–22 System Summary

Private Support to Regents and Campus Foundations by Cash Reporting Convention

CAMPUS	Regents	Foundations	Total
Berkeley	\$278,139,913	\$479,094,921	\$757,234,834
Davis	\$123,518,826	\$74,901,729	\$198,420,555
Irvine	\$92,781,741	\$160,802,175	\$253,583,916
Los Angeles	\$247,548,620	\$514,900,929	\$762,449,549
Merced	\$8,541,654	\$3,438,491	\$11,980,145
Riverside	\$15,980,457	\$13,013,208	\$28,993,665
San Diego	\$213,294,550	\$176,926,950	\$390,221,500
San Francisco	\$219,793,888	\$547,730,778	\$767,524,666
Santa Barbara	\$69,983,941	\$28,963,012	\$98,946,953
Santa Cruz	\$25,297,123	\$24,797,938	\$50,095,061
ANR	\$4,615,935	\$0	\$4,615,935
UC Other Programs	\$11,886,207	\$0	\$11,886,207
Total	\$1,311,382,855	\$2,024,570,130	\$3,335,952,985

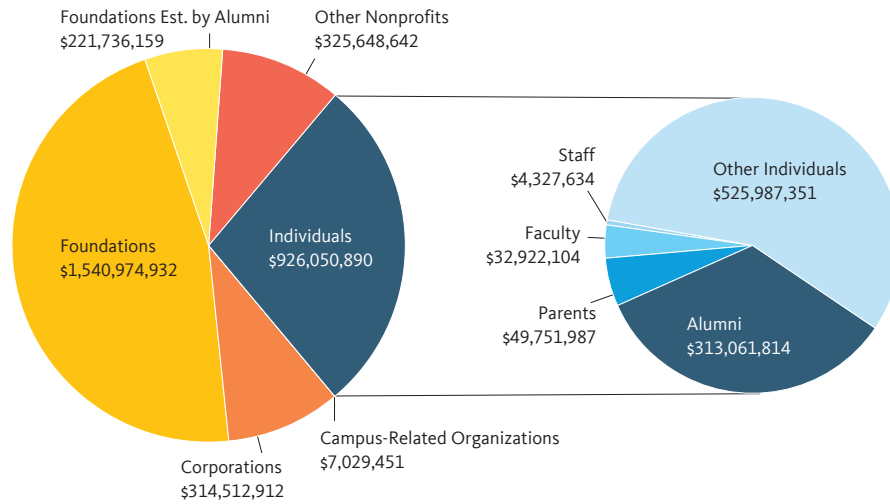
10-year cash report summary

MILLIONS

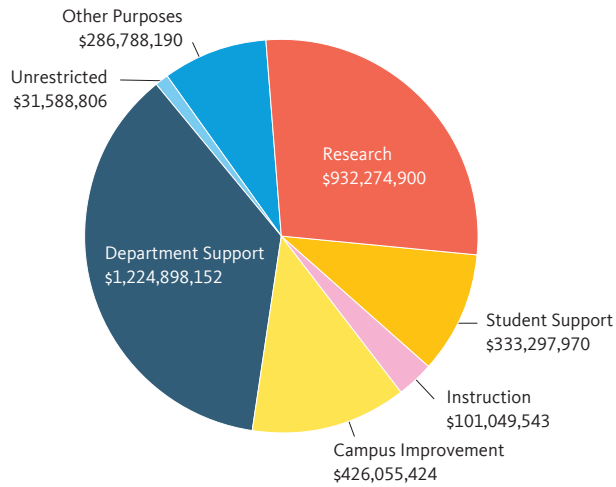


2021–22 Source, Purpose and Asset Type: \$3.336 Billion

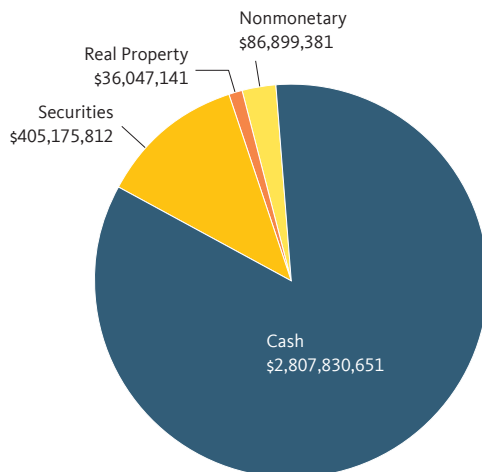
Gift source



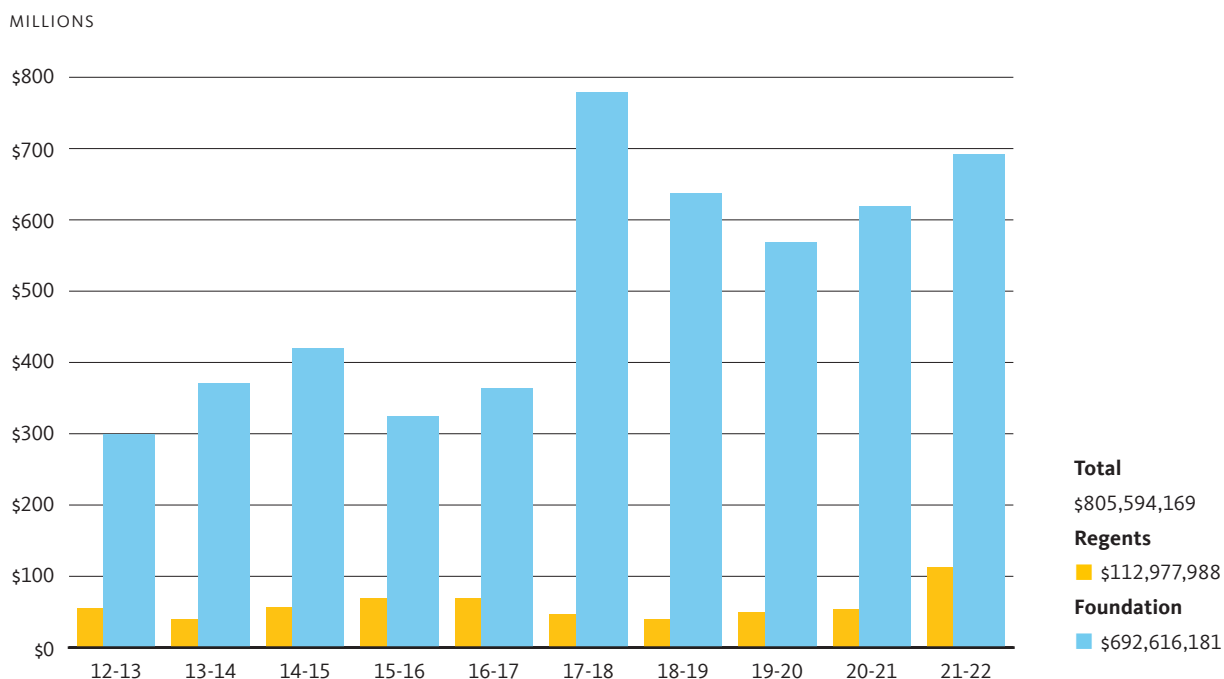
Gift purpose



Asset type



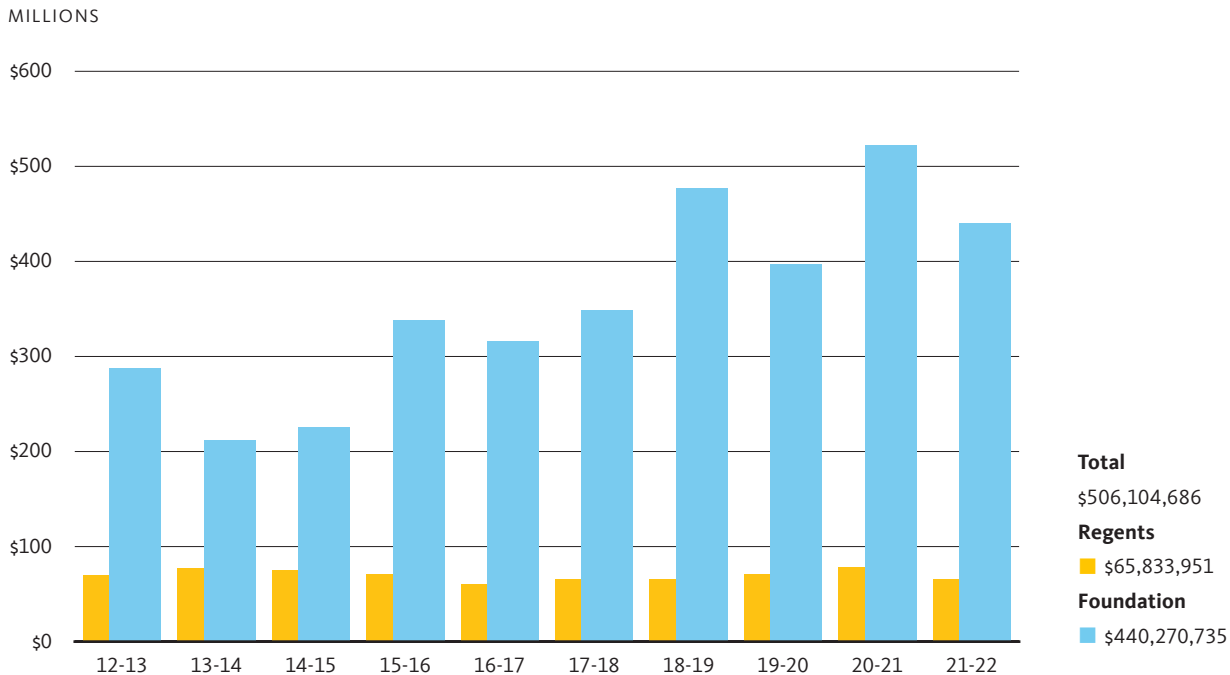
2021–22 Additions to Endowment: \$806 Million



YEAR	Regents		Foundations		Total
12-13	\$54,836,099	15.5%	\$299,620,530	84.5%	\$354,456,629
13-14	\$39,567,824	9.6%	\$370,565,482	90.4%	\$410,133,306
14-15	\$56,953,475	11.9%	\$420,037,975	88.1%	\$476,991,450
15-16	\$68,925,529	17.5%	\$324,268,777	82.5%	\$393,194,306
16-17	\$69,959,759	16.1%	\$364,197,974	83.9%	\$434,157,733
17-18	\$46,496,372	5.6%	\$778,900,924	94.4%	\$825,397,296
18-19	\$40,552,827	6.0%	\$637,038,263	94.0%	\$677,591,090
19-20	\$49,933,926	8.1%	\$569,117,917	91.9%	\$619,051,843
20-21	\$53,661,046	8.0%	\$619,012,369	92.0%	\$672,673,415
21-22	\$112,977,988	14.0%	\$692,616,181	86.0%	\$805,594,169

The preliminary estimate for the value of all UC endowments as of June 30, 2022 **\$28 BILLION**

2021–22 Planned Giving Assets Under Management



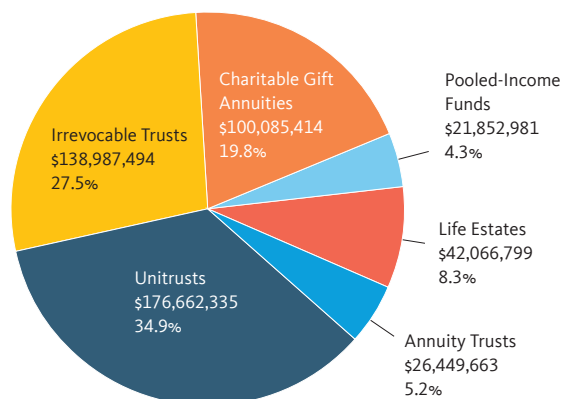
The illustrations on these pages show the total of the planned giving assets where the Regents or a campus foundation are serving as the trustee. The total under management for 2022 is \$506,104,686. All of these assets are irrevocably dedicated to the University and ultimately will be distributed for charitable purposes on the campuses.

The University of California has established planned giving programs at each of our campuses. University staff work with donors and their advisers, if appropriate, to help structure gifts that meet the donors' philanthropic and financial objectives.

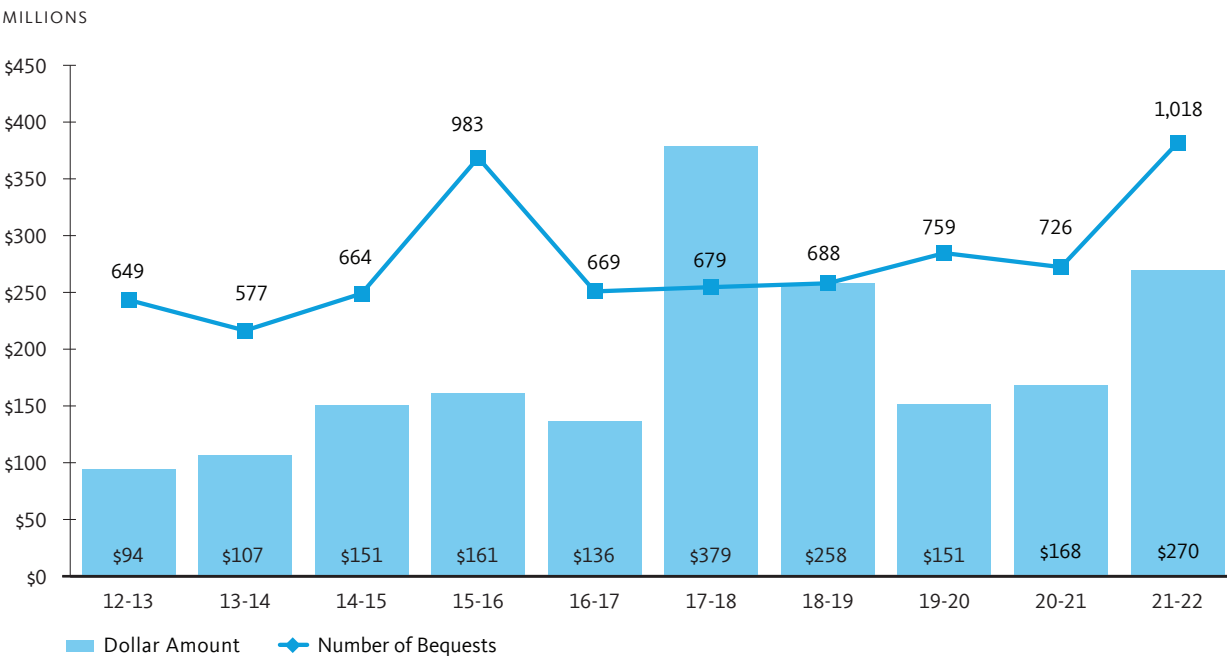
Frequently, this results in the creation of a planned gift, such as a charitable remainder trust, pooled-income fund, charitable gift annuity or similar gift vehicle. Under these arrangements, the principal of the planned gifts is distributed to the University upon the death of the income beneficiaries or at the expiration of a term of years to be used for the charitable purpose designated by the donors.

The totals do not include planned giving assets that are managed by third parties (banks, trust companies), bequest expectancies or any revocable gifts.

2021–22 Total Planned Giving Assets: \$506,104,686



2021–22 Bequests Distributed



The University of California receives steady and significant support from bequests, although there is inherent unpredictability in both the number of bequests and the dollar amount received in any year. Bequests are a frequent source of endowments, as donors seek an opportunity to ensure continued support for the institution — particularly in areas such as student support via the establishment of endowed scholarship and fellowship funds.

The growth in the number of bequests received is reflective of the demographics of the UC alumni population, as well as the efforts of the campus planned giving offices. Whenever possible, the campuses steward family members and friends after receiving bequests so that they are kept aware of the use and benefits of their loved one’s legacy.

This past year, the University received \$270 million in distributions from 1,018 estates and trusts in which the University was designated as a beneficiary. These distributions may take the form of a specific bequest of property or cash, as well as a residual bequest of a percentage of the residue in the decedent’s estate or trust. Frequently, a donor has provided support for a particular area during his/her lifetime, and provides a bequest to enable this support to continue into the future. As reflected in the chart above, both the number of estates and trusts that made distributions to UC this past year and the total dollars distributed increased from the previous year.

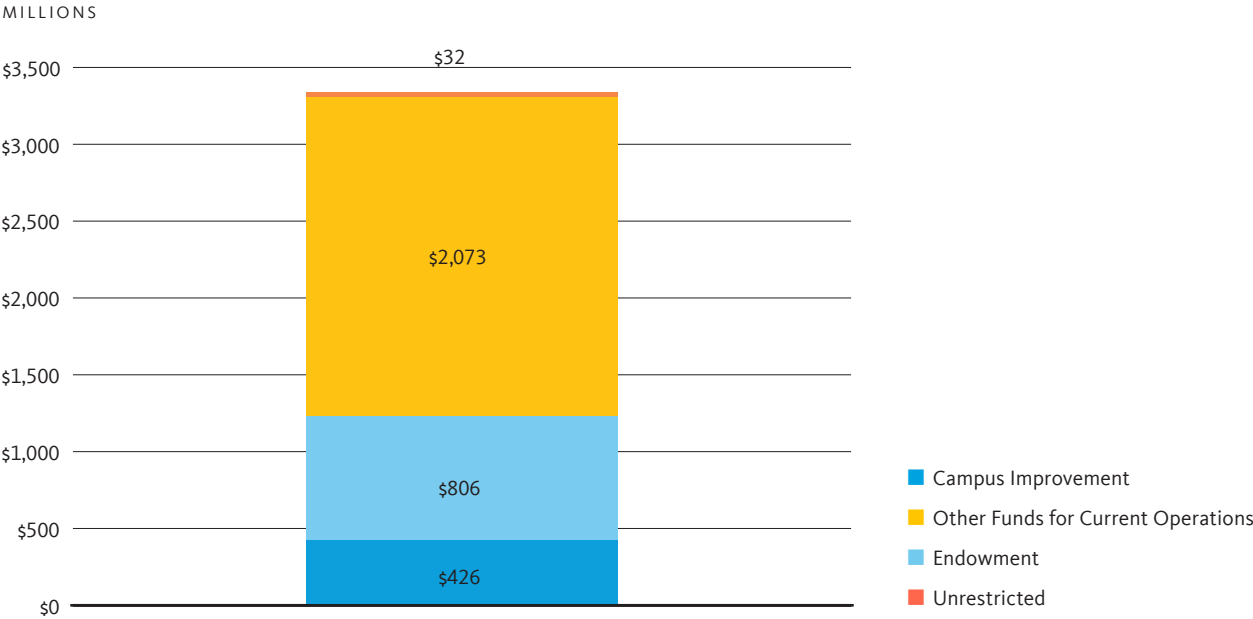
As noted in prior years’ reports, the variance in dollars distributed over the past 10 years can be attributed to several factors. Many estate plans allocate the decedent’s estate to family members and charitable organizations based upon the estate tax implications. For many years, the uncertainty in the federal estate tax made it challenging to craft an estate plan that achieved the objective of supporting one’s heirs and charitable organizations. Since the passage of the American Taxpayer Relief Act of 2012, individuals have greater assurance that their estates can be structured to meet their financial and philanthropic goals.

The Gift Planning Offices on our campuses provide information to alumni and other prospective donors to assist them in meeting their personal and charitable objectives — and also provide much-deserved recognition to donors during their lifetimes. The number of individuals who have indicated that they have provided for the University of California in their estate plans continues to grow, helping to ensure the excellence of the University for future generations.

Fundraising Campaign Status Report, June 30, 2022

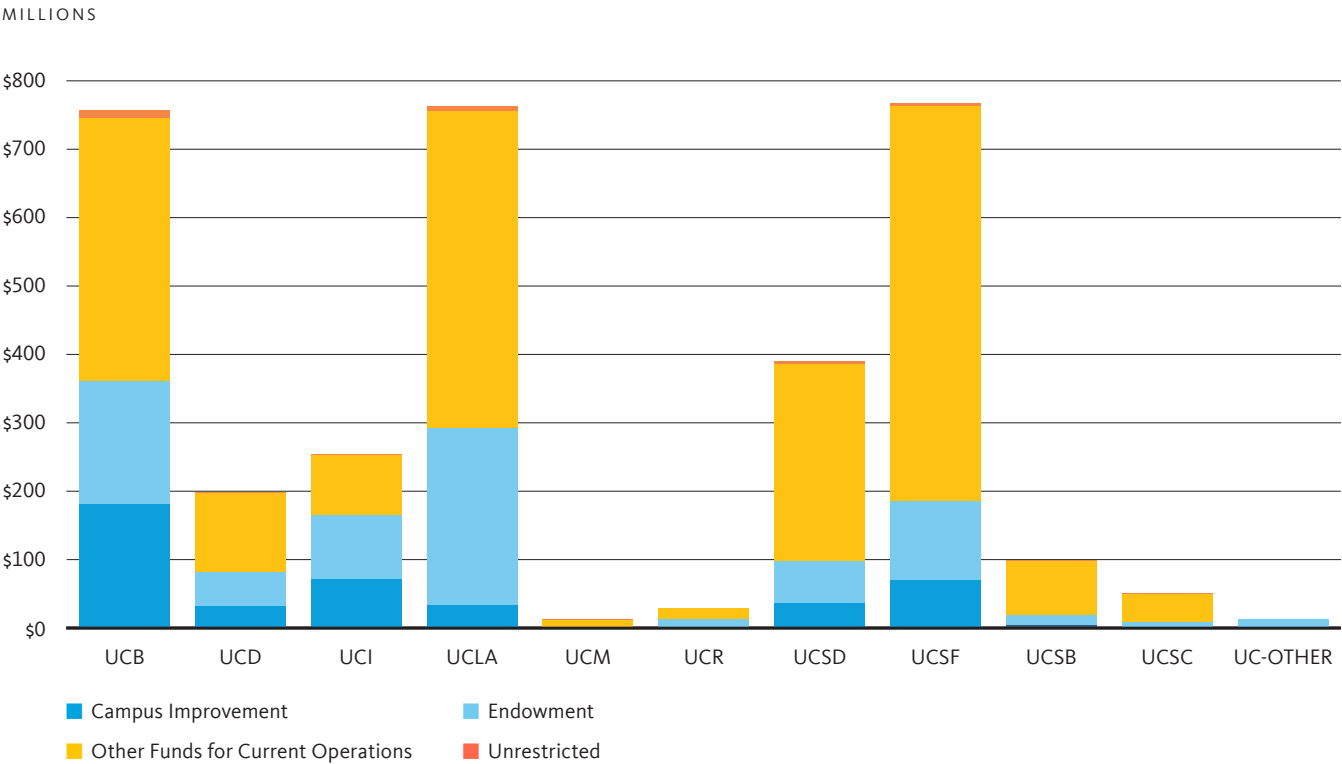
NAME OF CAMPAIGN	Goals	Duration	Gifts/Pledges by 6/30/22
Berkeley <i>Light the Way: The Campaign for Berkeley</i>	\$6,000,000,000	2014-2023	\$5,806,278,327
Davis <i>Expect Greater: From UC Davis, For the World</i>	\$2,000,000,000	2016-2024	\$1,752,853,635
Irvine <i>Brilliant Future: The Campaign for UCI</i>	\$2,000,000,000	2015-2025	\$1,304,604,359
Los Angeles <i>No campaign underway at this time</i>			
Merced <i>Boldly Forward: The Campaign for UC Merced</i>	\$200,000,000	2019-2030	<i>Campaign in quiet phase</i>
Riverside <i>No campaign underway at this time</i>			
San Diego <i>The Campaign for UC San Diego</i>	\$2,000,000,000	2013-2022	\$3,052,694,374
San Francisco <i>No campaign underway at this time</i>			
Santa Barbara <i>No campaign underway at this time</i>			
Santa Cruz <i>No campaign underway at this time</i>			
Grand Total	\$17,500,000,000		\$11,916,430,695

2021–22 Restrictions on Use



The University of California received \$806 million (24 percent) for endowment held by the Regents and the campus foundations. Campus improvement funds totaled \$426 million (13 percent); an

additional \$2,073 million (62 percent) supported other aspects of current operations. Unrestricted funds totaled \$31.6 million and comprised less than 1 percent of the total for private support.



2021–22 Gifts by Discipline

Distribution By Discipline: \$3,335,952,985

	Total	% of Total
Agriculture and Natural Resources	\$56,800,538	1.70%
Arts, Letters and Sciences	\$418,020,189	12.53%
Athletics/Sports	\$65,242,468	1.96%
Business/Management	\$88,386,535	2.65%
Engineering	\$372,438,134	11.16%
Financial Aid	\$99,182,111	2.97%
Health Sciences and Medicine	\$1,458,571,181	43.72%
Law	\$66,805,756	2.00%
Libraries	\$25,983,824	0.78%
Miscellaneous	\$273,693,386	8.20%
Other Academic Programs	\$317,486,512	9.52%
Other Professional Schools	\$52,761,673	1.58%
Veterinary Medicine	\$40,580,677	1.22%
Total	\$3,335,952,985	100.00%

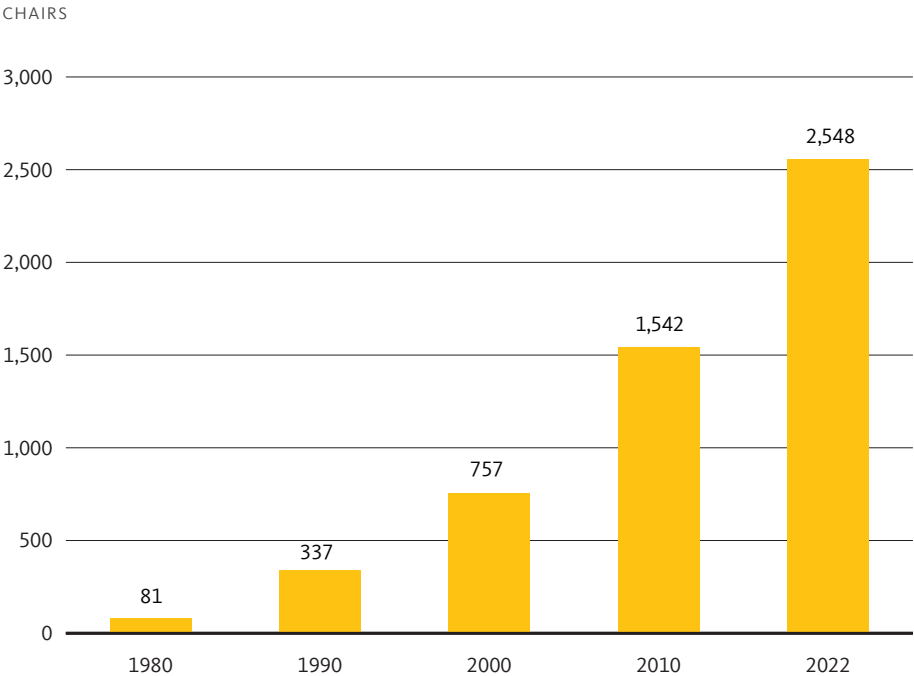
Gifts for Health Sciences and Medicine: \$1,458,571,181

Campus	Total	% of Total
Berkeley	\$41,040,423	2.80%
Davis	\$46,376,531	3.20%
Irvine	\$129,361,381	8.90%
Los Angeles	\$308,866,267	21.20%
Merced	\$276,175	0.00%
Riverside	\$4,568,166	0.30%
San Diego	\$160,557,573	11.00%
San Francisco	\$767,524,666	52.6%
Total	\$1,458,571,181	100.00%

Area	Total	% of Total
Biological Sciences	\$35,971,345	2.50%
Biomedical Sciences	\$151,602	0.00%
Dentistry	\$14,313,013	1.00%
Medical Center	\$40,786,449	2.80%
Medicine	\$1,109,503,477	76.10%
Nursing	\$14,731,078	1.00%
Optometry	\$6,948,081	0.50%
Other	\$176,355,876	12.10%
Pharmacy	\$15,967,261	1.10%
Public Health	\$43,842,998	3.00%
Total	\$1,458,571,181	100.00%

The method of rounding may produce the appearance of minor inconsistencies in various totals and percentages, but the differences do not affect the accuracy of the data.

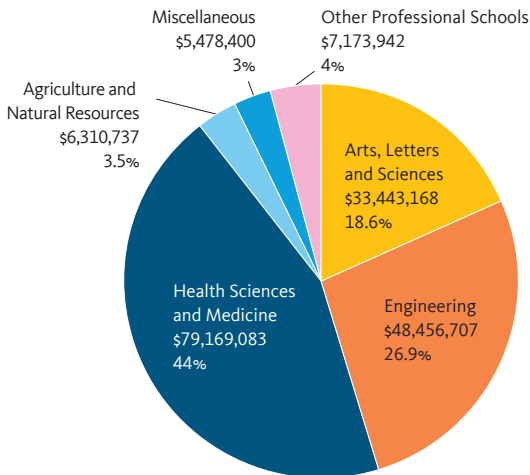
2021–22 Chairs and Professorships Cumulative



From inception to 1980, the University received gifts to endow a total of 81 chairs. The current total now stands at 2,548 endowed chairs and professorships, which are distributed across the campuses; 102 chairs/professorships were established in 2021–22.

The chart below illustrates the extent to which the chairs that were established this past fiscal year are spread among the various academic disciplines.

Chairs and Professorships by Area: \$180,032,037 (established 2021–22)



2021–22 Other UC Programs: International Giving

In addition to impacting the state of California and the nation, the University of California's teaching, research and public service activities extend to the international community as well. For this reason, international donors also choose to support UC. To increase institutional advancement opportunities abroad, two international foundations offer tax incentivized giving opportunities to donors in the UK, several European countries and Hong Kong.

The University of California Trust (UK) was established in 1999 by California Governor Gray Davis and UC President Atkinson as a joint initiative with the California Trade & Commerce Agency. A registered British Charity (No. 1075405), the Trust facilitates charitable giving to all 10 UC campuses. Donors from the UK and Europe can access tax-effective giving options to any funds or scholarships at the campuses. The UC Trust (UK)'s fundraising activities were highlighted in the 2019-20 report.

The University of California Foundation Limited (Foundation) was incorporated under the Companies Ordinance of Hong Kong in November 2006. The Foundation exists to facilitate educational collaborations between the University of California and organizations in Hong Kong and to encourage philanthropic support to the University of California. The Foundation makes it

possible for Hong Kong residents to provide financial support to UC. Gifts made to the Foundation are transferred to the University of California campuses and then expended for charitable purposes by the University.

One of the first donations made to the Foundation was a generous gift from William E. (Chip) Connor and his family that established an endowed chair in cardiothoracic transplantation surgery at UCLA's David Geffen School of Medicine.

Since its establishment, donors have provided gifts to UC via the Foundation in support of scholarships, fellowships, endowed chairs, and in support of a number of academic programs across many UC campuses. These include engineering, architecture, Asian studies and languages, animal science, nursing, agricultural research, and business as well as gifts to support the UCLA Anderson School of Management, the Rady School of Management at UC San Diego and the Haas School of Business at UC Berkeley. In calendar year 2021, the Foundation received \$3.3 million in gifts that were directed to four of the UC campuses. Over the last five years, the Foundation has received more than \$10.2 million in private support that has directly supported the teaching, research and public service mission of the University of California.





2021–22 Division of Agriculture and Natural Resources

Private donations to UC Agriculture and Natural Resources (UC ANR) are essential to fulfilling the University's land-grant mission, engaging UC directly with the people of California through research and programs conducted by our academics, staff and volunteers in the communities where they live and work. The return to an in-person model enabled UC ANR staff and academics to engage its constituents statewide with the direct service and educational opportunities that are the hallmark of its community-based extension role. Concurrently, UC ANR built upon remote delivery methods honed during the pandemic for dissemination of information and best practices relevant to urgent issues impacting all Californians such as drought and water conservation; wildfire mitigation, management and education; youth science literacy and workforce development; and nutrition policy and inequality in the food system.

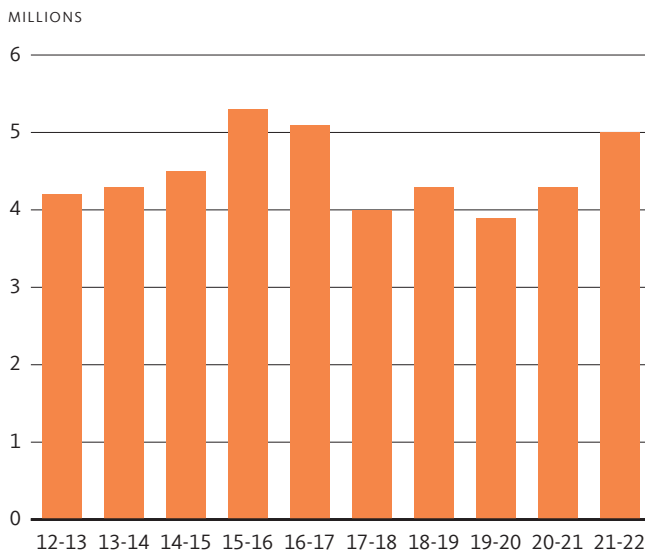
In 2021–2022, UC ANR received 4,102 gifts and grants from 2,792 donors totaling \$4,615,935. This included \$1,251,981 in giving to the California 4-H Foundation in support of the California 4-H Youth Development Program. UC ANR also received \$1,072,757 in private grant funding, a 519% increase

over 2020–2021. Gift support benefited Cooperative Extension programs in every California county and its nine Research and Extension Centers, 10 statewide programs and 3 institutes.

2021–2022 HIGHLIGHTS INCLUDE:

- A gift of \$100,000 from Dan and Sarah Hrdy, owners of Citrona Farms LLC, established the Daniel & Sarah Hrdy Fund for UC Cooperative Extension Research. With a long-term pledge and bequest of \$2.9 million, the fund will provide as much as \$100,000 in seed funding for early-stage research projects annually for UC Cooperative Extension advisors and specialists, as well as their academic collaborators. The fund, when fully established, will create a permanent endowment where the payouts will continue to fund this project. Potential research areas include sustainable agriculture, with special regard to climate change; interaction of natural ecosystems and agriculture; habitat restoration and conservation; and wildfire and forest restoration.
- The California Table Grape Commission expanded its previous commitment to UC ANR by supporting shared research positions in Tulare, Kern and Kings counties. Through an unprecedented 25-year pledge valued at more than \$3.5 million, the Commission will support two Table Grape Advisor positions with ongoing adjustments for salary and benefit increases. This historic agreement will ensure the continuity and impact of table grape research and sustainability.
- The National Fish and Wildlife Foundation provided \$196,011 to support the development and implementation of education, outreach and public information campaigns regarding forest wildfire recovery and management of post-fire invasive pests in the Angeles National Forest lands and associated communities. The project will increase public awareness and professional knowledge about major forest pests and their management and future prevention, ultimately enhancing forest health and wildfire resilience by countering the spread and impact of these forest pests.

Total Giving to Campus and Systemwide Agriculture and Natural Resources Research and Programs: \$4,615,935





The Campuses





UC BERKELEY 2021–22

University private support broke the 2020 record for the largest amount raised in a single year. In all, 63,087 donors contributed \$1,224,980,730 in gifts and pledges and \$757,234,834 in outright gifts and pledge payments, bringing our campaign total to \$5,806,278,327.

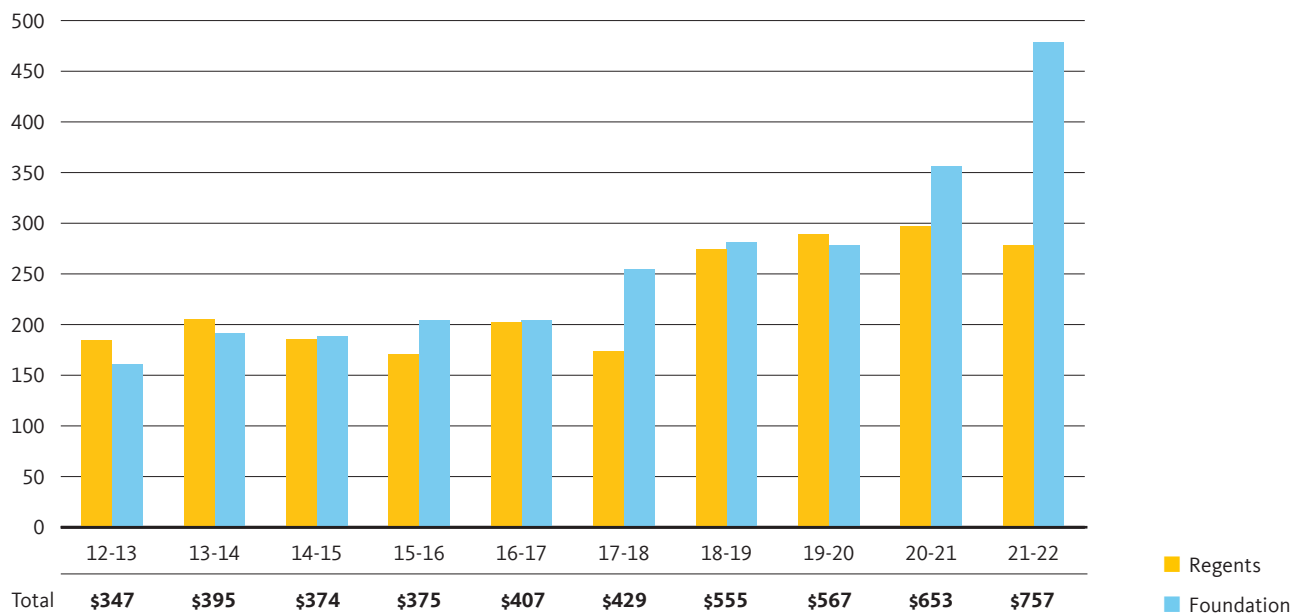
The strong numbers reveal an important story: vital changes are in motion for UC Berkeley's campus facilities, academic programs, student support and research endeavors. "The story of giving in FY22 is one of breadth and depth," said Chancellor Christ in an email to the UC Berkeley community. "Together we are providing new opportunities for housing and enhancing the path to meaningful careers and greater equity in athletics."

In FY22, extraordinary donor support facilitated changes to the UC Berkeley campus grounds and programmatic offerings that will have important repercussions for generations of students and researchers to come:

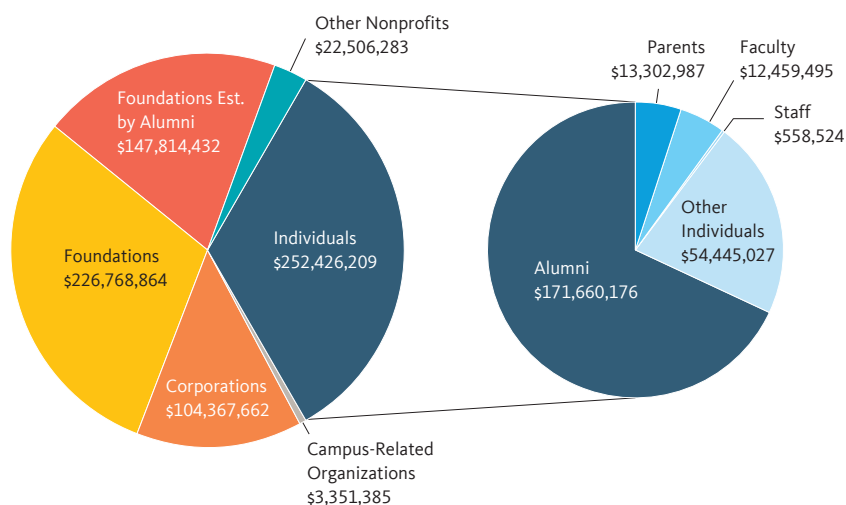
- UC Berkeley's single largest gift ever — from the Helen Diller Family Foundation — will build a new, approximately 800-bed residence hall, specifically for students who transfer to UC Berkeley from community colleges, at an estimated total cost of \$300 million. Campus leaders and friends broke ground on Anchor House in February 2022. The building will be finished in 2024.
- The Dr. Herbert and Nicole Wertheim Family Foundation's extraordinary \$50 million gift — the largest to any school of optometry in the country — is a game-changer. The Wertheim gift is the seed of a 10-year, \$100 million investment in optometry that will expand the school's offerings and help position the profession as a central aspect of health care. To honor this extraordinary gift, the school was named the Herbert Wertheim School of Optometry and Vision Science.
- UC Berkeley's new Engineering Student Center was launched with a \$30 million challenge match grant from an anonymous donor. The new center will expand and update the existing Bechtel Engineering Center, built more than 40 years ago. The total cost of \$95 million will be covered by philanthropy, and with \$74 million raised to date, we are very close to achieving that goal.
- In the year of the 50th anniversary of Title IX, the campus celebrated the successful completion of the Cal Athletics' \$8 million Gender Equity Campaign. Contributions help level the playing field in Cal sports by supporting the development of new facilities for women's volleyball and softball. The Banatao family provided the closing gift of \$1 million to support a new volleyball facility.
- UC Berkeley also celebrated a very successful Big Give, the campus's eighth 24-hour fundraising blitz. On March 9, 14,732 individual donors — a 15 percent increase — raised \$20,739,038 — a 70 percent increase from the previous year. Notably, 2,700 donors made a gift for the first time.
- Visit light.berkeley.edu for more inspiring stories.

Total giving

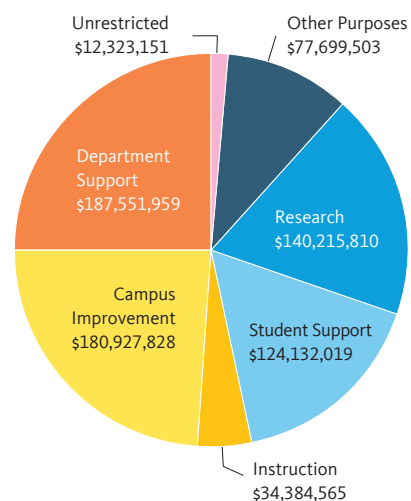
MILLIONS



Gift source



Gift purpose



Reporting conventions

	17-18	18-19	19-20	20-21	21-22	2021-22 Totals
Cash (CAE)	PLEDGE PAYMENTS					
	\$104,949,474	\$216,172,848	\$131,101,334	\$199,309,434	\$263,681,451	\$757,234,834
Accrual (REGENTS)	NEW OUTRIGHT GIFTS					
	\$324,102,544	\$339,052,767	\$435,866,834	\$453,356,805	\$493,553,384	\$1,185,975,429
	NEW PLEDGES					
	\$153,592,667	\$217,009,252	\$492,484,137	\$301,194,838	\$692,422,045	



UC DAVIS 2021–22

Donors at UC Davis unlocked a new level of charitable giving last year, setting a fundraising record of \$323 million in 58,556 gifts and pledges from 32,434 people. This includes the largest gift in university history given by individual donors: \$50 million for agricultural innovation.

By cash reporting standards, UC Davis raised \$198,420,555; by accrual reporting standards, it raised \$228,073,353. Of the cash reporting total, \$13,903,764 went to direct student support — scholarships, awards and emergency funds — in addition to gifts that will advance educational opportunities through new capital projects and faculty funding.

Noteworthy gifts include:

- **\$50 million for agricultural innovation** — Philanthropists Lynda and Stewart Resnick, co-owners of The Wonderful Company, have pledged \$50 million to build the Lynda and Stewart Resnick Center for Agricultural Innovation, with \$10 million of the Resnicks' gift to be directed toward annual competitive research grants. Once built, the new hub will house classrooms, research and lab spaces, and student career advising to address today's most pressing challenges in agriculture and environmental sustainability.
- **\$8 million for endowed deanship and undergraduate students** — Alumni couple Joelle '89 and Michael Hurlston '88, M.B.A. '90, M.S. '91, established the first endowed deanship on the UC Davis campus in the Graduate School of Management, in addition to supporting the Diane Bryant Engineering Student

Design Center in the College of Engineering, the Internship and Career Center, and the Aggie Compass Basic Needs Center.

- **\$5 million for comprehensive wellness** — Sacramento businessman Jim Anderson gave to establish the Office of Wellness Education at the School of Medicine, in addition to the Jacquelyn S. Anderson Endowed Chair in Wellness in honor of his late wife. The office will offer resources to the UC Davis Health community and people from Sacramento and beyond to help them prevent illness and lead longer, healthier lives.

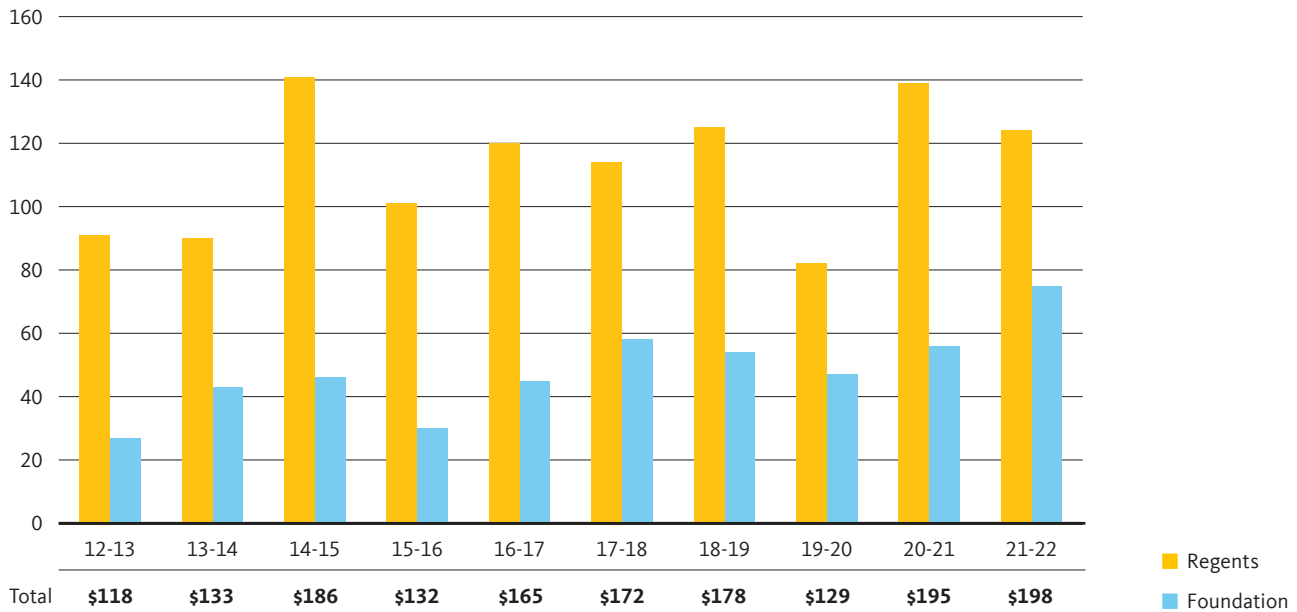
The College of Agricultural and Environmental Sciences led fundraising totals across the university with a record \$103.8 million. Top fundraisers overall included the School of Veterinary Medicine, \$61.7 million; and UC Davis Health, \$50 million.

This year's Give Day brought in \$4.2 million, setting a record for the third consecutive year with more than 6,800 donors contributing. Employee giving is also among the fastest-growing donation categories, with more than \$3 million given in 2021-22 by campus and UC Davis Health faculty and staff — up from some \$1.7 million the year prior.

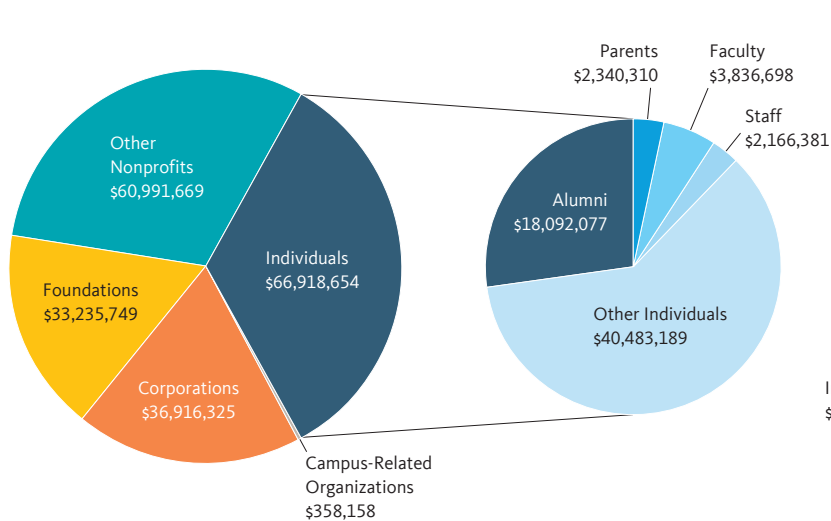
In October 2020, UC Davis publicly launched its \$2 billion comprehensive campaign, "Expect Greater: From UC Davis, for the World," which has raised over \$1.7 billion from more than 115,000 donors. The campaign is advancing work to prepare future leaders, sustain healthier communities and bring innovative solutions to today's most urgent challenges.

Total giving

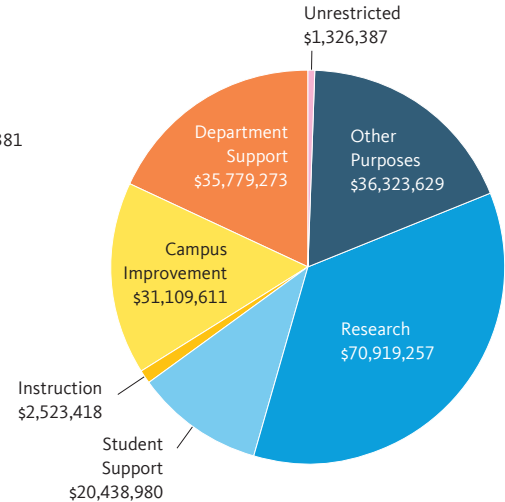
MILLIONS



Gift source



Gift purpose



Reporting conventions

	17-18	18-19	19-20	20-21	21-22	2021-22 Totals
Cash (CAE)	PLEDGE PAYMENTS					
	\$30,805,021	\$28,088,685	\$15,601,481	\$26,315,187	\$35,532,461	\$198,420,555
Accrual (REGENTS)	NEW OUTRIGHT GIFTS					
	\$141,518,644	\$150,084,410	\$113,164,476	\$168,618,211	\$162,888,094	\$228,073,353
	NEW PLEDGES					
	\$26,610,237	\$26,115,668	\$71,405,543	\$64,206,529	\$65,185,259	



UC IRVINE 2021–22

UC Irvine celebrated its second-highest fundraising year ever, raising \$192 million (accrual), or \$254 million (cash). The fiscal year 2021–22 amount gives a significant boost to UC Irvine’s Brilliant Future campaign, an ambitious fundraising and alumni engagement effort publicly launched in October 2019 that has ushered in some of the university’s highest fundraising years. To date, nearly 87,000 supporters have given over \$1.32 billion to the campaign — almost two-thirds of its \$2 billion goal.

Gifts received went to the four objectives of the Brilliant Future campaign: advancing the American dream for students, transforming health care and wellness, accelerating world-changing research, and exploring the human experience. One of the largest giving designations in 2021–22 was for campus improvement, a category that saw a 300 percent increase in total donation amount over the prior year: \$65.7 million vs. \$16 million. The amount raised for research also saw an uptick from the previous year, from \$36.2 million to \$45.9 million.

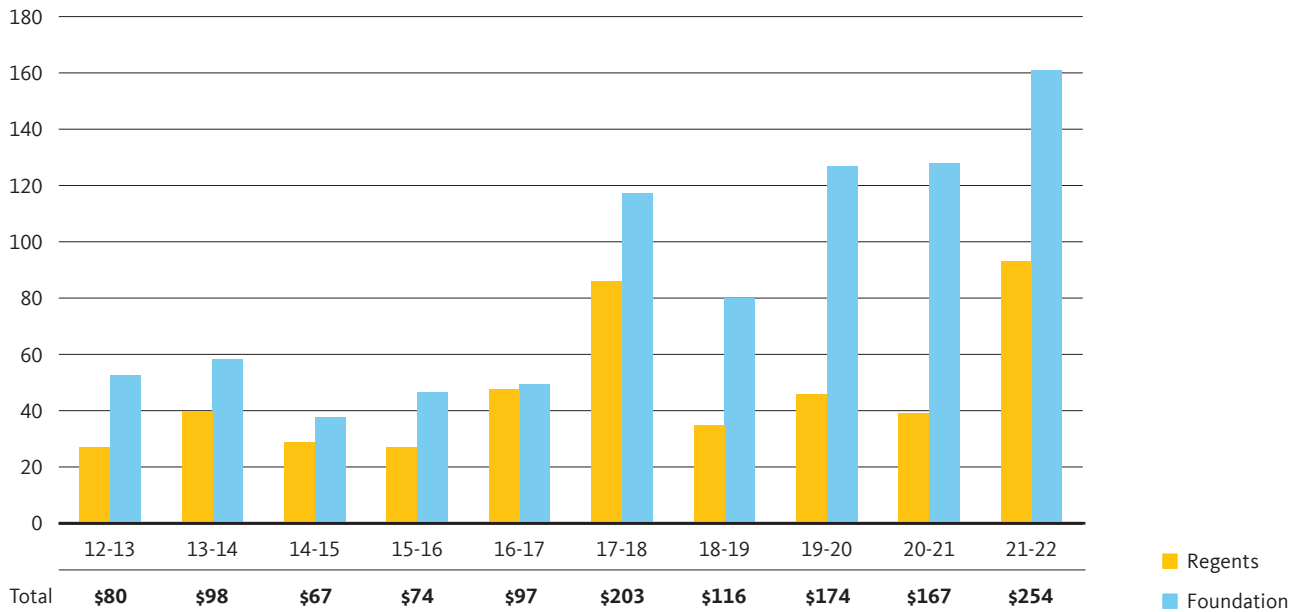
“I am extraordinarily grateful to our donors for investing in UC Irvine’s impactful research, teaching, patient care and public service mission,” said Brian Hervey, vice chancellor for University Advancement and Alumni Relations and president of the UCI Foundation. “The support we received will dramatically affect our students, faculty, staff and patients.”

Major donations that helped make 2021–22 a banner year for private support included:

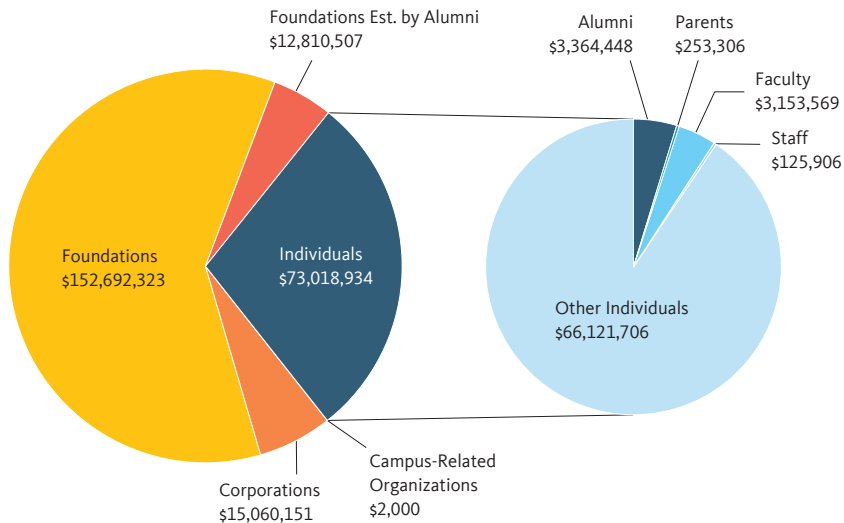
- \$30 million from the Falling Leaves Foundation, established by professor Robert A. Mah and Dr. Adeline Yen Mah, to fund an innovative UC Irvine medical research building.
- \$20 million from Joe C. Wen and his family to name the new Joe C. Wen & Family Center for Advanced Care at the UCI Health – Irvine medical complex.
- \$11 million from the Jacobs Foundation to create a collaborative network to help tailor digital technologies for children.
- \$3 million from the Sue J. Gross Foundation to advance nursing training and education.
- \$3 million from Stacey Nicholas to further the School of Education’s ambitious projects for improving environmental and climate change literacy in California’s classrooms.
- Multimillion dollar gift from Ralph and Sue Stern to support a cancer center at UCI Health – Irvine.
- Visit brilliantfuture.uci.edu/report for more impactful stories.

Total giving

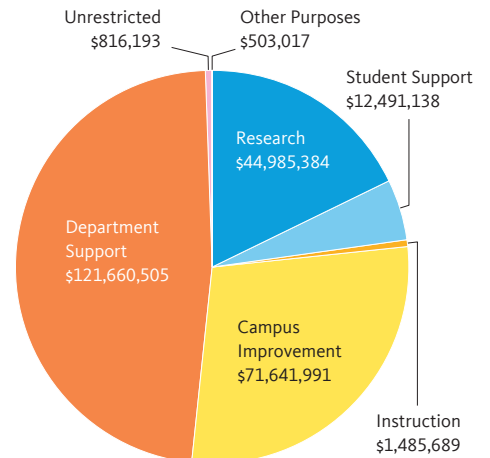
MILLIONS



Gift source



Gift purpose



Reporting conventions

	17-18	18-19	19-20	20-21	21-22	2021-22 Totals
Cash (CAE)	PLEDGE PAYMENTS					
	\$64,808,059	\$16,697,217	\$75,081,915	\$68,209,562	\$147,894,433	\$253,583,916
	NEW OUTRIGHT GIFTS					
Accrual (REGENTS)	\$138,587,345	\$98,902,322	\$98,459,030	\$98,526,515	\$105,689,483	\$192,485,651
	NEW PLEDGES					
	\$21,439,577	\$34,137,548	\$23,176,001	\$65,064,291	\$86,796,168	



UCLA 2021–22

UCLA gained additional momentum in fiscal year 2021–2022 from far-sighted donors whose philanthropy strengthened the university's fulfillment of its mission in the areas of teaching, research and service.

UCLA raised \$762 million in cash. A total of \$658 million in new gifts and pledges resulted from more than 74,000 gifts, 94 percent of which were less than \$10,000 while gifts of \$1 million or more numbered 102. Alumni accounted for more than 50 percent of individual donors. A cumulative 34,824 online gifts totaled \$19 million.

As ever, donors were inspired to support scholarships and student initiatives. A lead gift of \$1 million came from two alumni dedicated to ensuring that every student thrives. Their support will help create a new basic needs center for the benefit of the 1 in 10 Bruins who access short-term loans, housing assistance, food security programs and other services. Herb Alpert and Lani Hall reinvested in the UCLA Herb Alpert School of Music; their \$5 million gift will transform 46 practice rooms into high-quality, acoustically crafted spaces where artists will hone their craft, create and experiment.

Donors expressed their enduring commitment to the academic study of community and culture. Philanthropic efforts in support of Black Life, Teaching and Research generated \$16.5 million, funding initiatives in the UCLA Fielding School of Public Health, the UCLA Anderson School of Management, UCLA's Black Bruin

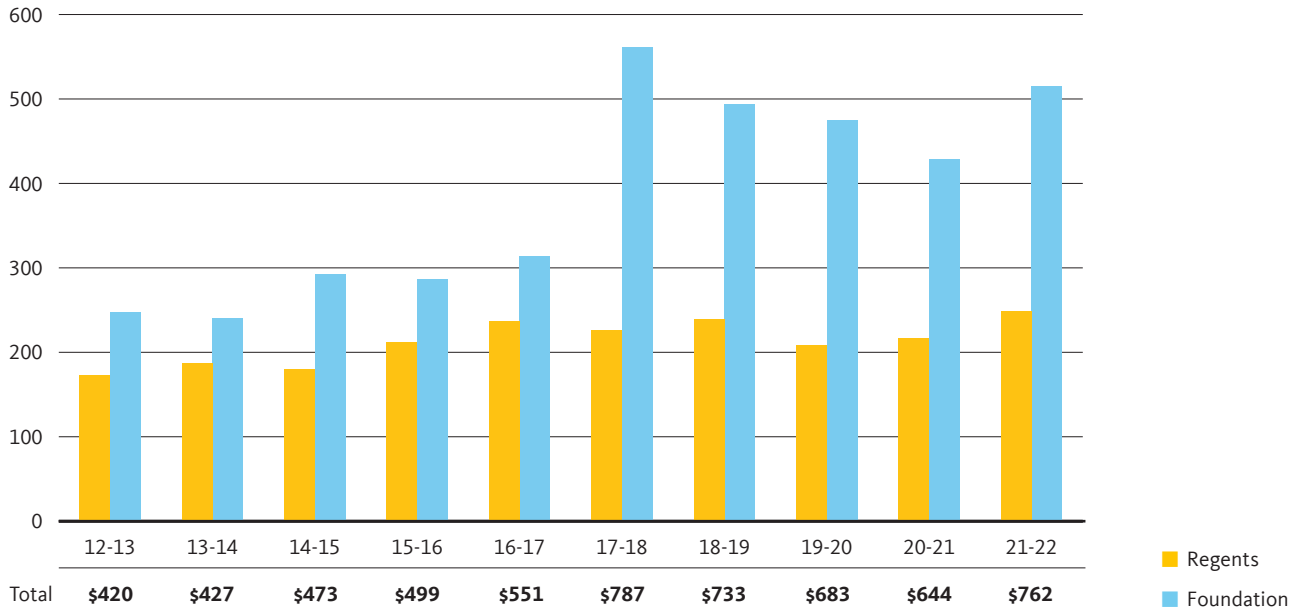
Resource Center and other areas. A \$4.26 million gift from the Federated Indians of Graton Rancheria created two endowed chairs in tribal law at UCLA School of Law. The Institute of American Cultures, home to UCLA's American Indian, Asian American, Chicano and African American studies centers, raised \$6.9 million.

Support from donors helped to broaden still more horizons of learning. The interdisciplinary UCLA Rothman Family Institute for Food Studies, funded by an anonymous gift of \$13.5 million, brings together faculty, staff, students, chefs and community members to tackle food challenges in pursuit of a healthier population and planet. Dr. Bronwyn Bateman, a former professor of ophthalmology and pediatrics at the David Geffen School of Medicine at UCLA, committed \$10 million to establish the UCLA Bronwyn Bateman Center for Ocular Genetics to advance clinical and translational science in ocular genetics at the UCLA Stein Eye Institute. At the UCLA Samueli School of Engineering, the Chan Zuckerberg Initiative pledged \$21 million to progress the UCLA Institute for Carbon Management's ongoing projects, including the operation of SeaChange, a technology for removing carbon dioxide from sea water, at the Port of Los Angeles.

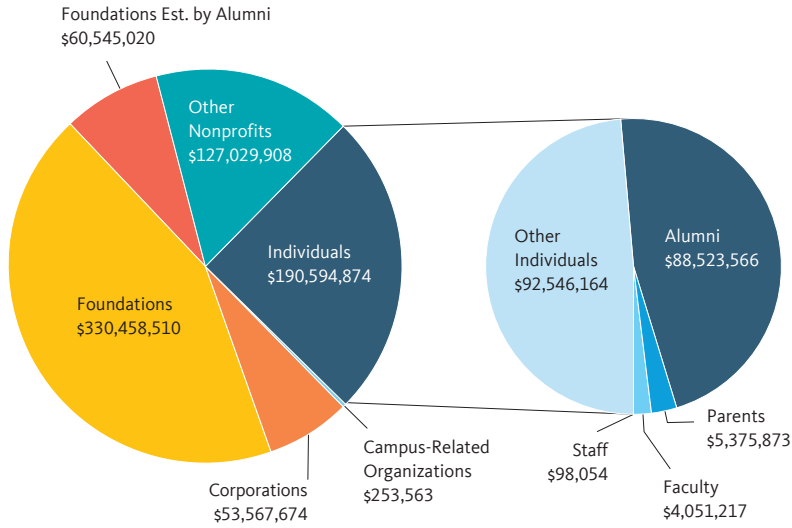
It was a year of reengagement and renewal during which UCLA built on its foundation to realize its most ambitious and optimistic visions for the betterment of California, the nation and the world.

Total giving

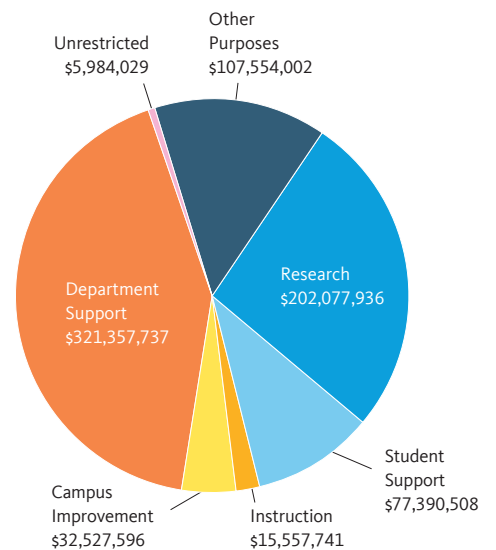
MILLIONS



Gift source




Gift purpose



Reporting conventions

	17-18	18-19	19-20	20-21	21-22	2021-22 Totals
Cash (CAE)	PLEDGE PAYMENTS					
	\$465,950,184	\$423,816,633	\$351,432,578	\$317,059,923	\$402,852,023	\$762,449,549
Accrual (REGENTS)	NEW OUTRIGHT GIFTS					
	\$320,700,694	\$309,196,678	\$331,491,475	\$327,209,424	\$359,597,525	\$657,675,641
	NEW PLEDGES					
	\$559,726,209	\$488,929,317	\$353,382,722	\$283,983,559	\$298,078,116	



UC MERCED 2021–22

The extraordinary and sustained generosity of UC Merced donors resulted in outright gifts and pledge payments of \$11.9 million for the 2021–22 fiscal year, following a banner year that included MacKenzie Scott’s historic gift to campus and marking a more than 11 percent increase over 2019–20 totals.

Support for UC Merced’s promising and highly diverse undergraduates and graduate students remained a priority giving area, with several new scholarships and fellowships established, including endowments to assist students enrolling in the university’s new medical education program. Notable donor commitments, such as a gift from alumnus Eric Chen and the Chen Family Foundation, resulted in the creation of scholarship programs to support current and future students in the BS-MD pathway. This partnership among UC Merced, UCSF and UCSF Fresno aims to increase the number of physicians in the Central Valley and improve health care access and outcomes throughout the underserved region.

Private philanthropy also continued to advance opportunities for UC Merced students to engage in meaningful research and scientific investigations. The campus joined fellow University of California institutions Berkeley, Davis, San Francisco, and Santa Cruz as a partner university of the Achievement Rewards for College Scientists’ (ARCS) Northern California chapter, which will provide financial support to graduate students in the STEM fields.

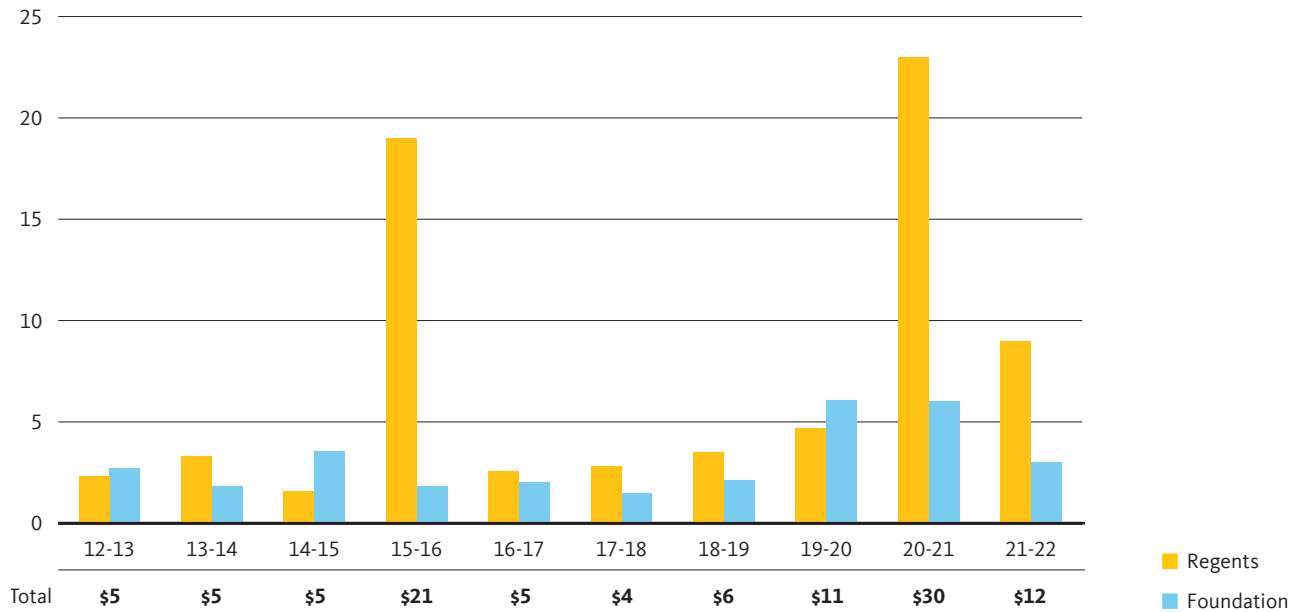
Additionally, UC Merced students interested in pursuing field research at one of the University of California Natural Reserve System (NRS) sites have access to financial assistance through the Swarth Fogel NRS Undergraduate Research Scholarship, thanks to the generosity of former university staff and faculty Christopher Swarth and Marilyn Fogel, who recently passed away.

Other philanthropic highlights include a historic grant from the James Irvine Foundation to the UC Merced Community and Labor Center (CLC). The \$6.5 million award supports the creation of a Worker Resource Center, which will focus on expanding public education of workers’ rights — an important priority in the Central Valley, where worker and environmental inequities are among the most prevalent in the nation.

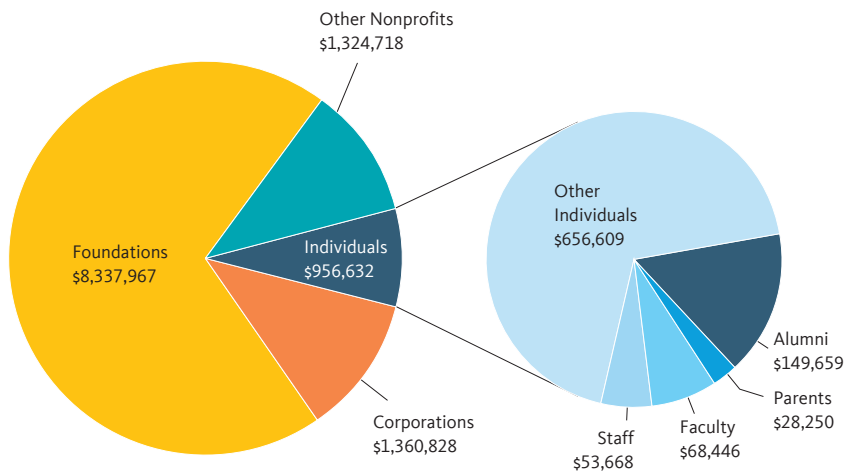
The past year also saw UC Merced begin planning for the public phase of “Boldly Forward,” the first comprehensive fundraising campaign in the university’s history. Philanthropy from the campus’ longtime donors, along with gifts from new and first-time supporters, have already allowed UC Merced to make significant strides toward its ambitious goal. Gifts from the university’s earliest and most dedicated partners and advocates have been particularly impactful, including a \$1 million pledge from Lance-Kashian & Company CEO and founding UC Merced Trustee Edward Kashian and his wife, Jeanne, to support student-success efforts in the region.

Total giving

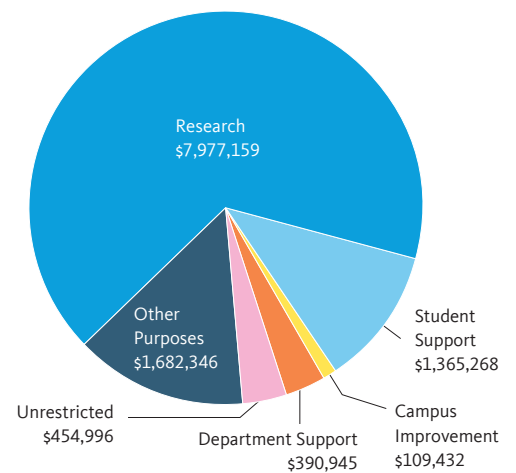
MILLIONS



Gift source



Gift purpose



Reporting conventions

	17-18	18-19	19-20	20-21	21-22	2021-22 Totals
Cash (CAE)	PLEDGE PAYMENTS					
	\$466,566	\$720,883	\$721,462	\$4,346,020	\$888,809	\$11,980,145
Accrual (REGENTS)	NEW OUTRIGHT GIFTS					
	\$3,844,872	\$4,894,578	\$10,058,627	\$25,154,503	\$11,091,336	\$13,006,254
	NEW PLEDGES					
	\$363,022	\$1,336,100	\$285,600	\$4,531,788	\$1,914,918	



UC RIVERSIDE 2021–22

For four consecutive years, U.S. News & World Report has named UC Riverside the top public university in the U.S. for social mobility. In October 2021, UC Riverside emphasized its dedication to student success with the launch of Beyond Brilliant. The fundraising initiative will raise \$50 million to support all aspects of student life through scholarships, fellowships, internships, study abroad programs, student facilities, health and a deeper sense of belonging.

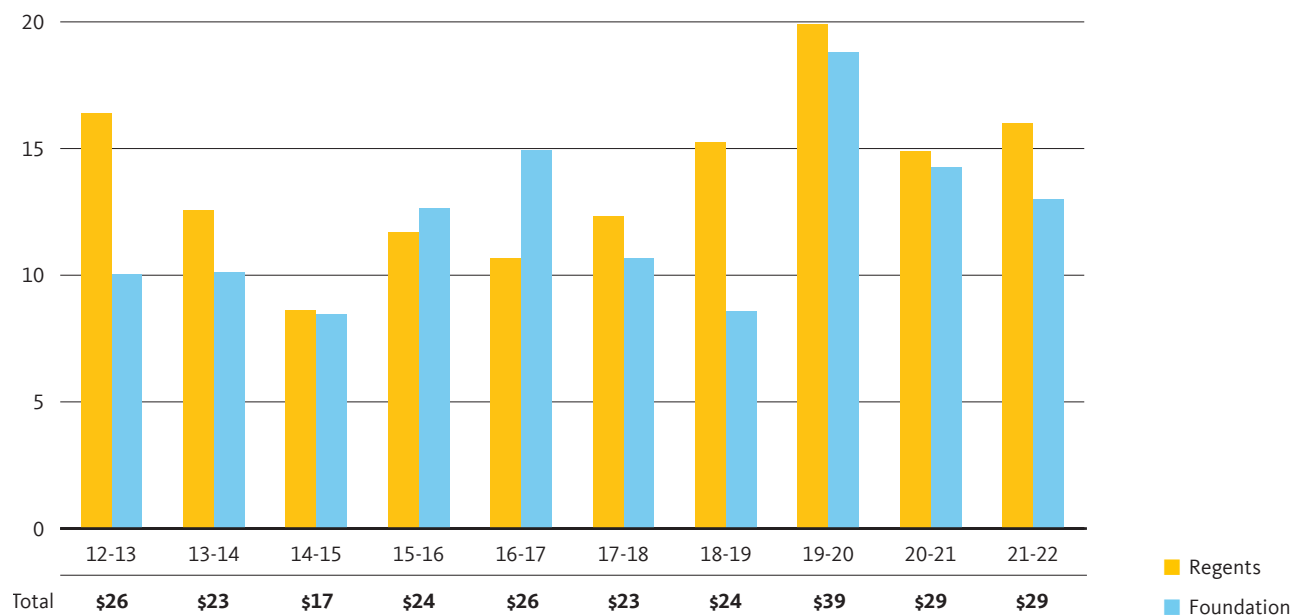
UC Riverside's Board of Trustees is leading the effort, with gifts from Erik Anderson and other trustees creating a dollar-for-dollar match designed to motivate donors by increasing the impact of their gifts.

Thanks to a growing community of supporters, UC Riverside continues to provide opportunities for students to shine brilliantly on campus and beyond. Some of the year's philanthropic highlights include:

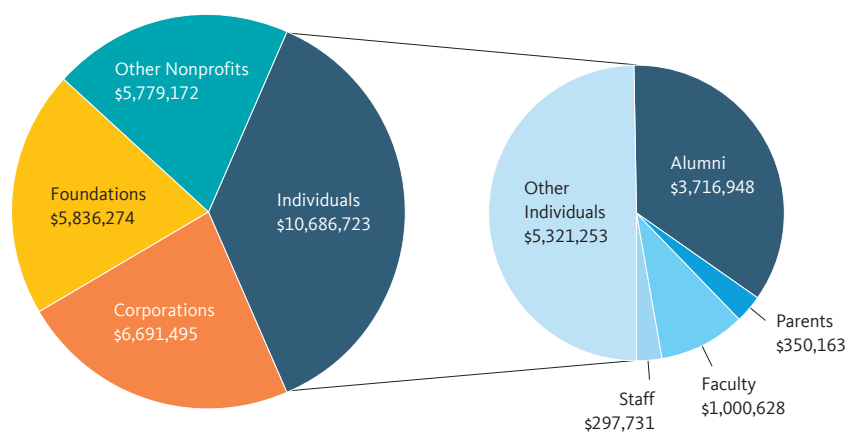
- A forward-thinking \$3.6 million planned gift from the Daniel and Esther Hays Charitable Remainder Unitrust for the Esther and Daniel Hays Endowed Chair in Environmental Research and Howard H Hays, Sr. Memorial Scholarship Fund.
- Continued partnership with the Inland Empire Health Plan, which donated \$2.6 million in 2020 and 2021 to provide 23 Mission Awards in the UC Riverside School of Medicine. Mission Awards cover medical education tuition and fees in exchange for a student's commitment to practice as a primary care physician in Inland Southern California for at least five years, alleviating the physician shortage in the region.
- An impactful \$2 million gift from trustees Teresa and Byron Pollitt ('74 and '73, respectively) will aid Highlanders pursuing education abroad opportunities, broadening intercultural awareness and preparing students for work in a global economy.
- A \$1.5 million gift from the John and Elizabeth Leonard Family Foundation for the John E. and Elizabeth S. Leonard Chair in Biochemistry and \$300,000 for the Leonard Family Fellowship Challenge Fund supporting graduate student fellowships in the College of Natural and Agricultural Sciences.
- A mission-driven \$600,000 planned gift from Jack Foster will create the Foster-McIlveen Endowed Scholarship for students who demonstrate academic excellence and interest in fields of study which improve the well-being of themselves, others and the planet.
- A \$525,000 gift of renewed support by philanthropist Pamela Rubin for the Mark and Pam Rubin Mission Scholarship Fund in the UC Riverside School of Medicine.
- An inspiring \$489,000 planned gift to the UC Riverside Library from Ann Kelsey '68, who served as a civil librarian for the U.S. Army during the Vietnam War, will fund a technology advancement endowment to strengthen the library's programs and services.
- The generous Highlander community rallied together to make Giving Tuesday 2021 another record-breaking day of giving for the fifth year in a row. Nearly 2,000 donors — almost half making their first gift to UC Riverside — collectively gave \$388,273 for funds across campus.

Total giving

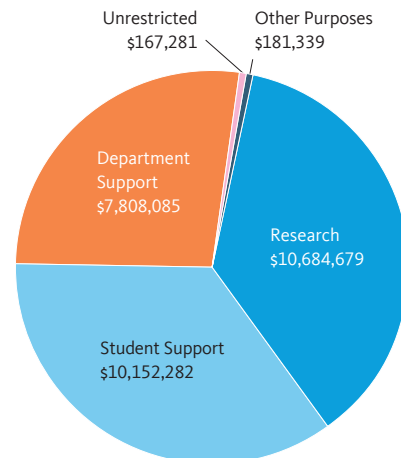
MILLIONS



Gift source



Gift purpose



Reporting conventions

	17-18	18-19	19-20	20-21	21-22	2021–22 Totals
Cash (CAE)	PLEDGE PAYMENTS					
	\$4,084,393	\$4,389,424	\$13,716,176	\$3,823,124	\$14,110,719	\$28,993,665
Accrual (REGENTS)	NEW OUTRIGHT GIFTS					
	\$18,926,811	\$19,453,053	\$25,032,428	\$25,377,045	\$14,882,946	\$33,668,382
	NEW PLEDGES					
	\$14,394,796	\$7,475,546	\$10,750,797	\$6,764,021	\$18,785,436	



UC SAN DIEGO 2021–22

The Campaign for UC San Diego concluded June 30, 2022, with \$3.05 billion raised. UC San Diego became the nation's youngest university to reach a multibillion-dollar fundraising goal in a single campaign, raising \$1 billion more than the initial \$2 billion goal. The Campaign also built a stronger culture of philanthropy with more than 164,000 donors contributing.

The final year of the Campaign broke records in more ways than one. \$420 million was raised in FY 2021–22 towards the campaign, surpassing \$400 million for the first time and marking the fifth consecutive year of record-breaking fundraising. This included \$167.7 million for health sciences, \$174.5 million for the general campus and \$77.6 million for other initiatives. The campus raised a total of \$390.2 million on the cash reporting standard.

The Chancellor's Scholarship and Fellowship Challenge met its goal in March and Chancellor Pradeep K. Khosla extended the challenge through June 30, 2022, ending the year with \$21 million raised in gifts and match. This includes support from Sandra Timmons '81 and Richard Sandstrom '72, Ph.D. '78, through the Timmons/Sandstrom Chancellor's Associates Endowment Challenge. \$68.5 million was raised for student support and success in total.

We continued building connections between our campus and the community. More than \$86.9 million was raised to support these efforts, including two \$1 million gifts from Phyllis and Dan

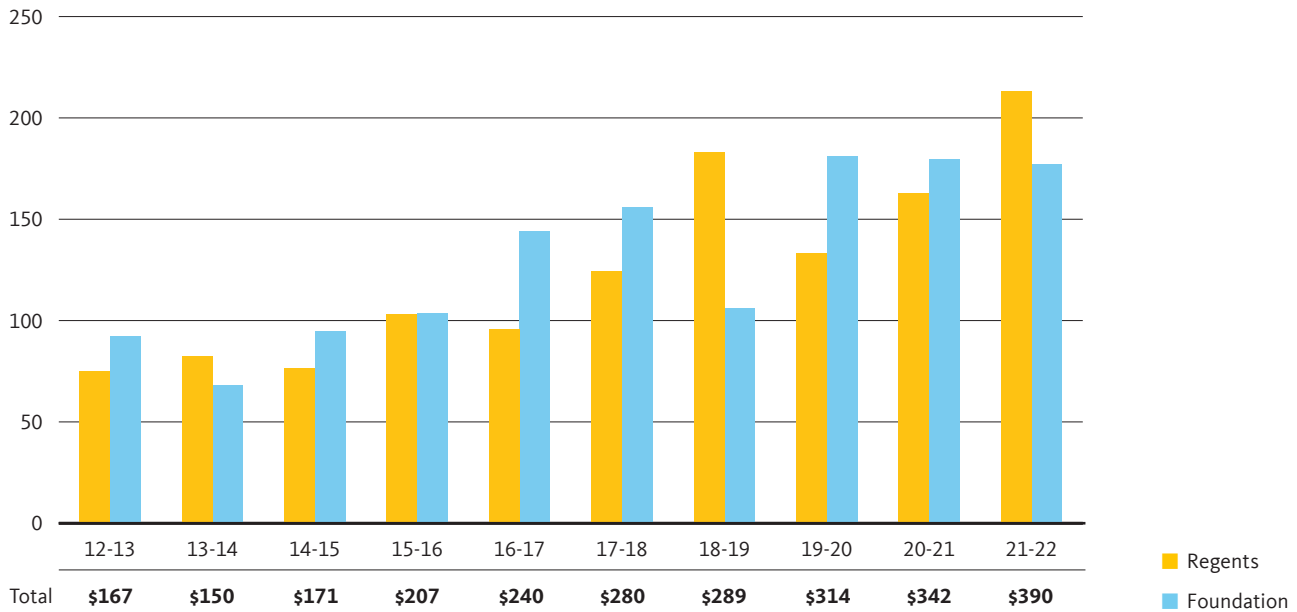
Epstein and Hanna and Mark Gleiberman for the Homelessness Hub at UC San Diego, the region's first large-scale, university-based homelessness research and data hub. UC San Diego Park & Market came to life thanks in part to David and Claire Guggenheim's \$1 million gift to support arts and education.

As a university known for curiosity, it's no surprise that the campus raised \$262.3 million for research and innovation. A \$7.5 million gift from Alena and David Goeddel '72 established the Goeddel Family Technology Sandbox — part of a partnership with Thermo Fisher Scientific providing students training on leading-edge technology. Sally T. WongAvery '75 gave \$10 million to the UC San Diego Library to support East Asian scholarship and collections. More than \$9.3 million in total grants from the Bill and Melinda Gates Foundation supported research across campus, including efforts to fight the spread of malaria worldwide.

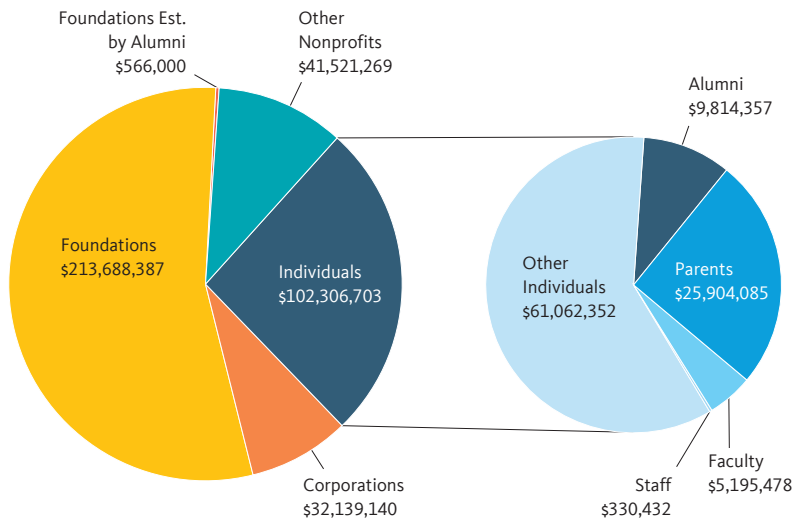
UC San Diego Health also advanced research, education and clinical care. A \$50 million gift from Daniel and Phyllis Epstein, split between UC San Diego and USC, established the Epstein Family Alzheimer's Research Collaborative. Darlene Shiley's \$10 million gift will expand Shiley Eye Institute's clinical space and Richard and Carol Dean Hertzberg gave \$1.8 million to the Dean-Hertzberg Breast Cancer Database System at Moores Cancer Center, combining data to help researchers study breast cancer.

Total giving

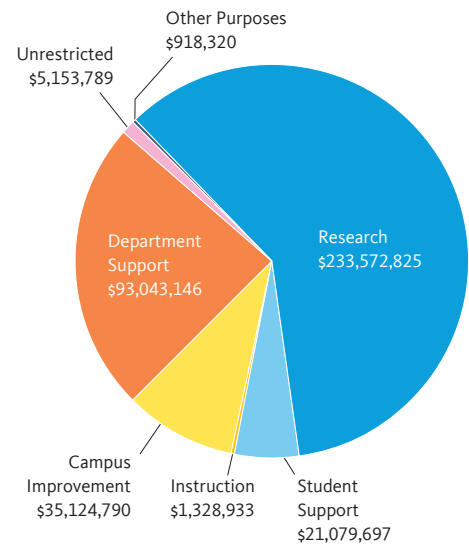
MILLIONS



Gift source



Gift purpose



Reporting conventions

	17-18	18-19	19-20	20-21	21-22	2021-22 Totals
Cash (CAE)	PLEDGE PAYMENTS					
	\$55,350,587	\$41,488,506	\$44,841,111	\$51,707,655	\$62,864,777	\$390,221,500
Accrual (REGENTS)	NEW OUTRIGHT GIFTS					
	\$224,651,374	\$247,545,261	\$268,801,029	\$290,585,319	\$327,356,723	\$374,307,832
	NEW PLEDGES					
	\$61,146,868	\$36,048,063	\$26,480,428	\$86,173,957	\$46,951,110	



UC SAN FRANCISCO 2021–22

UC San Francisco (UCSF) is grateful to our philanthropic community for continuing to help us advance our leadership in world-class patient care, groundbreaking research and training future leaders in the health sciences.

In FY 22, UCSF received 44,780 gifts from 46,653 donors; acquired 9,077 new donors, raised \$767.6 million in cash; and secured \$874 million in new gifts and pledges. We received \$2 million in annual gifts and outright gifts from UCSF staff members totaling \$465,193.

Donors to UCSF are fueling the future of health care. In FY 22, UCSF was fortunate to receive extraordinarily generous commitments to the UCSF Comprehensive Parnassus Heights Plan (CPHP), which will transform our historic campus over a 30-year timespan. The CPHP includes the construction of a new hospital at the UCSF Helen Diller Medical Center, which will increase our capacity to serve emerging patient needs and provide best-in-class care informed by the latest breakthroughs in research. A new research building and an improved arrival experience at Irving Street also form Phase 1 of the campus transformation.

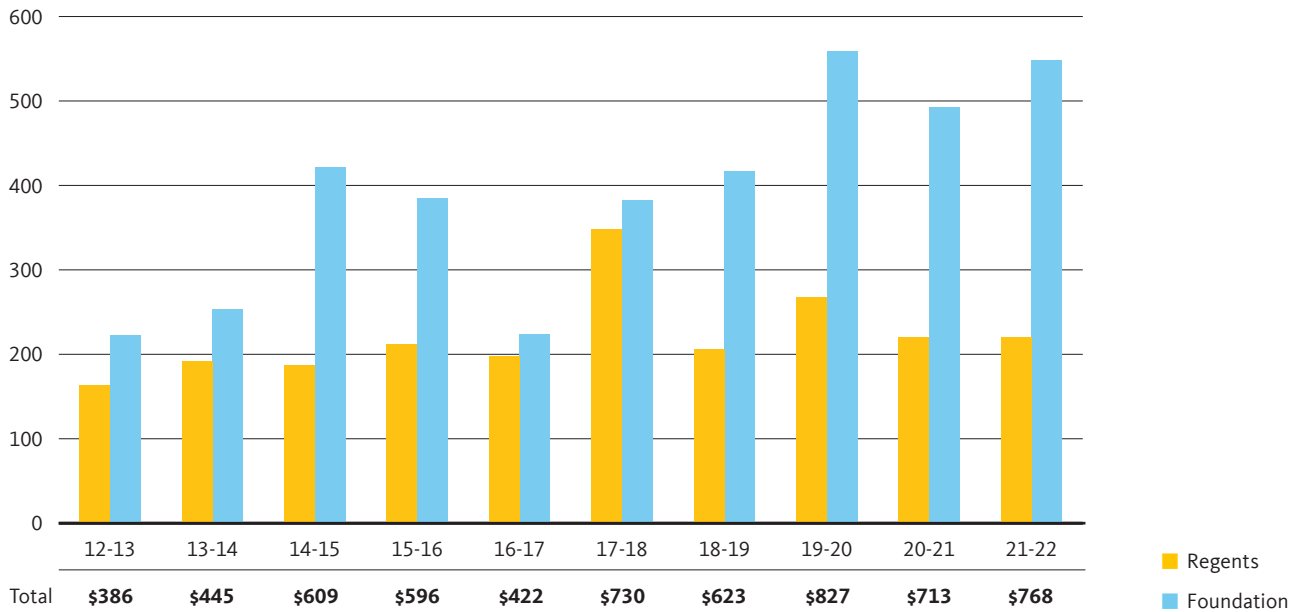
The visionary commitments to the Parnassus Heights Plan in FY22 include \$200 million from anonymous donors, \$40 million from UCSF Foundation Board Chair Philip Hammaraskjold and Alicia Hammaraskjold, and \$20 million from UCSF Foundation Board member Pete Briger and Devon Briger.

Additional fiscal year highlights include:

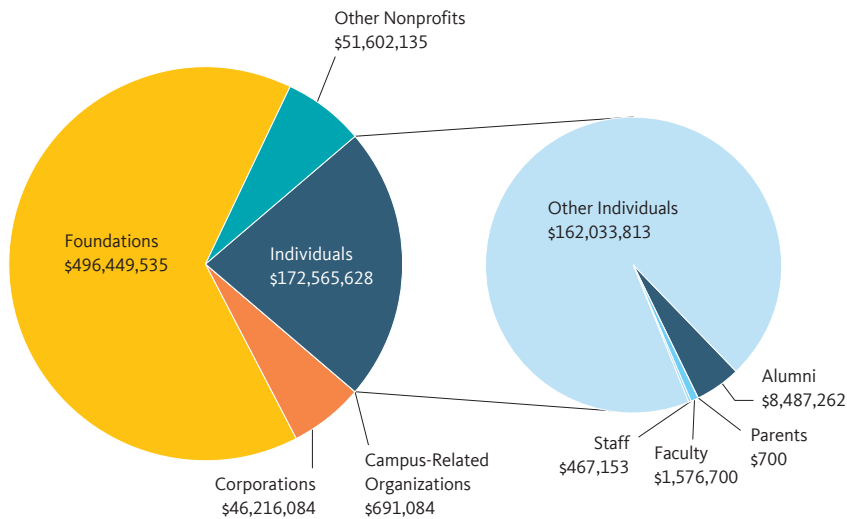
- A groundbreaking \$25 million commitment to UCSF from an anonymous donor, together with their \$25 million commitment to UC Berkeley, has created the Computational Precision Health program, the first joint Ph.D. program between two UC campuses.
- Loren and Michael Gordon made a game-changing, \$7 million gift to the UCSF Diabetes Center to foster collaborative research focused on beta cell replacement therapy, with the hope of transforming this treatment for patients with Type 1 diabetes.
- Longtime San Francisco Unified School District psychologist, Joyce M. Joseph, left an inspiring \$7.6 million bequest to establish the Joyce M. and Julia Joseph Endowed Scholarship, which will be shared equally between the UCSF Schools of Medicine and Dentistry.
- An exciting \$6 million gift from Jan Ellison Baszucki and David Baszucki will launch the Baszucki Lymphoma Therapeutics Initiative to increase the effectiveness and availability of chimeric antigen receptor T-cell (CAR T) therapy.
- UCSF Benioff Children's Hospital Oakland's Comprehensive Sickle Cell Center of Excellence received a significant \$2 million anonymous gift to expand the laboratory database, develop enhanced tools to manage patients' symptoms, and fund the monitoring of patients at risk of stroke.
- The Shurl and Kay Curci Foundation donated \$1.75 million to create an impactful new scholarship fund, which supports women and international students pursuing basic science research at UCSF who are ineligible for federal funding.

Total giving

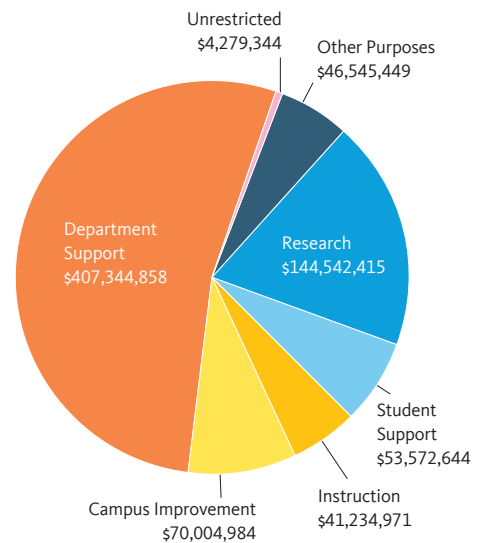
MILLIONS



Gift source



Gift purpose



Reporting conventions

	17-18	18-19	19-20	20-21	21-22	2021-22 Totals
Cash (CAE)	PLEDGE PAYMENTS					
	\$281,357,061	\$309,383,668	\$398,906,374	\$364,664,508	\$352,417,104	\$767,524,666
Accrual (REGENTS)	NEW OUTRIGHT GIFTS					
	\$448,910,950	\$313,367,604	\$427,752,167	\$348,232,688	\$415,107,562	\$873,992,402
	NEW PLEDGES					
	\$736,519,075	\$447,607,063	\$543,181,042	\$220,744,553	\$458,884,840	



UC SANTA BARBARA 2021–22

The commitment of UC Santa Barbara trustees, alumni, parents, staff, faculty, volunteers and supporters worldwide plays a key role in the now — and in the future — of the university.

Their generosity this year was tremendous: The campus received \$98,946,953 in cash, altogether raising \$118,251,284 in new gifts and pledges between July 1, 2021, and June 30, 2022. It is the eighth consecutive fiscal year that UC Santa Barbara has reached or surpassed \$100 million in fundraising, averaging \$119 million over that same period.

The campus's momentum continues to build.

The UC Santa Barbara alumni community for the ninth consecutive year made up at least 10 percent of dollars raised. For 2022, alumni gifts represented 15 percent of total dollars raised — \$17.8 million altogether. Alumni donors also accounted for 46 percent of the total number of gifts received this fiscal year.

Over the last three years, the UC Santa Barbara Foundation Board of Trustees has propelled our Student Advantage Initiative to generate \$40 million in philanthropic gifts. More than \$12 million in student support — \$1.4 million of that from trustees — was raised in 2022 alone. In total, foundation trustees contributed \$7.5 million in new gifts and pledges for 2021–2022.

In six of the last seven years, UC Santa Barbara has received 20 or more gifts of \$1 million or more; leadership giving is a hallmark of the university's fundraising success. This year the campus benefited from 24 leadership gifts, including a \$60-million pledge from Marc and Lynne Benioff to support ocean science research and solutions.

Planned giving remains a vital component of the university's fundraising efforts, this year accounting for \$10.4 million in new commitments or matured estates.

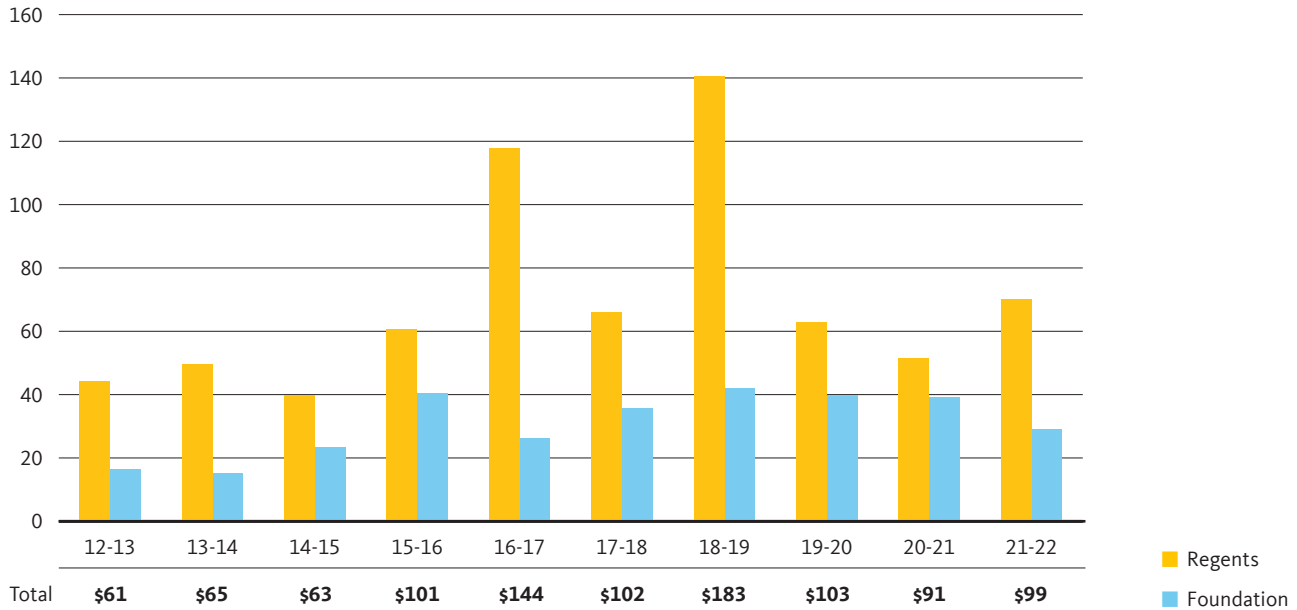
Philanthropy at all levels is essential to the campus, as every gift, of any size, helps immensely to advance the university. UC Santa Barbara Give Day, an all-digital fundraising drive, returned this year and was a resounding success, raising more than \$6 million through 1,725 gifts in just 24 hours.

The university's endowment, as of June 30, 2022, stood at \$539 million, down slightly from market highs in December.

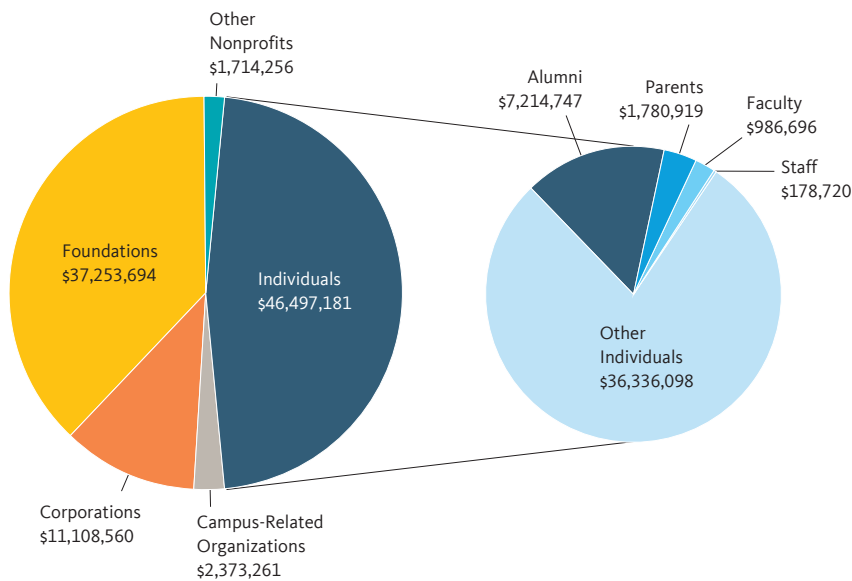
The outpouring of generosity from the UC Santa Barbara community is a reflection of a shared appreciation for a great institution.

Total giving

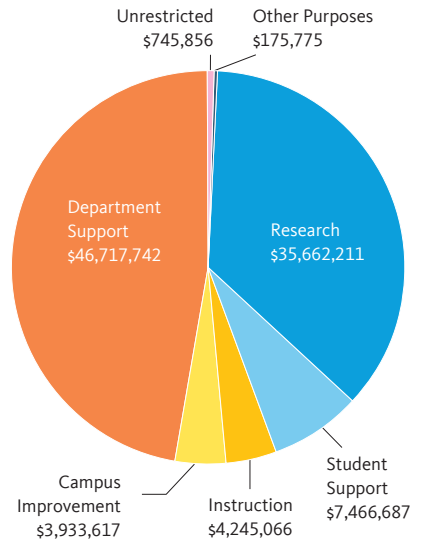
MILLIONS



Gift source



Gift purpose



Reporting conventions

	17-18	18-19	19-20	20-21	21-22	2021-22 Totals
Cash (CAE)	PLEDGE PAYMENTS					
	\$43,472,689	\$38,858,698	\$33,029,880	\$25,338,311	\$41,349,919	\$98,946,953
Accrual (REGENTS)	NEW OUTRIGHT GIFTS					
	\$58,357,777	\$143,708,863	\$69,773,052	\$65,585,443	\$57,597,034	\$118,251,285
	NEW PLEDGES					
	\$45,091,227	\$28,492,069	\$29,949,523	\$35,262,870	\$60,654,251	



UC SANTA CRUZ 2021–22

In Fiscal Year 2022, private philanthropy supported innovations in research, pathways for creativity, and access to life-changing educational opportunities at the University of California, Santa Cruz. Continuing an upward trajectory in securing vital external resources, the \$57.3 million in new commitments from 10,100 donors was among the largest totals in the history of the campus.

The Student Success Initiative, launched in fall 2021, raised more than \$22 million in its first year. The five-year initiative will broaden educational possibilities, augment undergraduate scholarships and graduate fellowships, and accelerate social mobility.

Additional highlights include:

- The naming of John R. Lewis College was made possible by a \$5 million anonymous gift inspired by the life and work of the late civil rights leader and congressman. The endowment advances the college's mission of justice and social equity through new and expanded programs. "This naming affirms our commitment to support our students in becoming agents for justice, equity, and inclusivity, and challenges us to live up to the values and to the spirit of positive social change embodied by Representative Lewis," said Chancellor Cynthia Larive.
- A \$1.9 million Andrew W. Mellon Foundation grant expanded "Visualizing Abolition," the nation's most ambitious art and prison abolition initiative. Led by the UC Santa Cruz Institute of Arts and Sciences director Rachel Nelson and feminist studies professor Gina Dent, this four-year program of exhibitions and curricula seeks to reimagine and rebuild the justice system.

- An endowed chair in music for film and other media was established by alumnus producer Kenneth Corday (Porter '75, aesthetic arts). The gift was inspired by his UC Santa Cruz music education, which was instrumental in his career. Corday previously established a chair in film and television writing.
- The unique, equity-focused programming and scholarly collaborations of the Center for South Asian Studies will grow thanks to a professorship endowed by longtime supporters Drs. Anu Luther Maitra and Thomas Kailath.
- A \$230,000 gift from Google to assistant professor Karen Miga's lab will improve diversity in the DNA sequences studied by the field of genomics. Miga earned recognition in 2022 for leading an international team to create the first gapless human genome reference sequence.

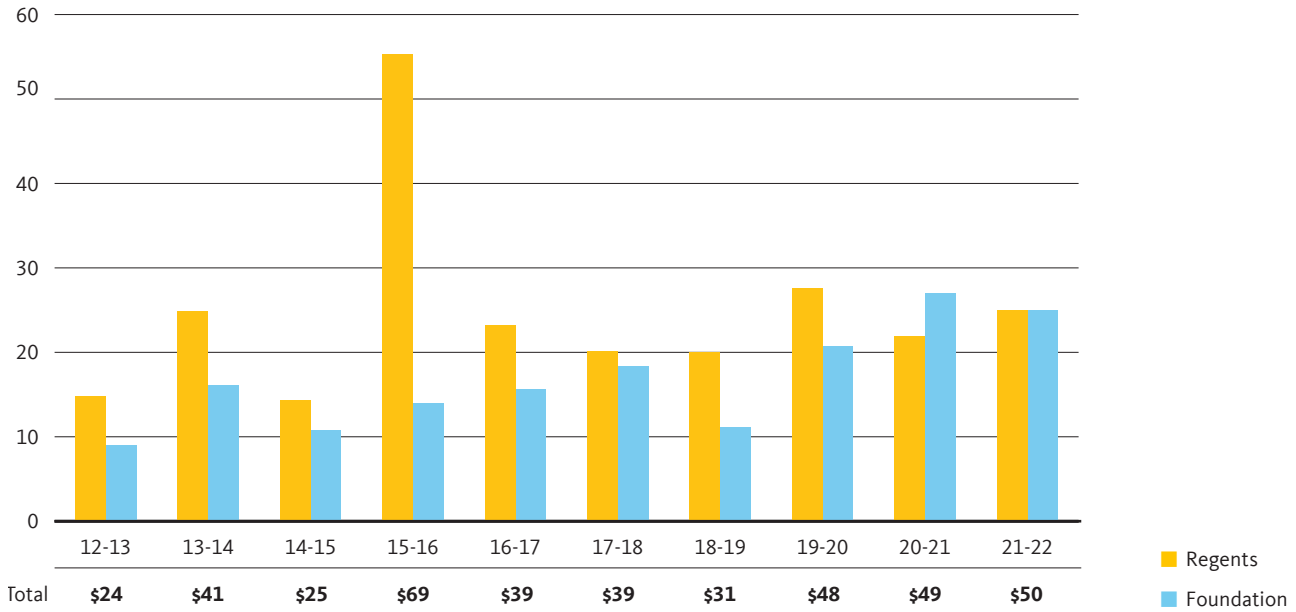
These accomplishments also provide pivotal experiences for students working alongside faculty to push societal and intellectual boundaries.

In an achievement for donor recruitment and retention, 3,610 donors raised a record of \$702,607 for student support and educational programs during Giving Day in November 2021.

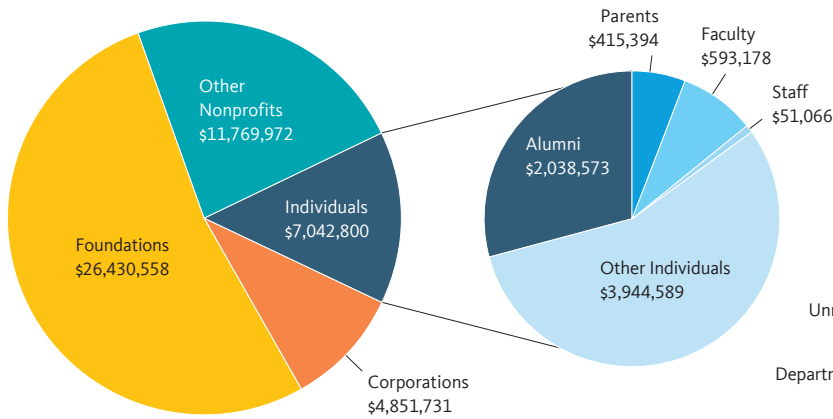
Outright gifts and pledges to UC Santa Cruz totaled \$52.8 million and secured planned gifts, primarily of real estate and IRAs, totaled \$4.5 million. Charitable remainder trusts represent a growing portion of these commitments. The cash reporting total was \$50.1 million.

Total giving

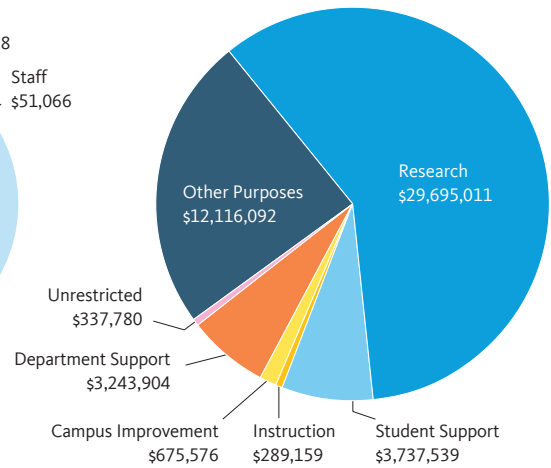
MILLIONS



Gift source



Gift purpose



Reporting conventions

	17-18	18-19	19-20	20-21	21-22	2021-22 Totals
Cash (CAE)	PLEDGE PAYMENTS					
	\$6,665,075	\$3,842,726	\$7,679,807	\$10,407,416	\$7,404,083	\$50,095,061
Accrual (REGENTS)	NEW OUTRIGHT GIFTS					
	\$31,848,785	\$27,229,597	\$40,586,901	\$38,460,578	\$42,690,978	\$52,809,800
	NEW PLEDGES					
	\$6,706,635	\$12,199,757	\$5,996,047	\$7,449,464	\$10,118,822	

Campus Foundation Leadership

[UC BERKELEY](#)

University of California Berkeley Foundation

Website: foundation.berkeley.edu

Executive Officers

Chair: Charles Huang, B.A. '93, Cupertino

Vice Chair: Bettina Duval, B.A. '82, Santa Monica

Chair, Audit Committee: John Stock, B.A. '75, Piedmont

Chair, Finance and Administration Committee: Rene Kern, B.S. '86, New York, NY

Chair, Governance Committee: Isabel Rhee, B.A. '92

Chair, Programs Committee: Laura B. Perloff, Lafayette

Chair, Nominating Committee: Terry Rosen, Ph.D. '85, Hayward

Immediate Past Chair: James M. Koshland, Atherton

BEMCO Board Member: Cyrus S. Hadidi '96, Whitefish, MT

BEMCO Board Member: Nadine Tang '75, Berkeley

Administrative Officers

President: Julie Hooper, Vice Chancellor–University Development and Alumni Relations

Executive Vice President: MiHi Ahn, Executive Director, Foundation Operations, B.A. '92

Vice President: Lishelle Blakemore, Associate Vice Chancellor–Development, B.A. '89

Associate Vice President: Nancy Lubich McKinney '82, Associate Vice Chancellor, Advancement / Executive Director, Donor and Gift Services

Associate Vice President: Rachelle Regan, Director of Gift Planning Administration

Corporate Secretary: Jane S. Wise, Project Director, MSW '02

Treasurer: Loraine Binion, Executive Director–Finance and Administration

Assistant Treasurer: Lina Wang, Director of Accounting Operations

[UC DAVIS](#)

UC Davis Foundation

Website: giving.ucdavis.edu/foundation

Officers and Committee Chairs

Chair: Darryl Goss '83, Indianapolis

Vice Chair: Cecelia Sullivan '83, Granite Bay

Immediate Past Chair: Bruce G. West '71, MS '73

Vice Chair, Audit Committee: Stephen Meisel

Audit Committee Vice Chair: Patrick J. Sherwood '87

Chair, Global Campaign Leadership Council: Deborah J. Neff '76, Palo Alto

Vice Chair, Global Campaign Leadership Council: Susan Mayer '80

Chair, Finance and Investment Committee: Mark E. Couchman '80

Vice Chair, Finance and Investment Committee: Marc Verissimo '78

Chair, Nominating and Governance Committee: Debby Stegura '79

Vice Chair, Nominating and Governance Committee: Pamela J. Fair '80

Chair, Stewardship Committee: Glenys Kaye

Vice Chair, Stewardship Committee: Roger Halualani '89, MBA '91

President: Shaun Keister, Vice Chancellor–Development and Alumni Relations

Secretary: Paul Prokop, Associate Vice Chancellor, Development

Treasurer: Tania Walden, Foundation Treasurer/CFO

UC IRVINE**University of California, Irvine Foundation**Website: www.ucifoundation.org**Officers****Chair:** Julie Hill, Newport Coast**Chair, Audit Committee:** Dean A. Yoost, Irvine**Chair, Chair Advisory Committee:** James V. Mazzo, Laguna Beach**Chair, Investment and Finance:** D. Robinson Cluck '78, Newport Beach**Chair, Nomination and Governance Committee:** Jennifer Friend Smith '95, Newport Beach**Chair, Stewardship Committee:** Stacey Nicholas, Laguna Hills**Chair, Trustee Engagement Committee:** James V. Mazzo, Laguna Beach**President:** Brian T. Hervey, Vice Chancellor, University Advancement and Alumni Relations**Chief Financial Officer:** Shante Carter, University Advancement & Alumni Relations**General Counsel:** Richard K. Bridgford, Esq., Newport Beach**Controller:** Christie Israel, Director of Business and Finance Operations, University Advancement**Secretary:** Jackie M. Barbera, Executive Director of the UCI Foundation, University Advancement**Chair, Executive Committee:** Craig E. Ehrlich '78, Los Angeles**Chair, Finance Committee:** Diana Ingram, Los Angeles**Chair, Nominations and Governance Committee:** Leslie Gilbert-Lurie '81, J.D. '84, Los Angeles**Co-Chair, Philanthropy Committee:** Ann Daly '79, Los Angeles**Co-Chair, Philanthropy Committee:** Florence Sloan, UCLA Parent '10, Los Angeles**UCLA Investment Company Board Chair:** Drew Zager, Los Angeles**Director of Board Operations/Secretary:** Alissa Fyfe '12, MBA '22, Los Angeles**UC MERCED****UC Merced Foundation**Website: foundation.ucmerced.edu**Executive Officers****Chair:** Curtis Riggs, Merced**Vice Chair:** Monya Lane, Livermore**Secretary:** Art Kamangar, Merced**Treasurer:** Roger Sturdevant, Clovis**President:** E. Edw. Klotzbier, Vice Chancellor, External Relations**Vice President:** Lisa Pollard Carlson, Associate Vice Chancellor, External Relations**Ex-Officio Member:** Juan Sánchez Muñoz, Chancellor**Member at Large:** Ty Jagerson, Portola Valley**Member at Large:** Vikram Lakireddy, Merced**Member at Large:** Frederick Ruiz, Visalia**Chair, Audit Committee:** Grey Roberts, Merced**Co-Chair, Advocacy and Awareness Committee:** Daryl Hatano, Fremont**Co-Chair, Advocacy and Awareness Committee:** Jack Oswald, Healdsburg**Co-Chair, Entrepreneurial Ecosystem Committee:** Daniel Feitelberg, Burlingame**Co-Chair, Entrepreneurial Ecosystem Committee:** Robert Tinker, Menlo Park**Chair Nominations Committee:** Lesley Slaton Brown, Morgan Hill**Co-Chair, Philanthropy Committee:** John Loll, Pleasanton**Co-Chair, Philanthropy Committee:** Joan Snyder, Vermont**UCLA****The UCLA Foundation**Website: www.UCLAFoundation.org**Officers and Committee Chairs****Chair:** Craig E. Ehrlich '78, Los Angeles**Immediate Past Chair:** John T. Mapes '90, UCLA Parent '20, Los Angeles**Executive Vice President:** Rhea Turteltaub, Vice Chancellor, External Affairs, Los Angeles**Chief Financial Officer/Chief Operations Officer:** Julie Sina, Associate Vice Chancellor Alumni Affairs and Advancement Services, CFO/COO, UCLA Foundation and CFO, UCLA Investment Company, Los Angeles**Chief Investment Officer:** Justin Barton, President and Chief Investment Officer, UCLA Investment Company, Los Angeles**Chair, Audit Committee:** David A. Ackert '77, J.D./MBA '82, Santa Barbara

UC RIVERSIDE

UC Riverside Foundation

Website: foundation.ucr.edu

Executive Officers

Chair: Brian Hawley '90, M.S. '91, Riverside

Immediate Past Chair: Susan Atherton '77, San Francisco

Chair Elect: Allison Campbell, Tacoma

Treasurer: Erik Anderson

Interim President: Johnny Cruz, Interim Vice Chancellor, University Advancement

Executive Vice President: Marie Schultz, Associate Vice Chancellor, Development

Vice President, Finance and Chief Financial Officer: Kimberly McDade, Chief Financial and Administrative Officer, University Advancement Administration

Associate Treasurer: Essam Ulhaq, Executive Director, Investment Accounting

Secretary: Sharilyn Berry, Executive Director, UC Riverside Foundation and Donor Relations

Committee Chairs

Chair, Audit Committee: Judith Posnikoff '83, MBA '85, Ph.D. '93, Newport Beach

Chair, Advocacy Committee: Kristin Crellin, Villa Park

Co-Chairs, Beyond Brilliant Student Initiative Committee: Susan Atherton, '77, San Francisco and Wally Bakare, Denver

Finance and Investment Committee: Timothy Greenleaf '78, San Juan Capistrano

Chair, Nominations Committee: Susan Atherton '77, San Francisco

Chair, Stewardship Committee: Allison Campbell, Tacoma

UC SAN DIEGO

UC San Diego Foundation

Website: foundation.ucsd.edu

Executive Officers

Chair: Jeff Silberman

Immediate Past Chair: Steven Hart '80

Treasurer: Pelin Thorogood

Committee Chairs

Chair, Audit Committee: Andy Chedrick

Chair, Executive Committee: Jeff Silberman

Chair, Donor Relations and Stewardship Committee: Phyllis Epstein

Chair, Investment/Finance Committee: Deb Bronston-Culp '80

Chair, Student Foundation Committee: Jerri Malana '86

Chair, Trustee Recruitment and Engagement Committee: Sandra Timmons '81

Operating Officers

Chancellor/President: Chancellor Pradeep Khosla

Vice President: Drew Hunsinger, Associate Vice Chancellor University Development

Vice President: Melanie Cruz, Associate Vice Chancellor Health Sciences Development

Chief Financial Officer: Marlene Shaver, Associate Vice Chancellor, Advancement Services

Corporate Secretary: Alice Sherman, Corporate Secretary and Sr. Director, Board Operations

UC SAN FRANCISCO**UCSF Foundation**

Website: support.ucsf.edu/ucsf-foundation

Chair: Philip Hammarskjold

Vice Chair: Dipanjan Deb

President: Sam Hawgood, M.B.B.S., Chancellor

Vice President: Erin Hickey, Vice Chancellor

Treasurer: Erin Gore, Senior Vice Chancellor and Chief Financial Officer

Assistant Treasurer: Joseph Calger, Assistant Vice Chancellor

Secretary: Paul Velaski, CFO and Executive Director

Assistant Secretary: Gardner Trimble, Executive Director

Chair, Executive Committee: Philip Hammarskjold

Chair, Audit, Compliance and Risk Management Committee: Rick Kimball

Chair, Development Committee: Dana Emery

Chair, External Affairs Committee: Joyce Newstat

Chair, Finance Committee: Andrew Ballard

Chair, Innovation and Partnerships Committee: George Scangos

Chair, Nominating and Governance Committee: Dipanjan Deb

Chair, Real Estate Committee: Todd Carter

Chair, Student and Faculty Committee: Fred Cohen and Catherine Lucey

Chair, UCSF Foundation Investment Company Board of Directors: Kathryn Hall

Chief Investment Officer and CEO, UCSF Foundation Investment Company: David Harkins

UC SANTA BARBARA**UC Santa Barbara Foundation**

Website: www.ia.ucsb.edu/ucsb-foundation

Foundation Officers

Chair: Betty Elings Wells

Immediate Past Chair: Richard Breaux

Vice Chair, Investments/Treasurer: John Arnhold '75

Vice Chair, Development: Paula Bruice

Vice Chair, Donor Relations: Gary E. Erickson

Secretary: Steve Mendell '63

Executive Director: Vacant

Chief Financial Officer: Christian Treitler, Director of Finance and Administration

UC SANTA CRUZ**UC Santa Cruz Foundation**

Website: foundation.ucsc.edu

Executive Officers

Chair: Richard F. Moss

Immediate Past Chair: Kamil Hasan

Vice Chair: Linda Peterson '70

Parliamentarian: Paul J. Hall '72

Committee Chairs

Chair, Executive Committee: Richard F. Moss

Chair, Audit Committee: Laura I. Bushnell

Chair, Investment & Finance Committee: Loren Kinczel

Chair, Membership Committee: Randolph Wedding

Administrative Officers

President: Mark Delos Reyes Davis, Vice Chancellor, University Relations

Vice President: Priya Mehta, Associate Vice Chancellor, Development

Executive Secretary: Virginia Rivera, Executive Director of the UC Santa Cruz Foundation

Treasurer: Anne Gavin, Director of Finance and Information Management, University Relations

Assistant Treasurer: Biju Kamaleswaran, Campus Controller

Assistant Treasurer: Edward F. Moran, III, Director of Accounting Services

Glossary

GIFT DATA

The gift data included in the Annual Report on University Private Support are compiled using the Council for Aid to Education cash convention for gift reporting (i.e., includes outright gifts, pledge payments and private grants payments, not contracts). This is the reporting convention used for comparisons with other educational institutions.

REGENTS

The Board of Regents of the University of California is the corporate body entrusted by the California State Constitution, Article IX, Section 9, with the University's organization and administration.

CAMPUS FOUNDATIONS

Campus foundations, serving each of the 10 University of California campuses, are independently incorporated as nonprofit, public-benefit corporations. They serve as the primary fundraising arm for their respective campuses. The strength of the foundations rests with the direction provided by their community-based volunteer trustees. Each foundation is staffed by university personnel.

SOURCES OF GIFTS

This category identifies the original source of gifts and grants to the Regents and the campus foundations.

INDIVIDUALS

Individuals are divided into a number of categories, including:

Alumni are defined as former undergraduate or graduate students, full- or part-time, who have earned some credit toward a degree offered by a particular campus of the University of California. Alumni status takes precedence in the reporting of private support, so that gifts from faculty, staff and parents who are also alumni would be counted in the alumni category.

Faculty members are defined as individuals with full- or part-time academic appointments within the University.

Staff members are employed in non-academic positions throughout the University.

Parents have children who are current or former students at any campus of the University.

Individuals (non-alumni) covered by this classification are those individual donors who are not alumni, faculty or staff.

Bequests are defined as gifts received from deceased donors' estates, trusts or other estate plans that designate the University as a beneficiary.

ORGANIZATIONS

Campus-related organizations: This classification covers student groups, alumni associations and university support groups, but not campus foundations. A gift to a campus foundation is reported in the classification appropriate to the original donor when the gift was received by the campus foundation.

Corporations: This classification covers both for-profit entities and nonprofit entities that are funded by for-profit entities. For-profit entities are defined as corporations, businesses, partnerships and cooperatives that have been organized for profit-making purposes, including corporations owned by individuals and families, incorporated professional individuals and other closely held companies.

Examples of nonprofit entities that are funded by for-profit entities include: industry or trade associations; professional, union or lobbying organizations; and nonprofit organizations funded by one or more companies or individuals operating for profit, including corporate foundations.

Foundations: This classification covers private tax-exempt entities established and operated exclusively for charitable purposes; nonprofit foundations or charitable trusts, including funds or endowments designated by the Internal Revenue Service as grant-making foundations; community foundations; family foundations; or charitable trusts. This classification excludes corporate foundations, campus foundations and quasi-government entities, such as the National Endowment for the Humanities. To capture additional data, a category has been added for foundations established by alumni.

Other sources: This classification covers all nonprofit organizations other than those described above, including fundraising consortia, religious organizations and higher educational associations or institutions.

PURPOSES OF GIFTS

This category identifies the intended use of private support as designated by the donor or grantor.

Research: This classification applies to private support that is restricted to scientific, technical and humanistic investigation, including salaries and other support of research projects. Funds for research may also be included in the "campus improvement" classification (capital projects to support research) and in the "departmental support" classification (endowed chairs).

Student support: This classification includes support that is restricted to non-repayable financial aid to undergraduate and graduate students, including undergraduate scholarships, graduate fellowships, awards, prizes and private support for work-study students, as well as gift funds to support loans to be repaid by undergraduate and graduate students.

Instruction: This classification is restricted to support for seminars, conferences, lecture programs and faculty recognition awards, including salaries, honoraria and employee benefits.

Campus improvement: This classification covers support for capital projects and for ongoing operation of the physical plant, including grounds and buildings, facilities and equipment. It includes gifts and private grants of real and personal property, including equipment and works of art for use by the University. It also covers gifts and private grants that are restricted by the donor or grantor to purchase buildings, other facilities, equipment and land for use by the University; to construct or carry out major renovation of buildings and other facilities; and to retire indebtedness. In addition, the classification applies to gifts of library materials and monetary support that are restricted to acquire, restore and preserve books, periodicals, manuscripts, maps and related materials; to acquire audiovisual and other equipment; and to support other activities of campus libraries.

Departmental support: This classification covers gifts that are restricted by the donor to a particular academic division, department or entity. It also covers gifts that are restricted by the donor to a particular academic division, department or unit, and further restricted by the donor to a particular purpose for which no other purpose category is listed, including endowed chairs, but excluding support for instruction and student financial support, which are reported in the related classifications.

Other purposes: This classification covers support of non-instructional services beneficial to individuals and groups external to the University (e.g., exhibits, museums, patient care, public service and similar facilities and programs); and gifts restricted by the donor for endowment, which maintains the principal in perpetuity, but otherwise unrestricted by the donor as to use of the endowment income. It also includes support for intercollegiate athletics. Note that gifts to support athletic scholarships are reported in “student support” and gifts for athletic capital projects are reported in “campus improvement.”

Unrestricted: This classification includes gifts made by the donor without restriction, regardless of any subsequent administrative designation or purpose.

TYPE OF ASSETS

This category identifies the form (type of asset) comprising the support received this year by the University and the campus foundations.

Cash: This classification covers currency, coins, checks, money orders, credit card transactions and bank drafts.

Securities: This classification includes stocks, bonds and related instruments, such as promissory (mortgage) notes and insurance policies, if maintained rather than surrendered for cash.

Real property: This classification applies to real estate, including land, buildings and other improvements; and to oil, mineral and related rights. Real property is reported at its fair market value.

Non-monetary items: This classification applies to personal or company property (except securities and real property), including works of art, books, intellectual property and scientific and other equipment. Non-monetary gifts are reported at their fair market value.

PLANNED GIFTS

A planned gift is often referred to as a “split-interest arrangement”; it involves benefits for the donor (or another non-charitable beneficiary) and for the charitable institution. In such a circumstance, a donor who makes a current gift-in-trust is eligible for an income for life or for a period of years related to the underlying assets of the gift, as well as to certain income-tax benefits for making a charitable contribution. The donor may name himself or herself or another individual as the life-income beneficiary; on the demise of the beneficiary or at the conclusion of the trust term, the charitable remainder is applied to the charitable purpose specified in the gift agreement.

Face value is a term that refers to the total amount of a planned gift agreement, i.e., the amount conveyed by a gift to establish a split-interest trust or other planned gift.

Present value is a term that refers to the discounted value of a planned gift used to predict in today's dollars what the gift will be worth when it becomes available to support the charitable purpose for which it was designated by the donor.

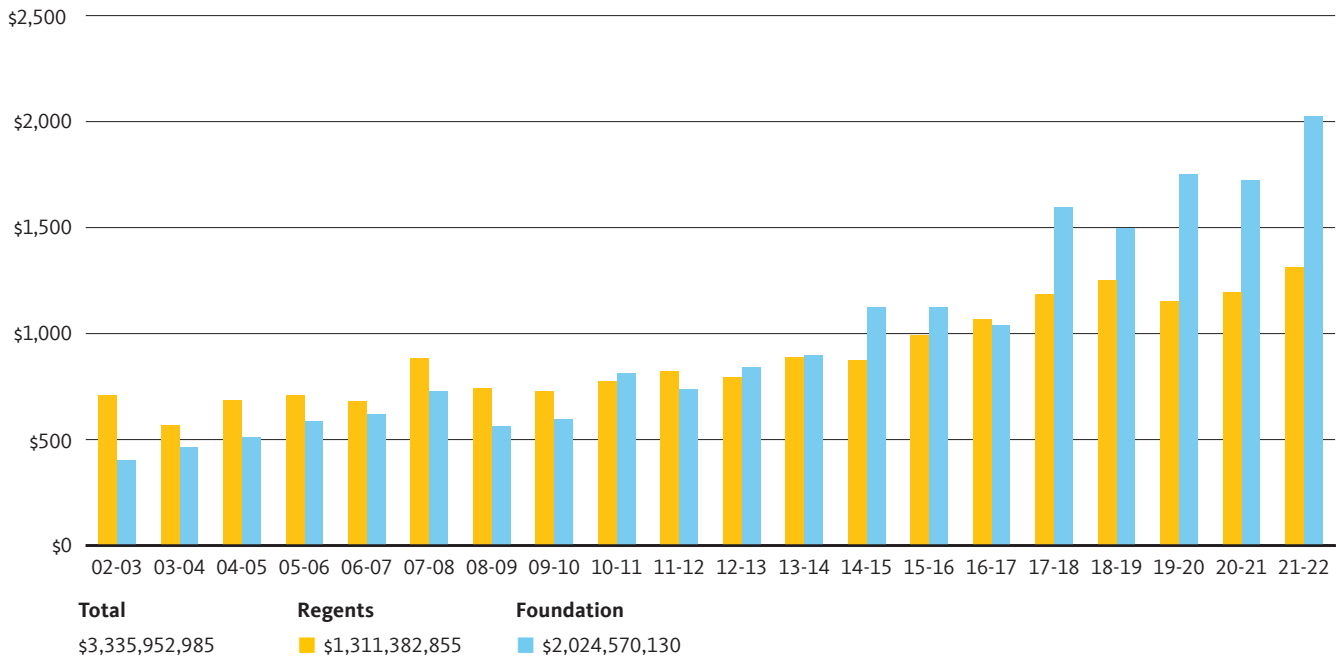
20 Years of Private Support for the System

Private Support to the Regents and the Campus Foundations (CAE/Cash Convention)

2002–03 through 2021–22

FISCAL YEARS	Regents	Foundations	Totals
2002-2003	\$709,481,356	\$405,505,130	\$1,114,986,486
2003-2004	\$569,903,692	\$463,331,591	\$1,033,235,283
2004-2005	\$687,234,899	\$509,643,409	\$1,196,878,308
2005-2006	\$710,146,541	\$586,131,053	\$1,296,277,594
2006-2007	\$679,918,570	\$619,347,252	\$1,299,265,822
2007-2008	\$882,276,658	\$726,764,234	\$1,609,040,892
2008-2009	\$743,466,901	\$563,801,996	\$1,307,268,897
2009-2010	\$731,029,449	\$594,396,945	\$1,325,426,394
2010-2011	\$775,093,182	\$813,078,193	\$1,588,171,375
2011-2012	\$822,733,759	\$739,526,675	\$1,562,260,434
2012-2013	\$796,796,366	\$840,670,624	\$1,637,466,990
2013-2014	\$889,600,811	\$897,259,179	\$1,786,859,990
2014-2015	\$875,411,034	\$1,126,867,668	\$2,002,278,703
2015-2016	\$991,375,098	\$1,124,651,675	\$2,116,026,773
2016-2017	\$1,070,583,390	\$1,039,952,328	\$2,110,535,718
2017-2018	\$1,184,814,169	\$1,596,144,598	\$2,780,984,617
2018-2019	\$1,254,021,556	\$1,495,904,819	\$2,749,926,374
2019-2020	\$1,152,914,089	\$1,752,275,093	\$2,905,163,021
2020-2021	\$1,195,721,162	\$1,726,457,953	\$2,922,179,115
2021-2022	\$1,311,382,855	\$2,024,570,130	\$3,335,952,985

MILLIONS



10 Years of Private Support for the Campuses

Private Support to the Regents and the Campus Foundations (CAE/Cash Convention)

2012–13 through 2021–22

BERKELEY	Regents	Foundation	Total
2012-2013	\$185,304,586	\$161,413,908	\$346,718,494
2013-2014	\$204,688,363	\$190,539,789	\$395,228,152
2014-2015	\$186,017,115	\$188,086,349	\$374,103,464
2015-2016	\$170,520,203	\$204,169,894	\$374,690,097
2016-2017	\$202,154,887	\$204,479,391	\$406,634,278
2017-2018	\$173,571,132	\$255,480,886	\$429,052,019
2018-2019	\$274,418,759	\$280,806,856	\$555,225,616
2019-2020	\$289,037,988	\$277,930,181	\$566,968,168
2020-2021	\$296,891,087	\$355,775,151	\$652,666,238
2021-2022	\$278,139,913	\$479,094,921	\$757,234,834

DAVIS	Regents	Foundation	Total
2012-2013	\$90,786,384	\$27,028,006	\$117,814,391
2013-2014	\$90,217,016	\$43,245,582	\$133,462,598
2014-2015	\$140,547,829	\$45,657,180	\$186,205,009
2015-2016	\$101,349,735	\$30,304,153	\$131,653,887
2016-2017	\$119,509,812	\$45,114,079	\$164,623,891
2017-2018	\$114,460,437	\$57,863,228	\$172,323,665
2018-2019	\$124,507,163	\$53,665,933	\$178,173,096
2019-2020	\$81,776,444	\$46,989,513	\$128,765,957
2020-2021	\$139,011,417	\$55,921,980	\$194,933,398
2021-2022	\$123,518,826	\$74,901,729	\$198,420,555

IRVINE	Regents	Foundation	Total
2012-2013	\$26,986,978	\$52,600,681	\$79,587,659
2013-2014	\$39,745,747	\$58,156,663	\$97,902,409
2014-2015	\$28,880,710	\$37,736,272	\$66,616,982
2015-2016	\$27,103,914	\$46,552,643	\$73,656,556
2016-2017	\$47,757,075	\$49,298,698	\$97,055,773
2017-2018	\$86,097,932	\$117,271,622	\$203,369,554
2018-2019	\$35,426,601	\$80,172,938	\$115,599,540
2019-2020	\$46,274,951	\$127,265,627	\$173,540,945
2020-2021	\$39,109,629	\$127,626,449	\$166,736,078
2021-2022	\$92,781,741	\$160,802,175	\$253,583,916

LOS ANGELES	Regents	Foundation	Total
2012-2013	\$172,274,486	\$247,372,193	\$419,646,679
2013-2014	\$186,893,008	\$240,362,468	\$427,255,476
2014-2015	\$180,005,601	\$292,816,385	\$472,821,986
2015-2016	\$212,093,006	\$286,707,290	\$498,800,296
2016-2017	\$237,011,292	\$313,922,248	\$550,933,540
2017-2018	\$225,657,713	\$560,993,165	\$786,650,878
2018-2019	\$238,591,938	\$494,421,373	\$733,013,311
2019-2020	\$207,507,426	\$475,416,627	\$682,924,053
2020-2021	\$216,648,506	\$427,620,841	\$644,269,347
2021-2022	\$247,548,620	\$514,900,929	\$762,449,549

MERCED	Regents	Foundation	Total
2012-2013	\$2,306,552	\$2,733,517	\$5,040,069
2013-2014	\$3,313,780	\$1,809,919	\$5,123,699
2014-2015	\$1,595,057	\$3,559,903	\$5,154,959
2015-2016	\$18,999,693	\$1,841,738	\$20,841,430
2016-2017	\$2,563,258	\$2,043,759	\$4,607,017
2017-2018	\$2,826,178	\$1,485,260	\$4,311,437
2018-2019	\$3,487,663	\$2,127,797	\$5,615,461
2019-2020	\$4,717,199	\$6,062,890	\$10,780,089
2020-2021	\$23,233,334	\$6,267,190	\$29,500,524
2021-2022	\$8,541,654	\$3,438,491	\$11,980,145

RIVERSIDE	Regents	Foundation	Total
2012-2013	\$16,405,284	\$10,030,288	\$26,435,572
2013-2014	\$12,582,874	\$10,110,006	\$22,692,880
2014-2015	\$8,611,181	\$8,451,902	\$17,063,084
2015-2016	\$11,698,791	\$12,670,382	\$24,369,173
2016-2017	\$10,667,992	\$14,932,073	\$25,600,066
2017-2018	\$12,344,052	\$10,667,152	\$23,011,204
2018-2019	\$15,261,977	\$8,580,500	\$23,842,477
2019-2020	\$19,921,826	\$18,826,777	\$38,748,604
2020-2021	\$14,914,205	\$14,285,965	\$29,200,170
2021-2022	\$15,980,457	\$13,013,208	\$28,993,665

SAN DIEGO	Regents	Foundation	Total
2012-2013	\$75,226,252	\$92,177,323	\$167,403,575
2013-2014	\$82,216,507	\$68,229,471	\$150,445,978
2014-2015	\$76,269,670	\$94,789,616	\$171,059,286
2015-2016	\$103,252,937	\$103,619,728	\$206,872,665
2016-2017	\$95,777,534	\$144,298,130	\$240,075,664
2017-2018	\$124,132,654	\$155,869,307	\$280,001,961
2018-2019	\$183,112,520	\$105,921,247	\$289,033,767
2019-2020	\$133,020,265	\$180,621,876	\$313,642,141
2020-2021	\$162,756,533	\$179,536,440	\$342,292,973
2021-2022	\$213,294,550	\$176,926,950	\$390,221,500

SAN FRANCISCO	Regents	Foundation	Total
2012-2013	\$163,743,912	\$222,001,463	\$385,745,375
2013-2014	\$191,265,237	\$253,672,986	\$444,938,223
2014-2015	\$187,007,227	\$421,572,374	\$608,579,601
2015-2016	\$211,529,581	\$384,410,489	\$595,940,070
2016-2017	\$198,115,085	\$224,057,199	\$422,172,285
2017-2018	\$347,809,821	\$382,458,190	\$730,268,011
2018-2019	\$205,767,690	\$416,983,582	\$622,751,272
2019-2020	\$268,054,366	\$558,604,175	\$826,658,541
2020-2021	\$219,689,273	\$493,207,924	\$712,897,196
2021-2022	\$219,793,888	\$547,730,778	\$767,524,666

SANTA BARBARA	Regents	Foundation	Total
2012-2013	\$44,343,988	\$16,306,415	\$60,650,402
2013-2014	\$49,722,895	\$15,058,124	\$64,781,019
2014-2015	\$39,938,033	\$23,465,498	\$63,403,531
2015-2016	\$60,601,995	\$40,425,247	\$101,027,242
2016-2017	\$117,850,387	\$26,170,685	\$144,021,073
2017-2018	\$66,148,204	\$35,682,263	\$101,830,466
2018-2019	\$140,414,357	\$42,153,205	\$182,567,561
2019-2020	\$62,952,255	\$39,850,676	\$102,802,931
2020-2021	\$51,653,916	\$39,269,839	\$90,923,754
2021-2022	\$69,983,941	\$28,963,012	\$98,946,953

SANTA CRUZ	Regents	Foundation	Total
2012-2013	\$14,784,012	\$9,006,830	\$23,790,841
2013-2014	\$24,878,076	\$16,074,171	\$40,952,247
2014-2015	\$14,343,482	\$10,732,190	\$25,075,672
2015-2016	\$55,279,451	\$13,950,111	\$69,229,563
2016-2017	\$23,220,482	\$15,636,065	\$38,856,547
2017-2018	\$20,140,334	\$18,373,525	\$38,513,860
2018-2019	\$20,000,936	\$11,071,387	\$31,072,323
2019-2020	\$27,560,323	\$20,706,384	\$48,266,707
2020-2021	\$21,921,822	\$26,946,173	\$48,867,995
2021-2022	\$25,297,123	\$24,797,938	\$50,095,061



Reporting Conventions Used in This Report

The Annual Report on University Private Support includes data for each campus and the University using two of three gift reporting conventions employed by the University.

- 1 The first reporting convention, which is cash-based, is used for comparisons with other institutions. It also is employed for the Council for Advancement and Support of Education's (CASE) national Voluntary Support of Education Survey completed by colleges and universities. This reporting convention includes outright gifts, private grants and payments on pre-existing pledges, but does not include new pledges. This method of gift reporting is used for the body of this report and is thought to present the best perspective on the cash flow that derives from private support.
 - 2 The second method is a variation of the accrual system and includes new, legally binding pledges up to five years in duration, plus outright gifts and private grants. In this system, payments made on pledges are not included. The method is the reporting standard used for many reports on capital campaigns and is thought to present the best perspective on the level of current fundraising activity.
- These first two reporting standards are shown at the bottom of each campus narrative. The breakdown follows for system support over the last five years.


Reporting conventions

	17-18	18-19	19-20	20-21	21-22	2021-22 Totals
1 Cash (CAE)	PLEDGE PAYMENTS \$1,058,619,222 \$1,083,603,704 \$1,072,389,684 \$1,071,596,136 \$1,329,586,973					\$3,335,952,985
2 Accrual (REGENTS)	NEW OUTRIGHT GIFTS \$1,722,365,395 \$1,666,322,670 \$1,832,799,498 \$1,850,582,979 \$2,006,366,012					\$3,751,736,121
	NEW PLEDGES \$1,625,944,878 \$1,299,859,435 \$1,557,205,245 \$1,076,833,561 \$1,745,370,109					

There is a third reporting convention that is employed by the University's accounting office for its end-of-year audited financial reports. This method also is based on accrual; however, on the revenue side, unconditional, legally binding pledges are recorded

at the time they are promised, balanced by receivable accounts which are reduced as pledge payments are received. This method is used in the annual UC Financial Report.

The Annual Report on University Private Support 2021-22 is prepared by the UC Office of the President Institutional Advancement and Communications staff. This report is a compilation of private support data, campus narratives and foundation rosters prepared by each campus. The method of rounding may produce the appearance of minor inconsistencies in various totals and percentages, but the differences do not affect the accuracy of the data.



Berkeley
Davis
Irvine
Los Angeles
Merced
Riverside

San Diego
San Francisco
Santa Barbara
Santa Cruz
Lawrence Berkeley
National Laboratory

University of California
Institutional Advancement
Office of the President
1111 Franklin Street
Oakland, CA 94607-5200