UNIVERSITY
OF
CALIFORNIA

Annual Report on University Private Support

2013-14

Contents

University of California
Annual Report on University Private Support
2013–14

OVERVIEW OF THE FUNDRAISING YEAR 1

STUDENT FINANCIAL SUPPORT 3

SUMMARY DATA
System Summary 4
Source, Purpose and Asset Type 5
Additions to Endowment 6
Planned Giving Assets Under Management 7
Bequests Distributed 8
Fundraising Campaign Status Report 9

USES OF PRIVATE SUPPORT
Restrictions on Use 10
Gifts by Discipline 11
Endowed Chairs and Professorships 12
Universitywide and Multi-Campus Programs 13
Division of Agriculture and Natural Resources 14

THE CAMPUSES
Berkeley 18
Davis 20
Irvine 22
Los Angeles 24
Merced 26
Riverside 28
San Diego 30
San Francisco 32
Santa Barbara 34
Santa Cruz 36

APPENDICES
Campus Foundation Leadership 38
Glossary 42
20 Years of Private Support for the System 44
10 Years of Private Support for the Campuses 45
Reporting Conventions 47

CAMPUS URL DIRECTORY

For more information on the campuses and their private support programs, visit these websites:

http://givetocal.berkeley.edu/
https://awc.ucdavis.edu/MakeAGift.aspx
http://give.uci.edu/about/advancement/
http://giveto.ucla.edu/
http://makeagift.ucmerced.edu/
http://www.ucr.edu/giving/
http://giving.ucsd.edu/
http://www.support.ucsf.edu/
http://www.ia.ucsb.edu/campaign/
http://giving.ucsc.edu/

ANNUAL REPORT URL

http://www.ucop.edu/institutional-advancement/reports/index.html


PUBLIC
SCHOOL


PUBLIC
OFFERING

PUBLIC
OFFICE


PUBLIC
KNOWLEDGE

Overview

Annual Report on University Private Support For the 2013–14 Fundraising Year

PRIVATE SUPPORT AND UC'S PUBLIC MISSION The University of California received approximately $1.78 billion in private support in the 2013–14 fiscal year, surpassing the fundraising record set in the prior year. The $1,786,859,989 represents the fourth year in a row that more than $1.5 billion has been received, an approximately 9 percent increase over last year's total. As noted on Page 44 of this report, the University has received more than $1 billion in private support every year since 2000–2001. Perhaps even more important, the number of donors to UC continues to increase at a steady pace. Philanthropic support continues to enhance virtually every aspect of the University—from laboratory and academic facilities to student financial support and research that is impacting local communities and the world.

The Annual Report on Private Support offers an overview of philanthropy at the University of California in two separate ways. First, it provides a summary of philanthropic support to the entire UC system. Decades ago, UC prepared an annual report on "Gifts to the University" which listed each and every gift received by the University during the prior year. As UC receives gifts from close to 300,000 donors annually (many of whom make more than one gift, for more than one purpose and to more than one campus), such a report is no longer feasible. However, the various charts and graphs seek to summarize all the gifts made to UC during this past year. This information is augmented with sections focused on student support, endowed chairs, fundraising campaigns and bequests, as well as reports from Agriculture and Natural Resources and other multi-campus activities. Second, the same summary information is provided for each campus, highlighting the important role philanthropy plays at individual UC locations.

There are a number of themes that are reflected in the Annual Report, particularly in the individual Campus sections:

THE NUMBER OF DONORS IS INCREASING Through comprehensive campaigns and increased fundraising efforts, the number of donors to UC continues to increase. While the number of donors in any given year is impressive, this tells only part of the story. The number of donors who support a campus over the period of a campaign often is a multiple of the number of donors who might support that campus in any given year. As a result, while UC is approaching close to 300,000 unique donors who give in a given year, there is an even larger base of donors who have contributed to the betterment of UC over the past several years.

SCHOLARSHIPS AND FELLOWSHIPS ARE GROWING Gifts are an increasingly important source of scholarship and fellowship assistance for students and their families, and help ensure access to UC. UC raised approximately $175 million this past year (a major increase over the $135 million in the prior year). This amount reflects the cash received for student support; an even larger amount has been pledged for scholarships and fellowships which will be received in later years.

GIFTS PROVIDE KEY SUPPORT FOR THE UC MISSION
Philanthropic support is directed toward virtually every aspect of the life and mission of the University, including: student support, capital projects, endowed faculty chairs, departmental support, and research. Some of the more substantial gifts—especially in support of research—enable UC to meet its commitment to improve California, the nation, and the world.

Earlier this year, the University of California launched a statewide advertising campaign that spotlighted UC's impact and its roots in the university's public identity. The campaign, "The Power of Public," demonstrated how the University's work in research, health care and education benefits California and the world in very tangible ways.

In a series of more than two dozen eye-catching ads, common phrases such as "public school," "public offering," "public office," and "public knowledge" were paired with an unexpected and arresting image to illustrate UC's research. Though the ads reflected a wide spectrum of activities, there was a common element of highlighting the value of a public research university to the people of California. Although unstated, virtually every activity would not have been possible without philanthropic support.

CAMPUS FOUNDATIONS PROVIDE PHILANTHROPIC LEADERSHIP There is a strong donor base at each of our campuses, reflecting close campus ties to the local community and to their alumni base. Of particular note are the support and leadership provided by the UC Campus Foundations. Foundation trustees are often among the University's most generous donors and most ardent advocates, and provide leadership in various philanthropic initiatives.

Taken as a whole, these themes reflect an important fact: Private support is essential to the University of California as it fulfills its public mission.

The University is grateful to its alumni and friends for their support—and for recognizing the University's far-reaching educational, research, economic and public service contributions to the state, nation and world.

Ten–year summary of fundraising

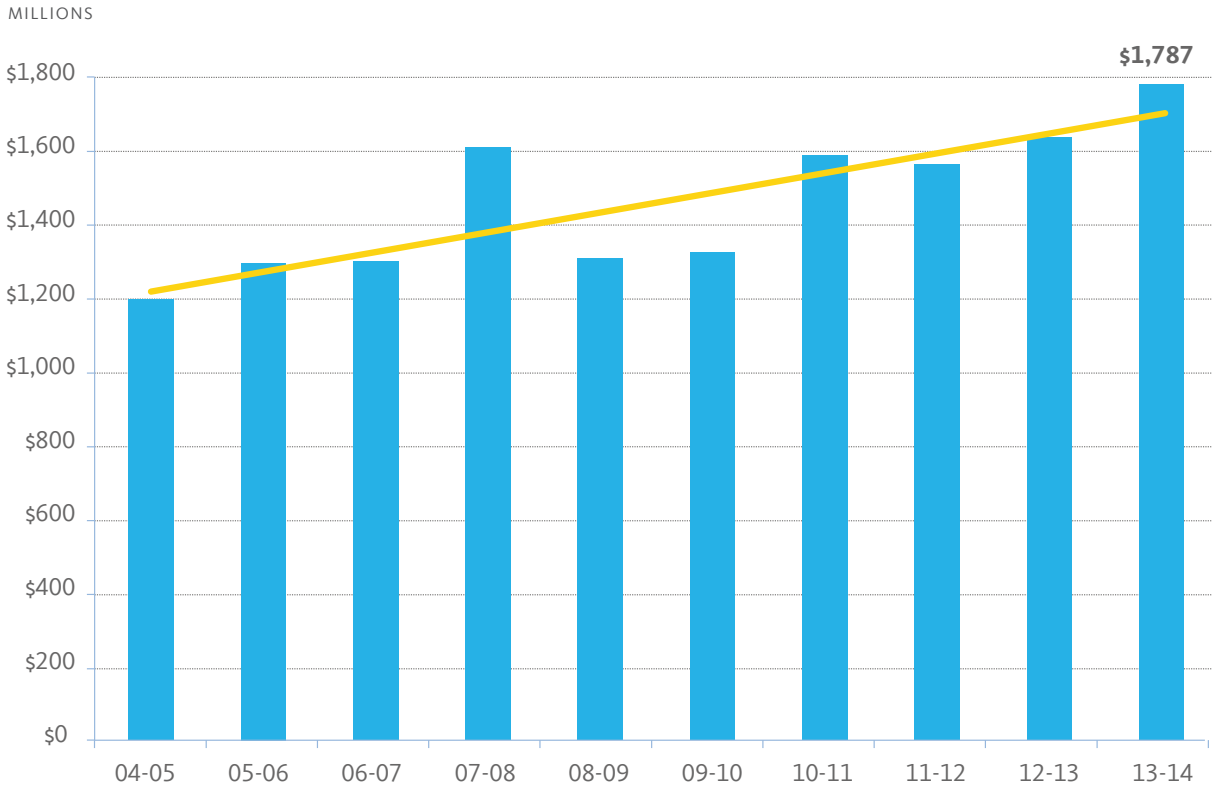

2013–14 Student Financial Support

The University of California has a deep and long-standing commitment to ensuring that financial aid is available for students and their families. The strategy is guided by two goals: ensuring that, at the undergraduate level, the University remains affordable for all California students regardless of their financial resources; and enabling the University to compete for the best and the brightest graduate students from around the world. UC provided more than $2.5 billion in gift assistance this past year: Federal aid (primarily Pell Grants) and state aid (such as Cal Grants) were significant, but the largest source of funds was UC's commitment of its own resources of $1.3 billion in aid to UC students. As tuition historically has been moderate, privately funded scholarships and fellowships have played a smaller, but crucial role, in student financial support.

OVERVIEW OF UC FINANCIAL AID – UNDERGRADUATE AFFORDABILITY Last year, UC undergraduates received more than $1.9 billion in grants and scholarships. Several features distinguish UC's financial aid strategy from those of other colleges and universities: Scholarships programs are primarily need-based, as over 90 percent of UC aid is awarded in this fashion; aid is designed to address the entire cost of attendance—not just tuition, but also room and board, books and supplies, personal expenses, health insurance, and other costs; and UC allocates financial aid across campuses so that every campus can provide a similar level of affordability, allowing students to choose among campuses based on "fit," not cost.

The UC undergraduate scholarship programs also are distinguishable based upon their size and scope. The majority of UC undergraduate students pay much less than the tuition "sticker price." About half of all CA resident undergraduates pay no tuition and fees. On average, UC students receive more aid and pay lower tuition than students at other major public research universities. [After taking grants and scholarships into account, the average net systemwide tuition and fees paid by all CA resident undergraduates at UC was about $4,460 in 2012–13.] While UC students' debt at graduation has increased in recent years, it remains manageable and well below the national average. Approximately half of all graduating students have no student loan debt; those that do borrow have an average of about $20,500.

THE BLUE AND GOLD OPPORTUNITY PLAN Although UC's financial aid programs provide significant funding, the decrease in state funding has had a disproportionate impact on middle class students and their families. In response, UC has adopted the Blue and Gold Opportunity Plan. This plan ensures that California students with financial need and parent income below $80,000 have their systemwide tuition covered by grants and scholarships. Students with sufficient need typically receive additional grant aid to help cover other expenses, such as campus fees, housing, books and transportation.

GRADUATE STUDENT SUPPORT UC's graduate student support strategy is decentralized, reflecting differences in the competitive environment, the applicant pool, and the costs associated with the University's many graduate academic and professional degree programs. Academic doctoral students typically are supported by merit-based fellowships, research assistantships and teaching assistantships. Students in professional degree programs rely largely on need- and merit-based fellowships, as well as student loans. Many of these students are charged Professional Degree Supplemental Tuition, which varies by program, in addition to their base tuition and fees.

PHILANTHROPIC SUPPORT As government funding for undergraduate and graduate students has decreased, UC is committed to increasing support from other resources—with a renewed emphasis on private support for scholarships and fellowships.

In the 2014 fiscal year, almost 23,000 students received privately funded scholarships and fellowships—approximately $124 million in total. These awards consist of almost equal parts current use gifts and payout from endowment funds. In order to enable UC to meet the growing need, new gifts must be received in order to replenish the funds distributed and provide support to even more students.

In 2013–14, nearly $175 million of gifts received by UC were designated for student support. This total represents the sum total of a wide spectrum of gifts designated for scholarships, fellowships, awards and prizes. The campus narratives highlight a number of these gifts, and help illustrate the impact of this support. Whether assisting a first-generation college student achieve her dreams of a degree, or allowing medical school students to graduate without the debt that often discourages pursuit of certain areas of service, these gifts are often some of the most inspirational and life-changing.

2013–14 System Summary

Private Support to Regents and Campus Foundations by Cash Reporting Convention

CAMPUS	Regents	Foundations	Totals
Berkeley	$204,688,363	$190,539,789	$395,228,152
Davis	$90,217,016	$43,245,582	$133,462,598
Irvine	$39,745,746	$58,156,663	$97,902,409
Los Angeles	$186,893,008	$240,362,468	$427,255,476
Merced	$3,313,780	$1,809,919	$5,123,699
Riverside	$12,582,874	$10,110,006	$22,692,880
San Diego	$82,216,507	$68,229,471	$150,445,978
San Francisco	$191,265,237	$253,672,986	$444,938,223
Santa Barbara	$49,722,895	$15,058,124	$64,781,019
Santa Cruz	$24,878,076	$16,074,171	$40,952,247
Universitywide	$4,077,308	0	$4,077,308
Total	**$889,600,811**	**$897,259,179**	**$1,786,859,990**

Ten-year cash report summary

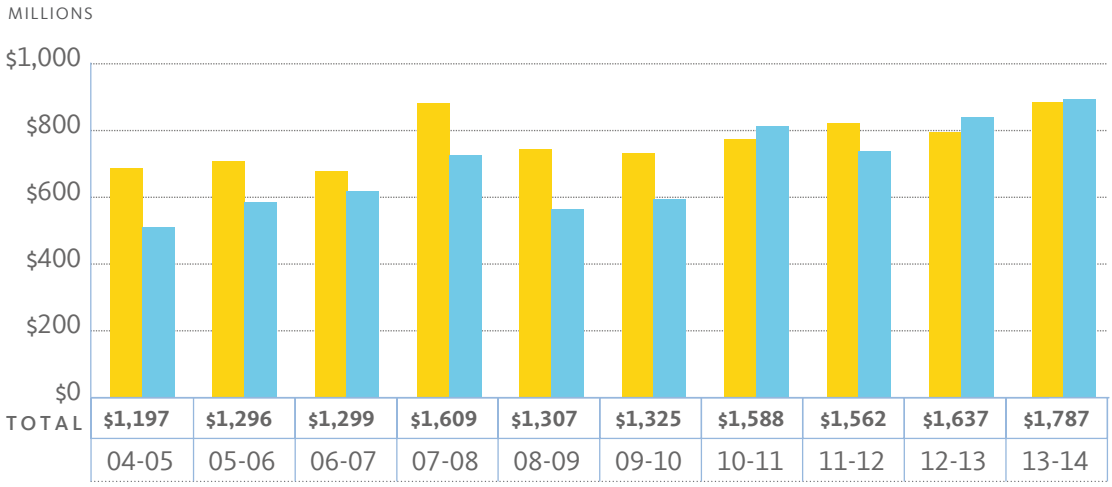

2013–14 Source, Purpose and Asset Type: $1.787 Billion

Gift source

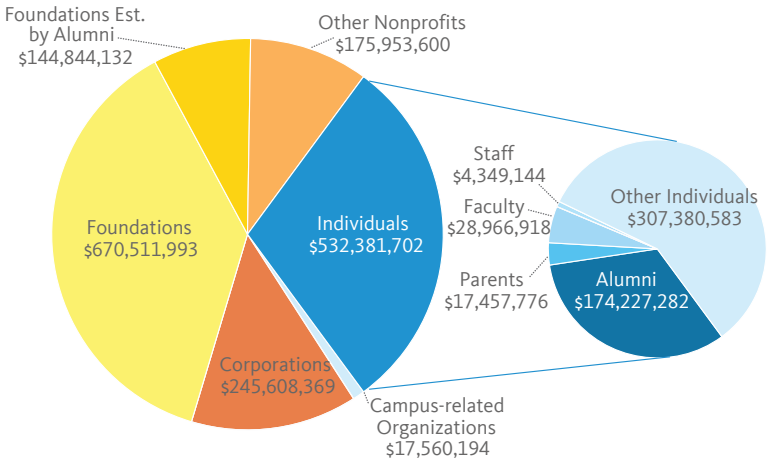

Gift purpose

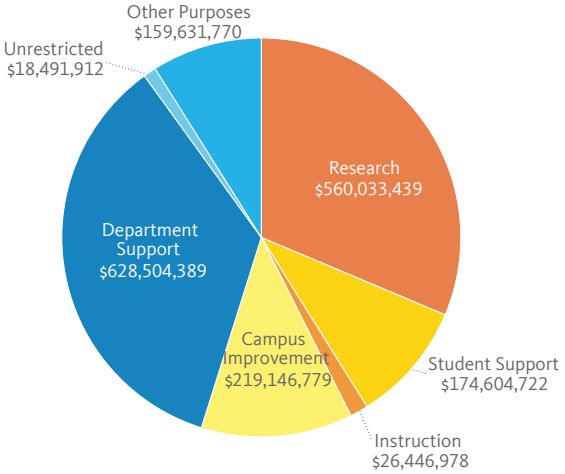

Asset type

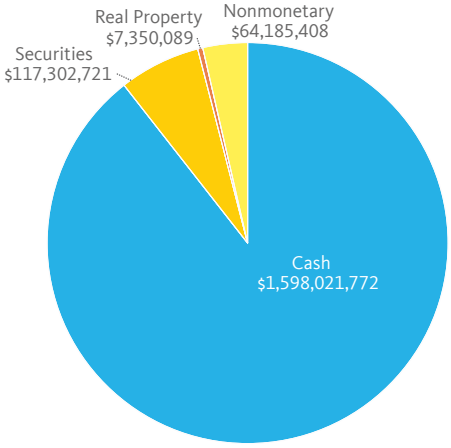

2013–14 Additions to Endowment: $410.2 million

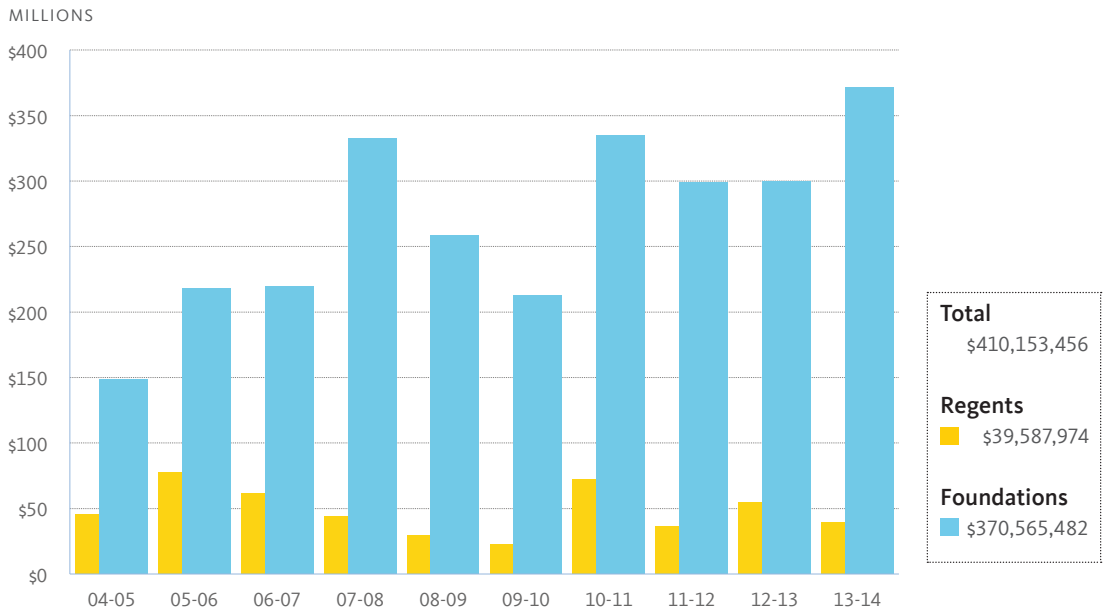

YEAR	Regents		Foundations		Total
04-05	$45,617,515	23.5%	$148,828,104	76.5%	$194,445,619
05-06	$77,819,299	26.3%	$217,703,327	73.7%	$295,522,627
06-07	$61,305,213	21.9%	$219,214,614	78.1%	$280,519,827
07-08	$43,803,130	11.6%	$332,359,032	88.4%	$376,162,162
08-09	$29,564,957	10.3%	$258,451,471	89.7%	$288,016,428
09-10	$22,230,543	9.5%	$212,480,081	90.5%	$234,710,624
10-11	$71,949,963	17.7%	$334,621,406	82.3%	$406,571,370
11-12	$36,555,336	10.9%	$299,111,358	89.1%	$335,666,694
12-13	$54,836,099	15.5%	$299,620,530	84.5%	$354,456,629
13-14	$39,587,974	9.7%	$370,565,482	90.3%	$410,153,456

The preliminary estimate for the value of all UC endowment as of June 30, 2014 is **$13.2 BILLION**

2013–14 Planned Giving Assets Under Management

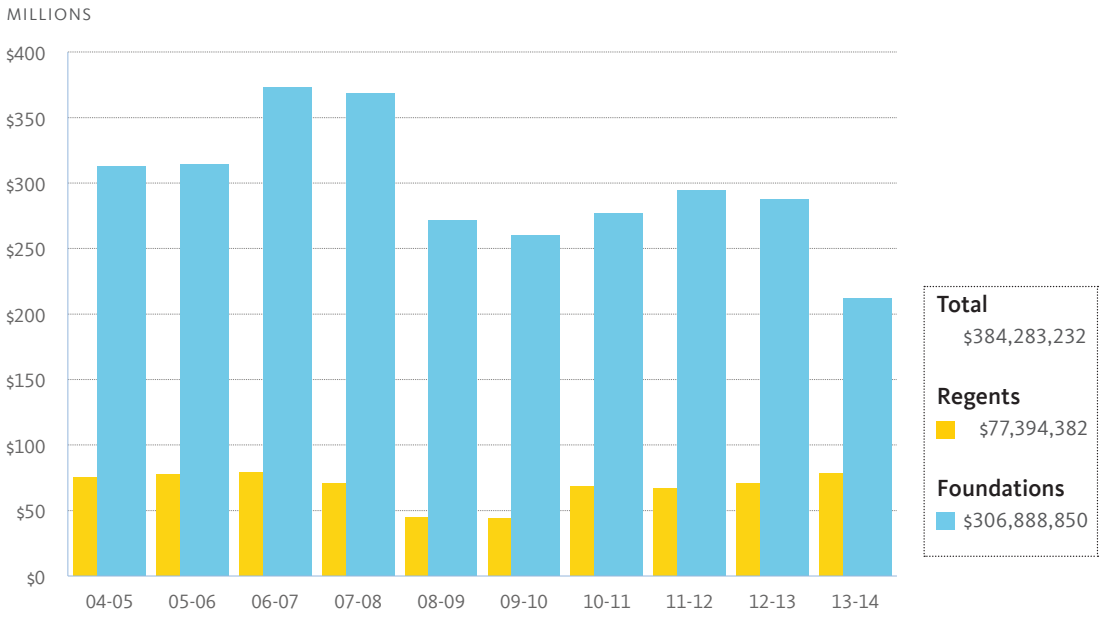

The illustrations on these pages show the total of the planned giving assets where the Regents or a campus foundation is serving as the trustee. The total under management for 2014 is $384,283,232. All of these assets are irrevocably dedicated to the University and ultimately will be distributed for charitable purposes on the campuses.

The University of California has established planned giving programs at each of our campuses. University staff work with donors and their advisers, if appropriate, to help structure gifts that meet the donors' philanthropic and financial objectives. Frequently, this results in the creation of a planned gift, such as a charitable remainder trust, pooled-income fund, charitable gift annuity, or similar gift vehicles. Under these arrangements, the principal of the planned gifts is distributed to the University upon the death of the income beneficiaries or at the expiration of a term of years to be used for the charitable purpose designated by the donors.

The totals do not include planned giving assets that are managed by third parties (banks, trust companies), bequest expectancies, or any revocable gifts.

2013–14 Total Planned Giving Assets: $384,283,232

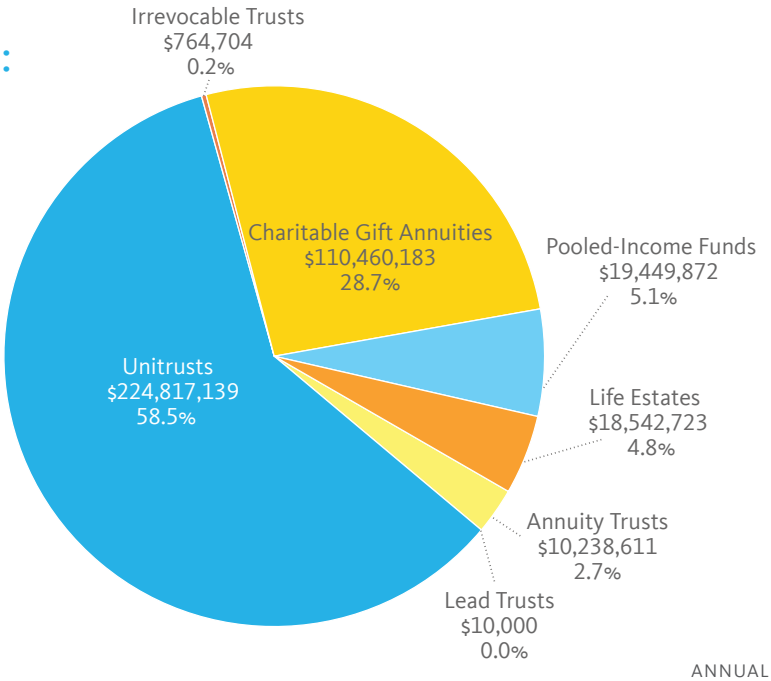

2013–14 Bequests Distributed

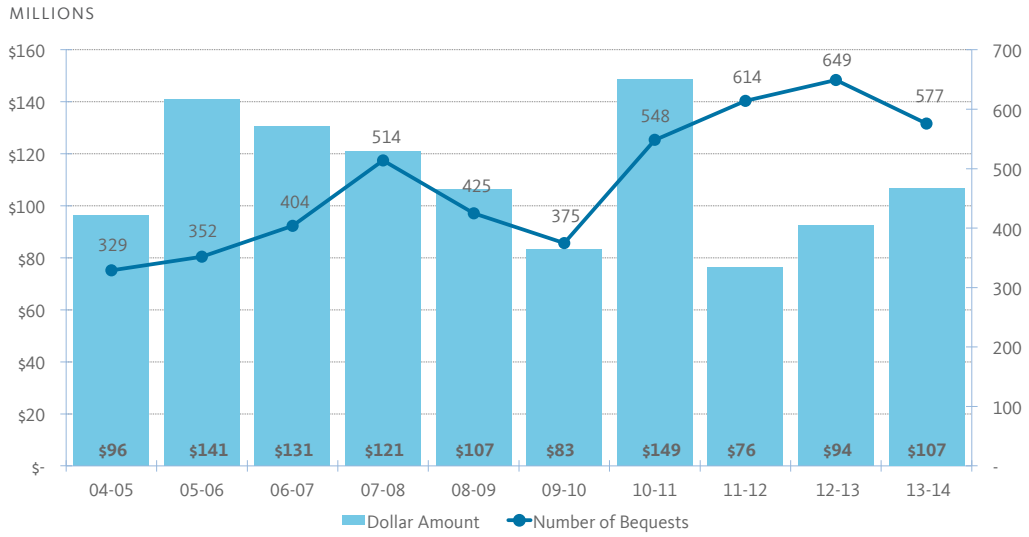

The University of California receives steady and significant support from bequests, although there is inherent unpredictability in both the number of bequests and the dollar amount received in any year. Bequests are a frequent source of endowments, as donors seek an opportunity to ensure continued support for the institution—particularly in areas such as student support via the establishment of endowed scholarship and fellowship funds.

The growth in the number of bequests received is reflective of the demographics of the UC alumni population, as well as the efforts of the campus planned giving offices. Whenever possible, the campuses steward family members and friends after receiving bequests so that they are kept aware of the use and benefits of their loved one's legacy.

This past year, the University received $107 million in distributions from 577 estates and trusts in which the University was designated as a beneficiary. These distributions may take the form of a specific bequest of property or cash, as well as a residual bequest of a percentage of the residue in the decedent's estate or trust. Frequently, a donor has provided support for a particular area during his/her lifetime, and provides a bequest to enable this support to continue into the future.

As reflected in the chart above, the number of estates and trusts that made distributions to UC this past year decreased slightly from the previous year. However, the total dollars distributed increased at approximately the same pace as the two previous years.

As noted in prior years' Reports, the variance in dollars distributed over the past ten years can be attributed to several factors. The recession caused a considerable reduction in overall estate values as real estate and stock values decreased. While pecuniary bequests have been stable, this resulted in a decline in the value of residual bequests. As the financial markets have improved, estate values are steadily increasing, as reflected in the increase in the total dollars distributed.

In addition, many estate plans allocate the decedent's estate to family members and charitable organizations based upon the estate tax implications. For many years, the uncertainty in the federal estate tax made it challenging to craft an estate plan that achieved the objective of supporting one's heirs and charitable organizations. Since the passage of the American Taxpayer Relief Act of 2012, individuals have greater assurance that their estates can be structured to meet their financial and philanthropic goals.

The Gift Planning Offices on our campuses provide information to alumni and other prospective donors to assist them in meeting their personal and charitable objectives—and also provide much-deserved recognition to donors during their lifetimes. The number of individuals who have indicated that they have provided for the University of California in their estate plans continues to grow, helping to ensure the excellence of the University for future generations.

Fundraising Campaign Status Report, June 30, 2014

NAME OF CAMPAIGN	Goals	Duration	Gifts/Pledges by 6/30/14
Berkeley *The Campaign for Berkeley*	$3,000,000,000	2005–2013	$3,128,711,433
Davis *The Campaign for UC Davis*	$1,000,000,000	2010–2014	$1,130,527,454
Irvine *Shaping the Future Campaign*	$1,000,000,000	2005–2015	$911,243,535
Los Angeles *Centennial Campaign*	$4,200,000,000	2013–2019	$1,399,317,478
Merced *No campaign underway at this time*			
Riverside *Quiet phase approved by UCOP*	$400,000,000	2011–2019	$100,134,365
San Diego *No campaign underway at this time*			
San Francisco *Campaign for the UCSF Medical Center at Mission Bay*	$600,000,000	2007–2015	$454,900,000
Santa Barbara *The Campaign for UC Santa Barbara (Phase I and Phase II)*	$1,000,000,000	2000–2017	$865,233,110
Santa Cruz *The Campaign for UC Santa Cruz*	$300,000,000	2009–2017	$179,756,095
Grand Total	**$11,500,000,000**		**$8,169,823,470**

2013–14 Restrictions on Use

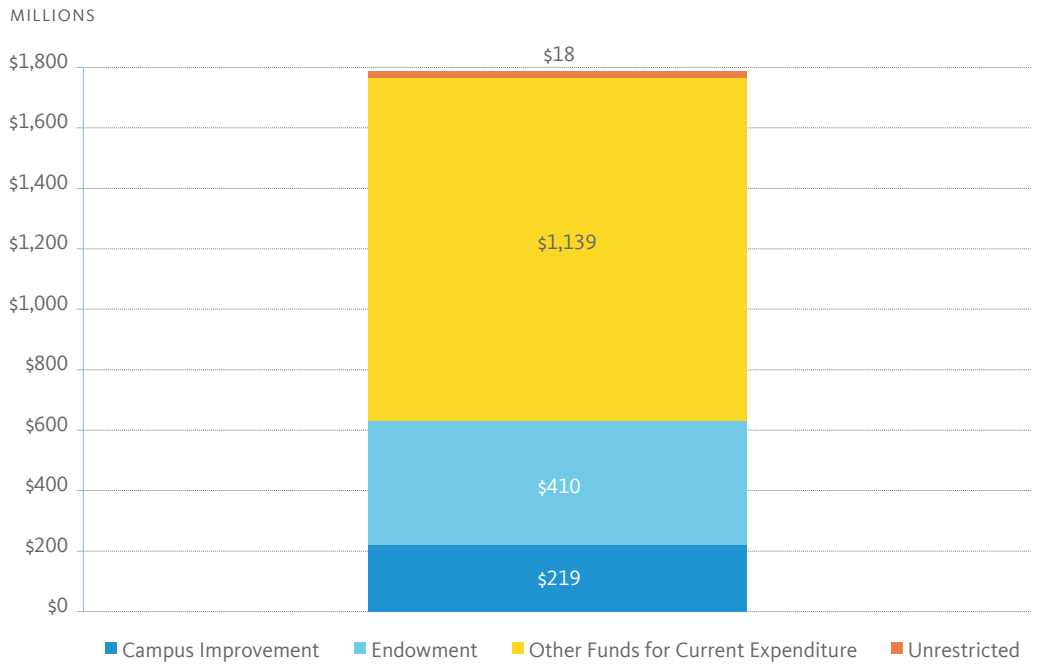

The University received $410 million (22.9%) for endowments held by The Regents and the Campus Foundations. Campus improvement funds totaled $219 million (12.3%); an additional $1,139 million (63.8%) supported other aspects of current operations. Unrestricted funds totaled $18 million and comprised 1.0% of the total for private support.

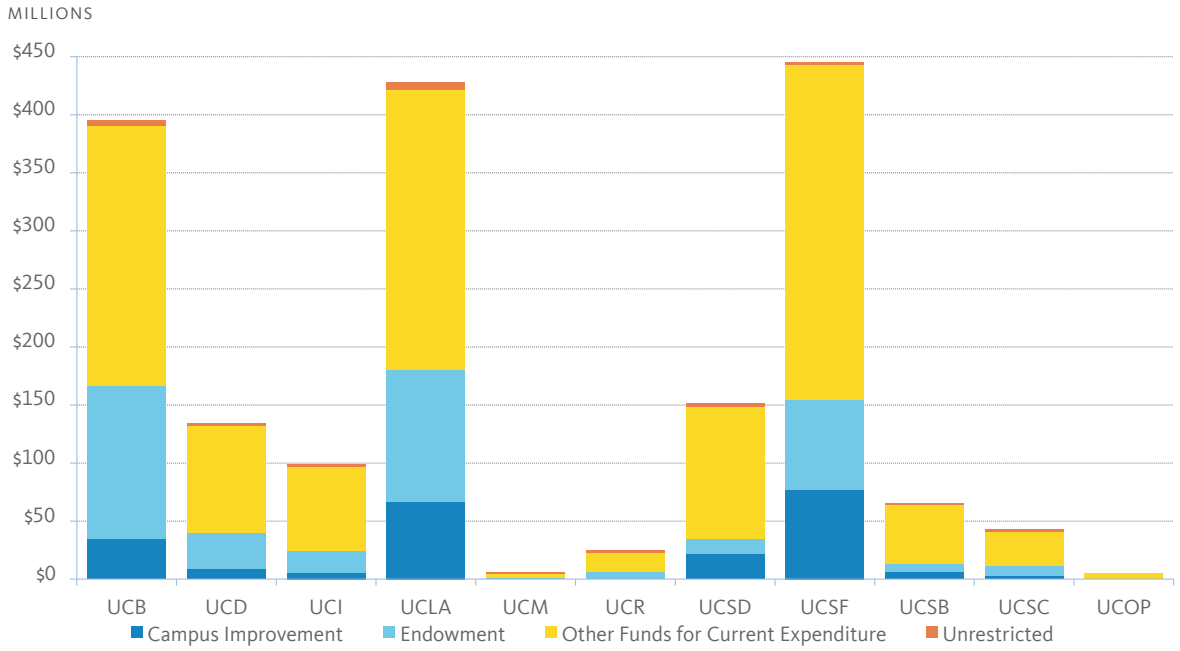

2013–14 Gifts by Discipline

Distribution By Discipline: $1,786,859,990	Total	Percentage
Agriculture and Natural Resources	$59,206,306	3.3%
Arts, Letters and Sciences	$236,251,018	13.2%
Athletics/Sports	$62,717,906	3.5%
Business/Management	$46,605,431	2.6%
Engineering	$159,585,343	8.9%
Financial Aid	$26,841,162	1.5%
Health Sciences and Medicine	$822,368,434	46.0%
Law	$34,263,731	1.9%
Libraries	$30,688,718	1.7%
Miscellaneous*	$102,483,975	5.7%
Other Academic Programs	$122,976,731	6.9%
Other Professional Schools	$65,698,531	3.7%
Veterinary Medicine	$17,172,703	1.0%
Total	**$1,786,859,990**	**100.0%**

** Chancellor and annual funds, alumni associations, energy laboratory, museums, public programs, etc.*

Gift for Health Sciences and Medicine $ 822,368,434

Campus	Total	Percentage
Berkeley	$32,390,723	3.9%
Davis	$30,348,202	3.7%
Irvine	$36,873,652	4.5%
Los Angeles	$192,029,293	23.4%
Merced	$159,546	0.0%
Riverside	$1,095,844	0.1%
San Diego	$84,441,190	10.3%
San Francisco	$444,938,223	54.1%
Universitywide	$91,760	0.0%
Total	**$822,368,434**	**100.0%**

Area		
Biological Sciences	$20,221,902	2.5%
Biomedical Sciences	$5,844,621	0.7%
Dentistry	$5,707,546	0.7%
Medical Center	$96,534,654	11.7%
Medicine	$554,460,827	67.4%
Nursing	$6,376,327	0.8%
Optometry	$1,630,469	0.2%
Other	$100,542,577	12.2%
Pharmacy	$7,978,885	1.0%
Public Health	$23,070,625	2.8%
Total	**$822,368,434**	**100.0%**

2013–14 Chairs and Professorships Cumulative

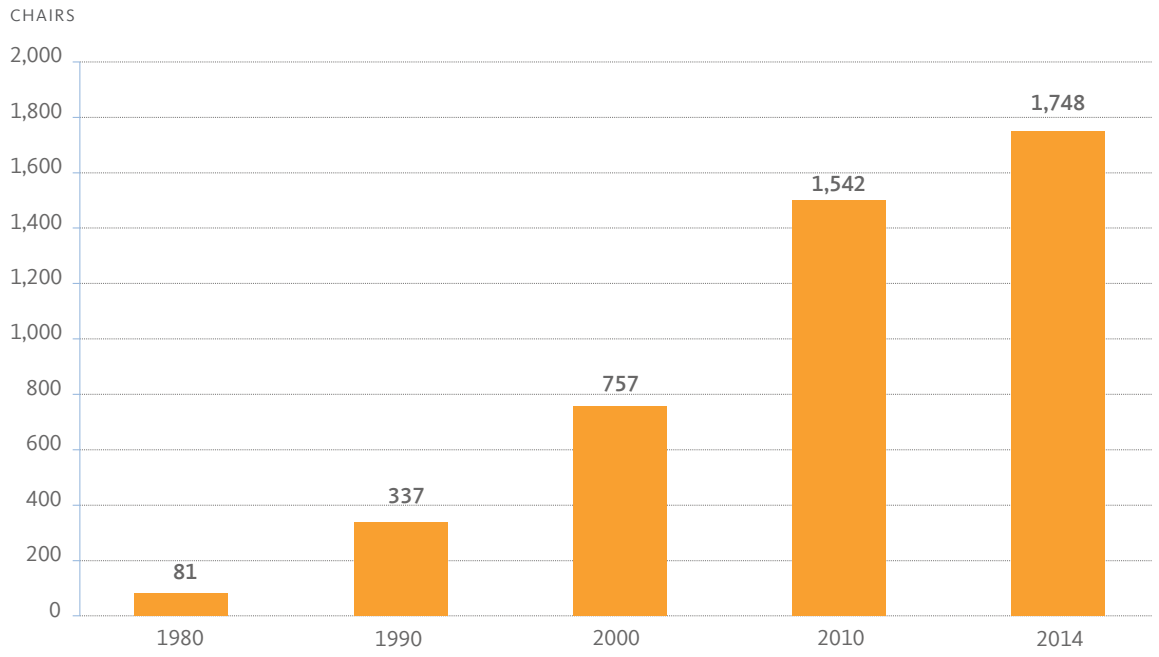

Well over half of all endowed chairs/professorships have been established since 2000. The current total, spread among the campuses, is 1,748 and growing; 53 chairs/professorships were established in 2013–14.

The chart below illustrates the extent to which the chairs that were established this past fiscal year are spread amongst the various academic disciplines.

Chairs and Professorships by Area: $72,450,008 (established 2013–14)

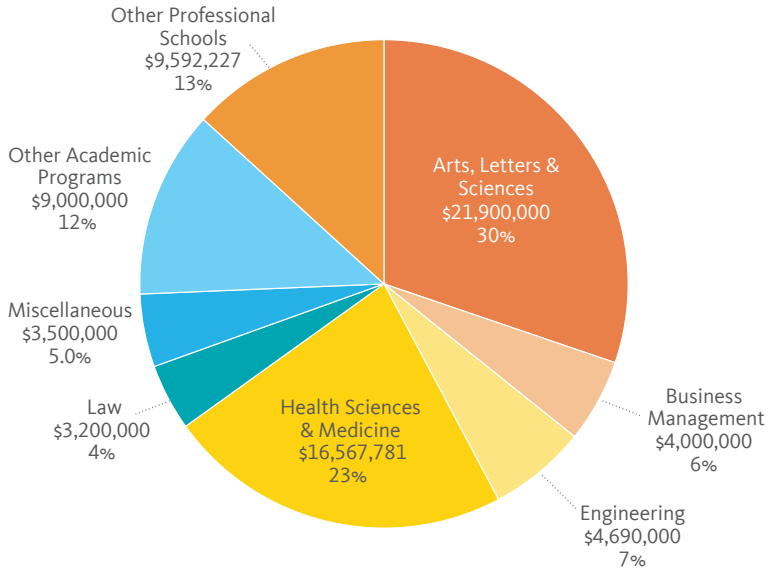

2013–14 Universitywide and Multi-Campus Programs

This section of the Annual Report focuses on Education Partnerships, which manages UC-wide programs, initiatives and services that improve and strengthen learning. Through grants, gifts and other awards from corporate, foundation and other private funders, Education Partnerships is able to provide a range of services and activities beyond the scope of our state funding. This combination of private and public support ensures that, in a time of budget contractions, we can meet core program requirements and augment them with complementary features, as described in the snapshots below:

BECHTEL FOUNDATION STEM Education is a primary interest area of the S.D. Bechtel, Jr. Foundation, and the Board of Directors believes strongly in nurturing the scientific and design power of the young mind. Advancing STEM education in California is critical for preparing students to address the most pressing national and global challenges. California relies on an innovative workforce that can only be maintained by providing opportunities for all students to succeed in STEM. A grant of $400,000 supports the COSMOS program, particularly financial assistance for students from low-income families across the state.

INTEL FOUNDATION Intel designs and builds the essential technologies that serve as the foundation for the world's computing devices. The Intel Foundation fosters educational opportunities and quality of life improvements for communities worldwide by providing funding for grants that fuel innovation in STEM, empower girls and women, inspire underserved youth, and engage with its communities. A grant of $25,000 supported eight low-income students from San Diego County to become Intel Scholars and share their research at a special community reception at UC San Diego.

LEONETTI/O'CONNELL FAMILY FOUNDATION The Leonetti/O'Connell Family Foundation serves Los Angeles County and Southern California by funding innovative programs in math, science and arts education for all ages, in an effort to enrich lives by engendering a thirst for knowledge and learning. An endowment gift of $500,000 and an annual gift of $50,000 make it possible for COSMOS to provide opportunities for outstanding high school teachers in mathematics or science to join the COSMOS community and enhance the learning experiences of all participants, as well as providing the Teacher Fellows with grants to purchase materials and equipment that enhance STEM teaching and learning in their own classrooms.

RALPH M. PARSONS FOUNDATION The Ralph M. Parsons Foundation strives to support and facilitate the work of the region's best nonprofit organizations, recognizing that many of those in need today will go on to shape the future of Southern California, to define it, redefine it, and help it set and achieve new goals. Headquartered in Los Angeles, the Parsons Foundation has been a consistent supporter of COSMOS for many years. A director's award of $20,000 and a program grant of $125,000 will help support COSMOS and provide scholarships for low-income students throughout California.

QUALCOMM FOUNDATION Qualcomm is a world-leading provider of wireless technology and services. Funding from the Qualcomm Foundation helped establish the COSMOS program at UC San Diego. The Foundation is committed to being a good neighbor in the communities they call home. A grant of $125,000 allows COSMOS to provide scholarships for low-income students from San Diego County and stipends for high school teacher fellows from the San Diego region.

Total Giving to Universitywide and Multi-Campus Programs: $4,077,307

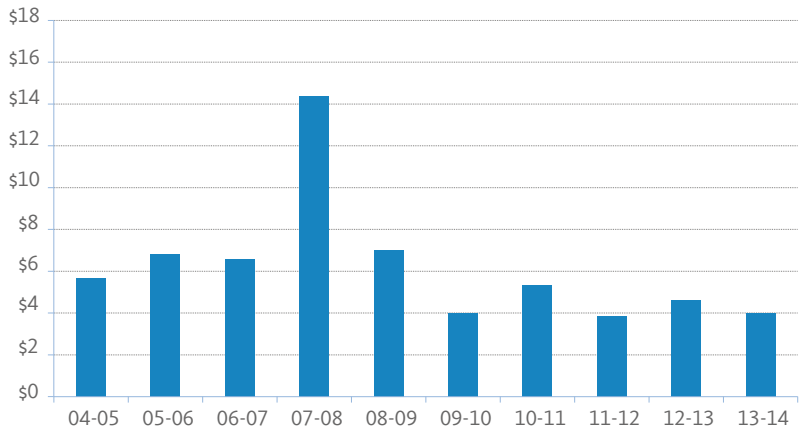

2013–14 Division of Agriculture and Natural Resources

The Division of Agriculture and Natural Resources is the bridge between local issues and the power of UC research and is comprised of: 200 locally-based Cooperative Extension advisors and specialists in 57 local offices throughout California; 130 campus-based Cooperative Extension specialists; nine Research and Extension Centers; six statewide programs; and the California Agricultural Experiment Station—700 academic researchers in 40 departments at the UC Berkeley College of Natural Resources, UC Davis College of Agricultural and Environmental Sciences, UC Davis School of Veterinary Medicine and UC Riverside College of Natural and Agricultural Sciences. This year total giving in support of the University's campus and systemwide agriculture and natural resource research and programs exceeded $76 million.

Private giving in support of ANR enriches and enhances the ability of Cooperative Extension advisors and specialists to deliver the land grant mission of the University through the distribution of research-based knowledge and information through education programs in every California county—programs that promote healthy environments, healthy food systems, healthy communities and healthy Californians. ANR's service to the state of California impacts the nation and, indeed, the world.

Gift support of ANR remained strong this year: 2,367 gifts were received from 1,682 donors totaling $4,277,308, including gifts to the California 4-H Foundation in support of the California 4-H Youth Development Program. These gifts benefited our county-based Cooperative Extension programs, Research and Extension Centers and statewide programs.

SOME OF THIS YEAR'S HIGHLIGHTS INCLUDE:

- $386,000 from the Citrus Research Board of California. This gift is a new greenhouse established at the UC Lindcove Research and Extension Center to provide a needed layer of protection for the citrus budwood produced for researchers and citrus quarantine programs throughout the world.
- $58,000 from the Bechtel Foundation in support of the planning process for a multi-year capacity building project for California 4-H Youth Development Program advisors, program representatives and volunteers to facilitate consistent, effective and high quality science learning opportunities for youth throughout the state participating in 4-H program.
- $303,000 from the California Pistachio Research Board in support of various pistachio research and extension projects on such topics as soil, water and salinity, breeding, and invasive pests and diseases. California produces 98% of the nation's pistachios and the U.S. is the second leading producer of pistachios in the world. Sixty-five percent of California's pistachio yield is exported to other countries.
- $55,000 from Mark and Jessie Milano to provide college scholarships to recognize exemplary achievement in the 4-H Youth Development Program in Modoc County.
- $200,000 from multiple donors to support UC Cooperative Extension research and extension programs in Imperial County, including vegetable and field crops, plant pathology, irrigation management, water quality and conservation, pest management, and desert natural resources.

Total Giving to Campus and Systemwide Agriculture and Natural Resources Research and Programs: $76,379,009

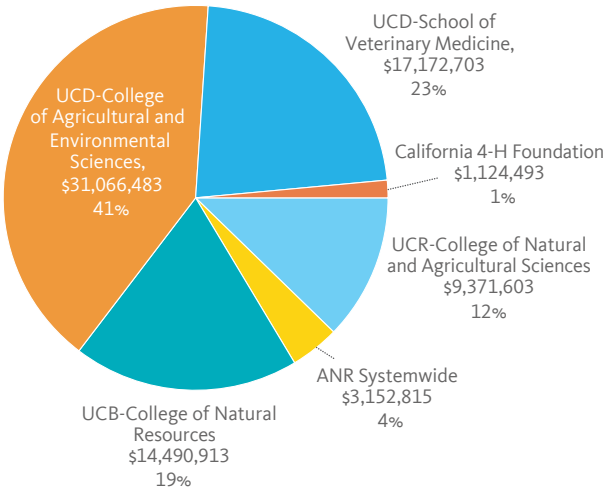

Note: Gifts to the systemwide Division of Agriculture and Natural Resources (ANR) are processed administratively by UC Davis. Consequently, the UC Davis totals recorded elsewhere in this report include $4,198,534 in gifts and private grants made to ANR.

The Campuses 2013–14

BERKELEY 2013–14

UC Berkeley raised $395 million in 2013–14, support that by mid-fiscal year helped push the campus well over its goal in The Campaign for Berkeley.

The eight-year fundraising effort — which ran through Dec. 31, 2013 — raised $3.13 billion in gifts from more than 281,000 unique donors. Despite publicly launching the campaign during the harshest economic crisis since the Great Depression, contributions were raised from enough donors to fill California Memorial Stadium four times over.

Funds from the campaign will create scholarships, fellowships and faculty chairs, and will improve the lives of people around the globe by supporting pioneering research and public service. The results reinforce UC Berkeley's world stature as a preeminent public teaching and research university and an institution beloved and supported both in the United States and abroad.

Another significant marker in the last fiscal year was the inauguration of Nicholas B. Dirks as the 10th chancellor of UC Berkeley. In his inaugural address, Dirks invoked Berkeley's "utopian ideals" and highlighted top goals for the university, including greater global engagement.

"Berkeley, with its combination of global knowledge and its strong commitment to change the world for the better, has an unmatched ability to make a real difference on a global scale," said Dirks. "We have an interdisciplinary philosophy that provides a potent base for engaging the most complex global issues: poverty, inequality, public health, climate change, sustainable sources of energy, the understanding of cultural and political conflicts."

During the past fiscal year, Dirks traveled to various countries across Asia, Europe and the Middle East to meet a wide range of people. This included alumni, parents and friends of the campus, as well as leaders in the public and private sectors, members of the media and heads of peer international universities with whom Berkeley has forged institutional research partnerships.

In remarks at the Berkeley Charity Ball, held in Hong Kong this year, Dirks underscored a variety of initiatives and programs that have been supported by, or are of interest to, the international community, including:

- The Philomathia Center, a program of the Berkeley Energy and Climate Institute working to advance energy and climate solutions.
- The Fung Institute for Engineering Leadership, preparing engineers and scientists with multidisciplinary skills to lead enterprises at all scales and in all sectors.
- SkyDeck, UC Berkeley's startup accelerator.
- The Bakar Fellows program, supporting innovative faculty research for projects with commercial promise.
- The Berkeley Institute for Data Science, designed to enable researchers to harness the full potential of the data-rich world.
- The planned Richmond Bay campus, which will harness the power of UC Berkeley and Lawrence Berkeley National Laboratory in fields of human health, the economy, energy, and the environment.

Total giving cash

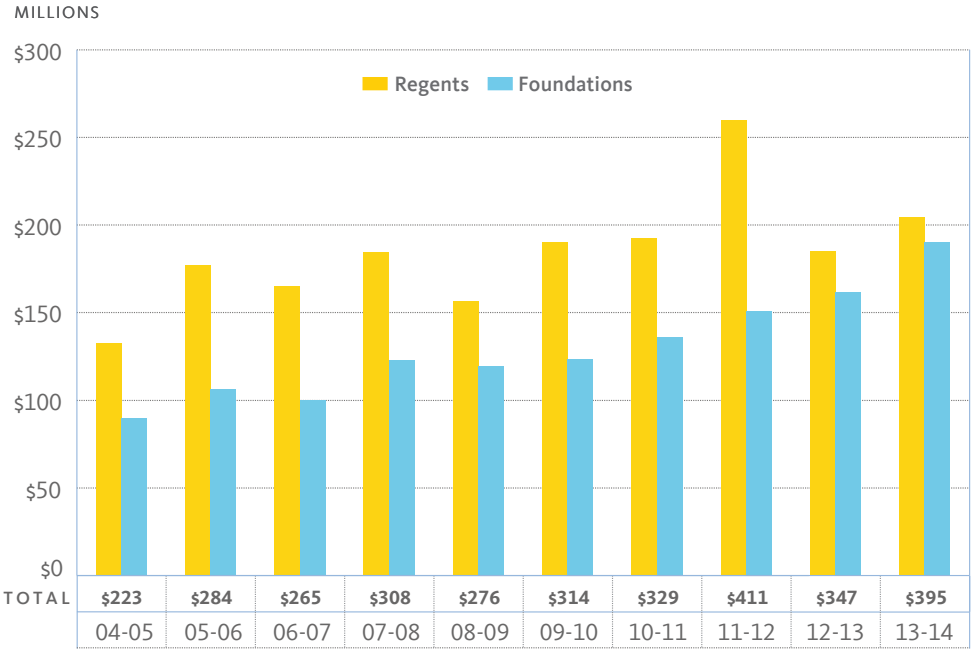

Gift source

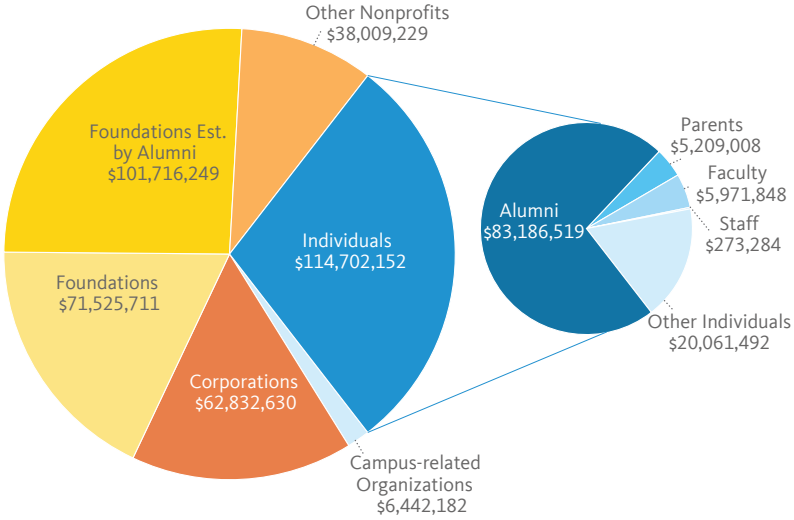

Gift purpose

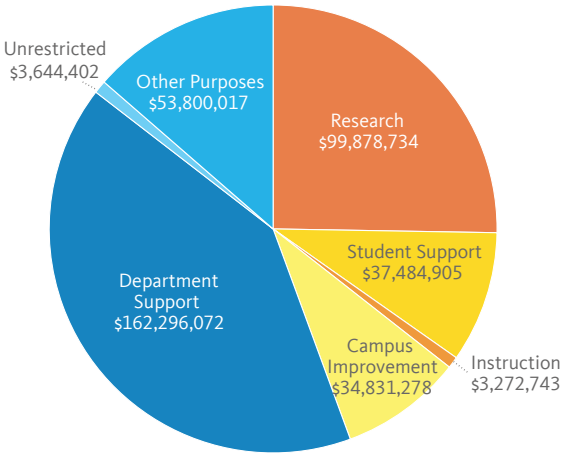

Reporting conventions

	09-10	10-11	11-12	12-13	13-14	2013–14 Totals
Cash (CAE)	**PLEDGE PAYMENTS** $91,354,199	$72,171,936	$104,705,305	$118,437,761	$121,717,301	**$395,228,152**
Accrual (REGENTS)	**NEW OUTRIGHT GIFTS** $222,500,868	$256,583,382	$306,075,730	$228,280,733	$273,510,851	**$347,995,680**
	NEW PLEDGES $90,621,428	$59,262,526	$88,507,638	$92,977,680	$74,484,830	

DAVIS 2013–14

Donors committed $165.7 million in gifts and pledges to the University of California, Davis, during the 2013-14 fiscal year, according to Council for Advancement and Support of Education guidelines. This surpasses the previous year's total of $149.1 million and marks the eighth consecutive year that philanthropic gifts and pledges to UC Davis have exceeded $100 million.

By accrual reporting standards, UC Davis raised $129.4 million. By cash reporting standards, the university raised $133.5 million.

During the fiscal year, the university celebrated successfully concluding The Campaign for UC Davis, its first comprehensive fundraising campaign. The university met its goal of raising $1 billion from 100,000 donors on November 15, 2013, more than a year ahead of schedule. The campaign concluded on May 31, 2014, with more than $1.13 billion raised from nearly 110,000 donors.

With this philanthropic support, UC Davis is advancing its engagement with the world and educating the next generation of global leaders:

- As the No. 1 university in the world for agriculture teaching and research, UC Davis continued working to find sustainable ways to feed the world's growing population thanks to donors who committed $39.1 million to the College of Agricultural and Environmental Sciences—a 35 percent increase over its total raised the previous year.
- The Andrew W. Mellon Foundation awarded $1.725 million to support four new humanities research initiatives at UC Davis, enabling scholars to collaborate across disciplines on key challenges facing society.
- Several individuals and foundations gave more than $300,000 to support study abroad programs and students.
- The Jan Shrem and Maria Manetti Shrem Museum of Art celebrated its ceremonial groundbreaking in March 2014. Made possible in part by philanthropy, the museum will showcase UC Davis' world-class fine arts collection.
- The Nichols Family (Chuck '83, '84 and Susan '81) contributed $100,000 to launch the Central Valley Scholars Program, which provides students with scholarships and job experience and helps businesses in one of the world's top agricultural regions draw an educated workforce.
- The 2014 UC Davis Prize for Undergraduate Teaching and Scholarly Achievement winner, Professor Suad Joseph, donated a portion of her award to UC Davis' Middle East/South Asia Studies Program, which increases student engagement with this geopolitically significant region. The philanthropically supported prize, the largest of its kind nationwide, is managed by the UC Davis Foundation.
- The Gordon and Betty Moore Foundation awarded a $2.4 million grant to Assistant Professor of Clinical Pathology Chris Polage to reduce hospital-acquired *Clostridium difficile* infections, a serious nationwide complication.
- Nearly $34 million went to support UC Davis students, surpassing last year's record-breaking total by more than 50 percent.

Total giving cash

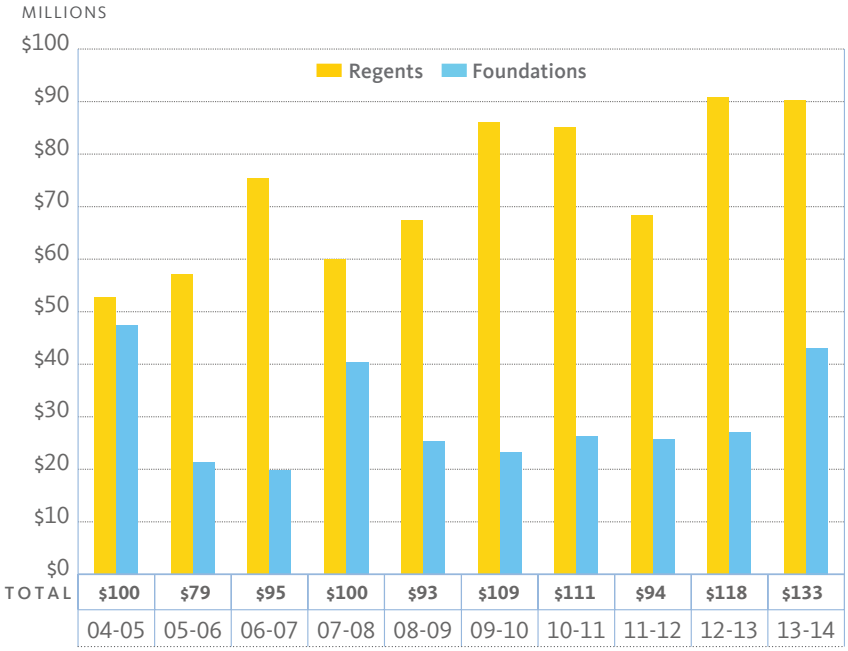

Gift source

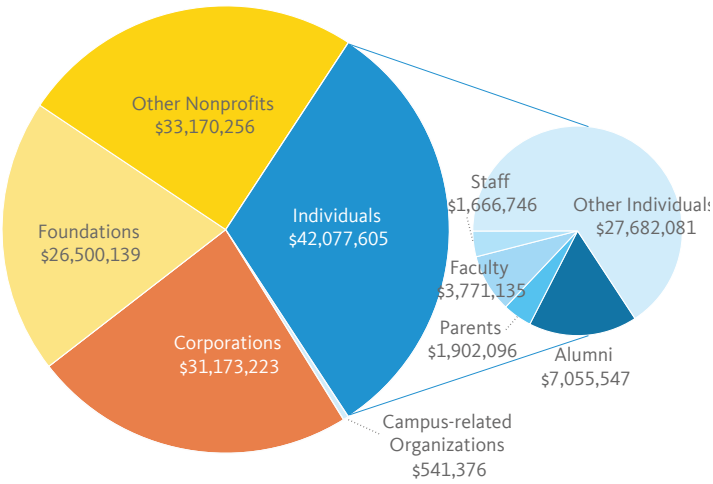

Gift purpose

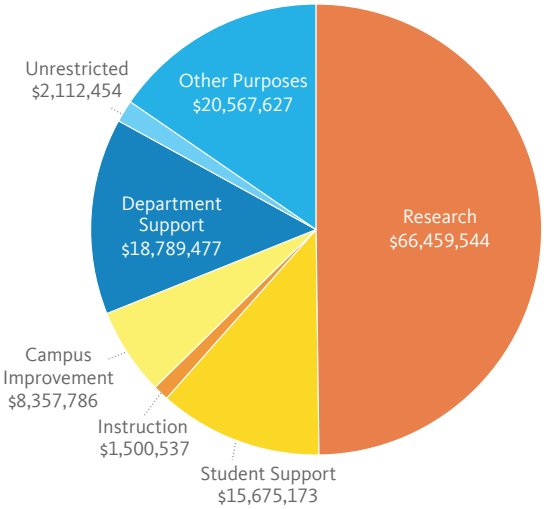

Reporting conventions

	09-10	10-11	11-12	12-13	13-14	2013–14 Totals
Cash (CAE)	**PLEDGE PAYMENTS** $26,386,610	$11,446,847	$18,796,499	$19,826,717	$25,410,235	**$133,462,598**
Accrual (REGENTS)	**NEW OUTRIGHT GIFTS** $82,847,003	$99,984,015	$75,496,069	$97,987,673	$108,052,362	**$129,394,677**
	NEW PLEDGES $20,082,689	$12,280,419	$49,010,750	$26,847,458	$21,342,314	

IRVINE 2013–14

Private giving at UC Irvine increased in 2013-14 over the previous year, with 22,474 new gifts and commitments to the campus totaling $97.9 million (cash reporting standard) and $77.8 million (accrual reporting standard). By the close of FY14, UCI's $1 billion Shaping the Future campaign had raised more than $911 million to support students, create knowledge, improve health, inspire global leaders and sustain the planet. Launched in 2005, the effort is scheduled to end in 2015 to coincide with the 50th anniversary of UCI. To date, the campaign has benefited students and faculty through:

- Undergraduate scholarships: $18.14 million
- Graduate fellowships: $50.34 million
- Academic chairs: $78.40 million
- Capital support: $84.42 million
- Program and equipment support: $679.92 million

"With the outstanding help of our philanthropic partners across the country, UCI fundraising experienced a highly successful year," said Gregory Leet, vice chancellor of University Advancement. "We are poised to enter our next half century eager to make an even greater impact on the communities and constituencies we gladly serve."

Private giving in 2013-14 supported programs and faculty research that are noteworthy regionally, nationally and globally. The John D. and Catherine T. MacArthur Foundation contributed $12.46 million for investment in faculty and the multicampus UC Humanities Research Institute hosted at UCI. The Digital Media and Learning Competition Trust Challenge, one of three projects funded by the MacArthur Foundation, invites applicants from around the world to develop innovative tools—such as apps, badge systems or data management platforms—that enhance the privacy, security and safety of online learning environments for youth and college students.

The W.M. Keck Foundation funded two UCI research projects: $1 million to test models for controlling the spread of malaria, the leading cause of death in Africa; and $1 million to study chemical reactions on the surfaces of liquids using X-ray beams—designed to better understand the chemistry of the air that leads to smog pollution.

More than 200 faculty members research internationally significant topics such as conservation biology; ocean health and water resource administration; global systems modeling; energy conservation; climate change-related famine, disease and poverty; and environmental law and public health.

In 2014, *Sierra* magazine ranked UCI the "greenest" college in the United States, and the U.S. Department of Energy recognized UCI for surpassing its Better Buildings Challenge goal of improving campus energy efficiency by 20 percent by 2020.

UCI was honored to host President Barack Obama as the featured commencement speaker in front of 40,000 guests at Angel Stadium of Anaheim. He praised UCI for being "ahead of the curve" on climate change research, energy efficiency and sustainability. UCI continues to address these global issues by bringing together the university's talents in research, education, engagement and philanthropy.

Total giving cash

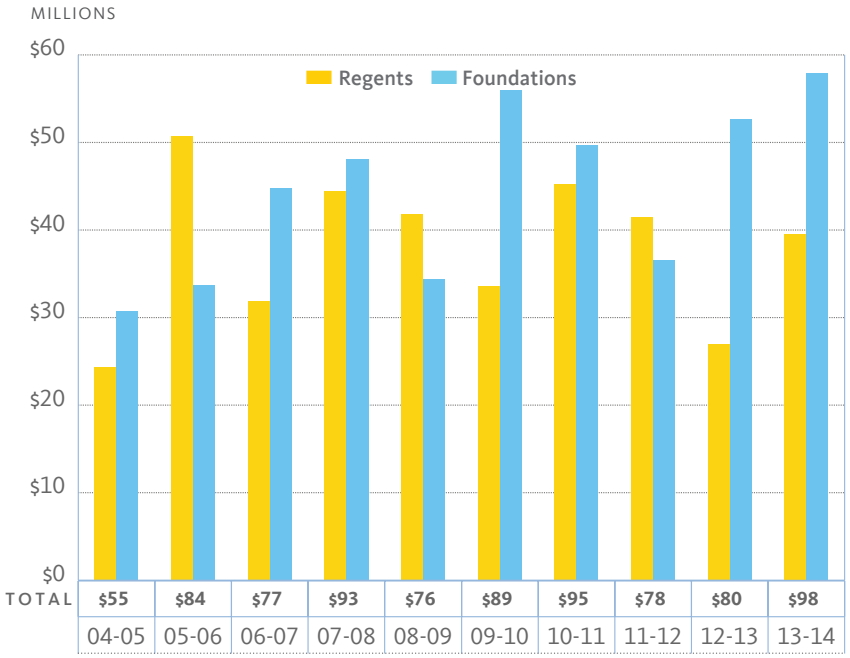

Gift source

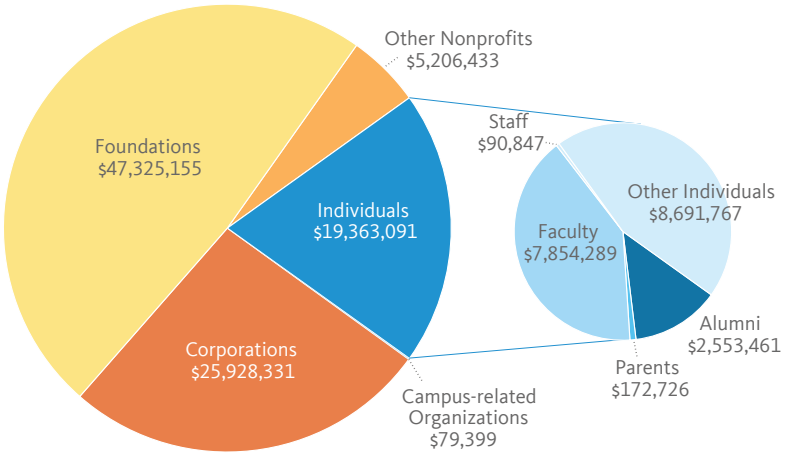

Gift purpose

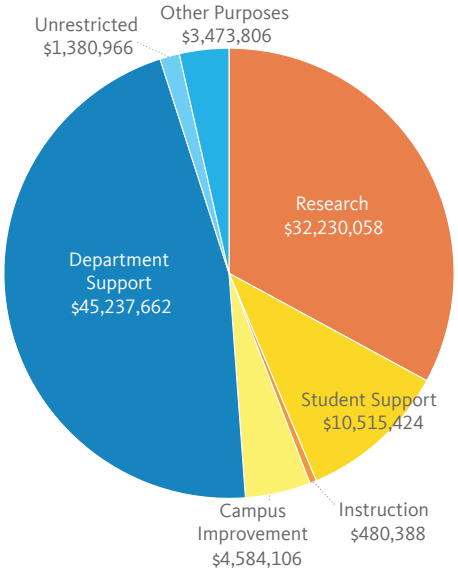

Reporting conventions

	09-10	10-11	11-12	12-13	13-14	2013–14 Totals
Cash (CAE)	**PLEDGE PAYMENTS** $38,553,500	$22,448,501	$16,997,390	$20,847,037	$31,333,677	**$97,902,409**
Accrual (REGENTS)	**NEW OUTRIGHT GIFTS** $50,914,220	$72,453,413	$61,027,726	$58,740,622	$66,568,732	**$77,815,461**
	NEW PLEDGES $6,590,047	$30,888,088	$19,715,495	$18,881,218	$11,246,729	

LOS ANGELES 2013–14

In 2013–14, UCLA's community of donors answered the call of The Centennial Campaign for UCLA, the largest fundraising effort in the history of public higher education, with broad enthusiasm and philanthropic commitments. Gifts and pledges to UCLA totaled a record-breaking $557 million in support of the university's mission of teaching, research and service. This amount included more than $45 million in student support, $36 million in faculty support, $116 million for capital projects, $256 million in research funding and $104 million in discretionary support. (Cash gifts exceeded $427 million.)

As our partnerships grow, so does UCLA's global role in tackling 21st-century challenges. New York Giants co-owner Steve Tisch donated $10 million to the Department of Neurosurgery at the David Geffen School of Medicine at UCLA to launch the UCLA Steve Tisch BrainSPORT Program. It will be the world's most sophisticated research, prevention, diagnosis and treatment program for concussions and brain injuries, with a particular emphasis on young athletes.

Support for pioneering UCLA faculty is driving new innovations with worldwide implications, like the new Internet architecture being developed by a team led by Lixia Zhang, who holds the Jonathan B. Postel Chair in Computer Science. The chair, named after renowned computer scientist Jonathan Postel '66, M.S. '68, Ph.D. '74, was initially established by a distinguished group of Postel's friends and family, and supports a leading UCLA faculty member making strides in Internet-related research.

Helping the university to connect with the cultures of the world is a gift to the Fowler Museum at UCLA valued at $14 million from Jay T. and Deborah R. '60 Last. The donation consists of 92 stunning wood and ivory figures, masks, tools and spoons made by the Lega people of the Democratic Republic of the Congo, and offers invaluable insight into one of the African continent's most fascinating and complex societies.

Strong resources to attract the very best students to the UCLA campus—and strong resources for them to study abroad—also are essential to preparing our future graduates as participants in an increasingly global community. A gift of $1 million from philanthropists Shirley '90 and Walter Wang has created an endowed scholarship fund in their name to support deserving UCLA undergraduates and an endowed study abroad scholarship fund for students enrolling in UCLA-sponsored study abroad programs.

More and more, the world looks to UCLA as a source of life-changing discoveries, innovations and solutions. With the support of our philanthropic partners, we set our sights on a future that will eclipse the greatest achievements of our past.

Total giving cash

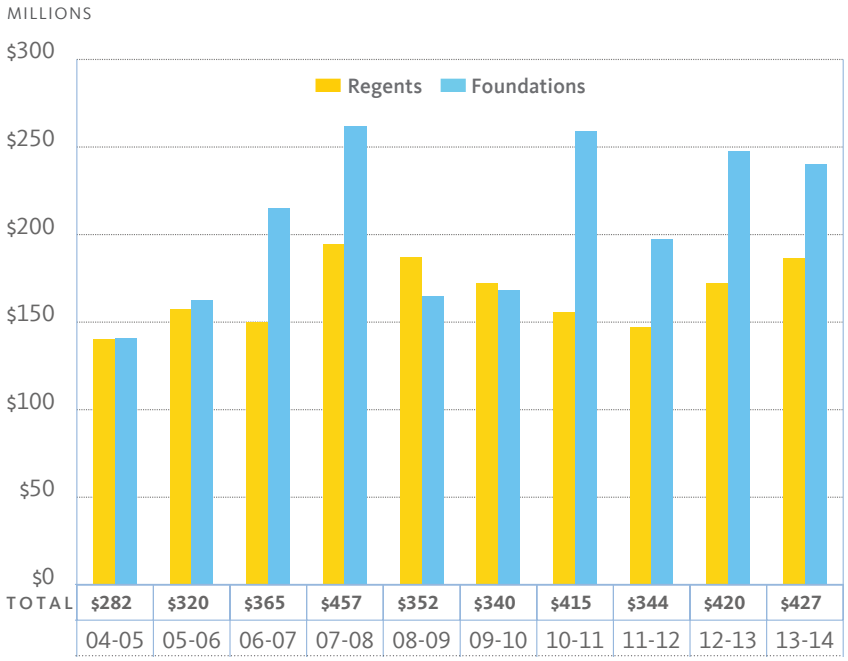

Gift source

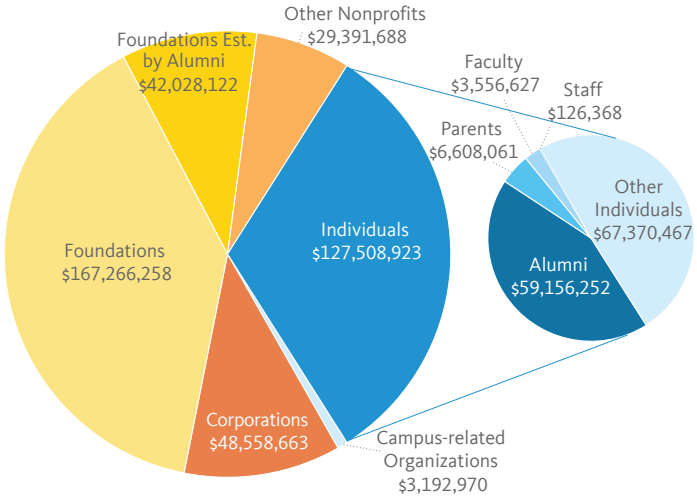

Gift purpose

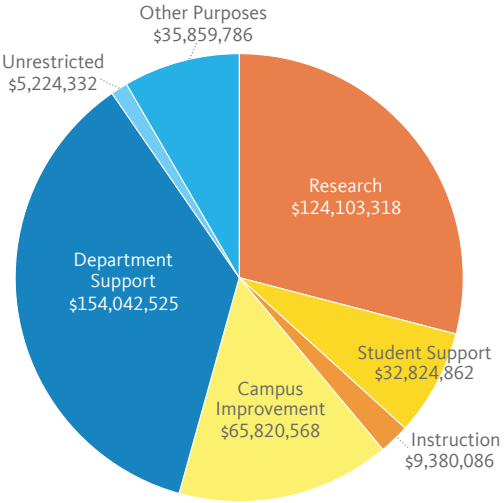

Reporting conventions

	09-10	10-11	11-12	12-13	13-14	2013–14 Totals
Cash (CAE)	**PLEDGE PAYMENTS** $114,530,302	$159,631,629	$93,926,895	$140,987,659	$151,474,162	**$427,255,476**
Accrual (REGENTS)	**NEW OUTRIGHT GIFTS** $225,876,461	$255,398,793	$250,274,254	$278,659,021	$275,781,314	**$557,130,702**
	NEW PLEDGES $153,404,140	$224,099,756	$151,866,235	$233,413,810	$281,349,387	

MERCED 2013–14

UC Merced may have been built to help serve California's San Joaquin Valley, but its reach is much larger than that.

Raising more than $5.12 million in private support from donors in 2013–14, UC Merced is going global with a new Blum Center for Developing Economies and an international graduate student fellowship fund, in addition to the research conducted around the world.

By focusing on "Global California: The World at Home," the UC Merced branch of the Blum Center hopes to work on developing-world challenges that can be seen right here in the Valley.

Many of the region's challenges have parallels around the world, providing opportunities for UC Merced to learn from other communities, and vice versa.

Richard C. Blum provided a generous gift to establish an endowment to support critical center operations. The center will look for ways to engage communities in their own long-term success via environmentally, economically and socially sound approaches.

"The Blum Center at UC Merced represents a unique collaboration of faculty and students in the schools of Social Sciences, Humanities and Arts, Engineering and Natural Sciences, working in conjunction with their colleagues at UC Berkeley to address a number of the problems of the San Joaquin Valley," said Vice Chancellor for Research Sam Traina. "We anticipate a steady increase in this effort and fully anticipate that it will evolve into one of the signature programs of UC Merced."

A new fellowship fund for graduate students also will help bring the global community home to UC Merced.

Longtime campus supporters Dr. Donald and Effie Godbold established the Dr. Donald and Effie Godbold Endowed Fellowship Fund for international graduate students.

The Godbolds' fellowship will help the campus recruit and retain top international graduate students. The Graduate Division dean will use the returns on investing the endowment to support graduate fellowships.

The fellowship will support one student annually. UC Merced makes a focused effort each year to attract and retain international students. This year, the campus has more than 130 international graduate students, from countries such as China, Iran, Bangladesh, Australia, Cyprus, Belize, Ukraine, Yemen, Malaysia, Nepal, Sri Lanka and all across Europe.

"International students contribute to the vitality of our graduate programs and the campus more generally, bringing new perspectives and experiences to the classroom and laboratory," Graduate Dean Marjorie Zatz said. "UC Merced seeks to become a leader in global research partnerships and graduate training, and fellowships such as these will allow us to recruit exceptional graduate students from around the world. We are very grateful to Dr. Donald and Effie Godbold for their support."

Total giving cash

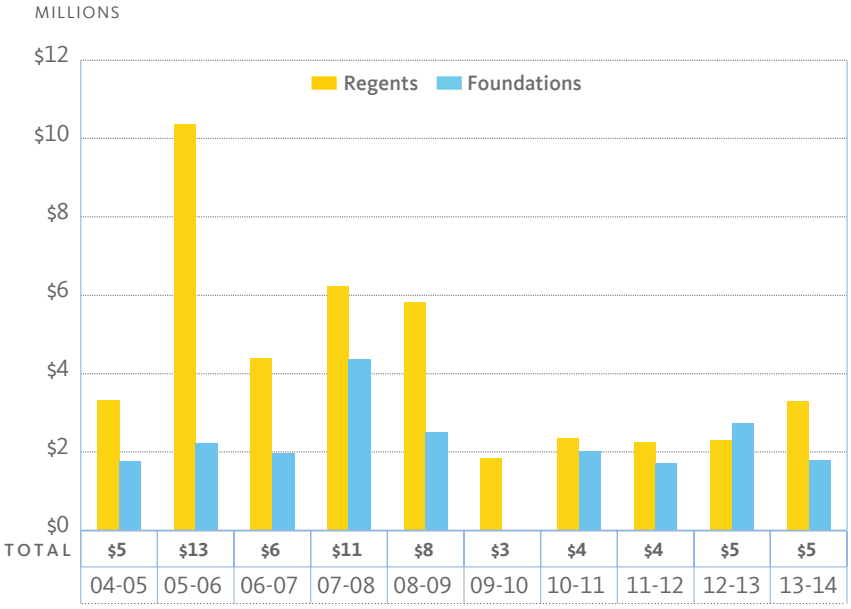

Gift source

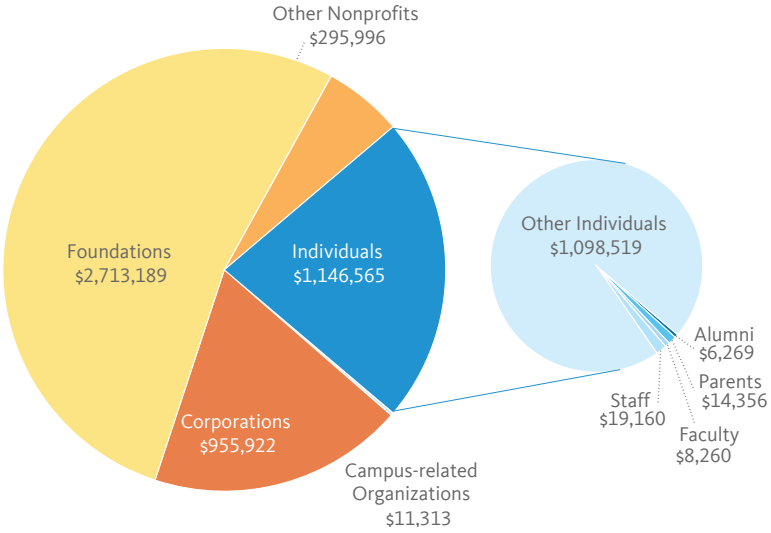

Gift purpose

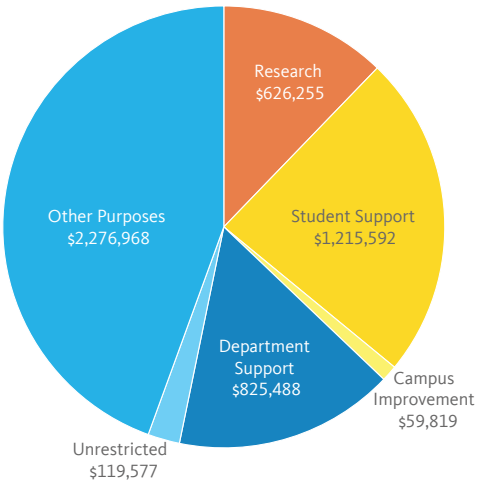

Reporting conventions

	09-10	10-11	11-12	12-13	13-14	2013–14 Totals
Cash (CAE)	**PLEDGE PAYMENTS** $1,030,268	$2,306,297	$2,137,698	$2,098,962	$2,127,447	**$5,123,699**
Accrual (REGENTS)	**NEW OUTRIGHT GIFTS** $1,741,055	$2,072,132	$1,837,364	$2,941,107	$2,996,253	**$4,181,274**
	NEW PLEDGES $1,388,932	$4,504,017	$647,693	$1,488,470	$1,185,021	

RIVERSIDE 2013–14

UC Riverside is poised and well-prepared for the global expansion of the university. Involved with Mexico through its long-running UC MEXUS program (fostering graduate study and collaborative research in the U.S. and in Mexico), the campus has been asked by UC President Janet Napolitano to lead the UC-Mexico initiative, which seeks to broaden academic engagement by the university system with Mexican higher education, increase collaborations with scientific research organizations, and provide for expansion of student and faculty exchange. In its inaugural year, UCR has received nearly $100,000 in private support for these nascent efforts.

With the new School of Public Policy preparing to accept its charter class, there is a keen focus on global collaboration to examine and address world problems such as increasing crop yields, decreasing malnutrition, understanding climate change around the globe, improving K-12 education, and understanding population migration. In addition, the campus will add a vice provost for international affairs to coordinate international support programs, improve linkages with other nations and universities, and provide leadership in defining a global agenda for UCR.

While the coming months and years will see an exciting acceleration in the international dimension of higher education in the UC system, there already are many research activities and experiences for UCR faculty and students underway. The campus has numerous research activities with China through both the Bourns College of Engineering (for example, $330,000 this year from Winston Energy Ltd.) and the School of Business Administration. The College of Natural and Agricultural Sciences has many efforts focused on the issues of water and food quality and safety.

An entirely different area of global focus has been boosted by a $4.27 million bequest from Jay K. Klein's trust. Klein was an accomplished photographer who chronicled the science fiction fan phenomenon and created a unique record of how authors interact with their fans. While Klein operated mainly in North America during the last half of the 20th century, the Jay K. Klein Endowed Fund for the Support and Preservation of Science Fiction and Fantasy Collections at UCR Libraries will help the campus to expand the science fiction collection to reflect the output of Asian American and African American writers, and authors from Latin America and other parts of the world.

Total giving cash

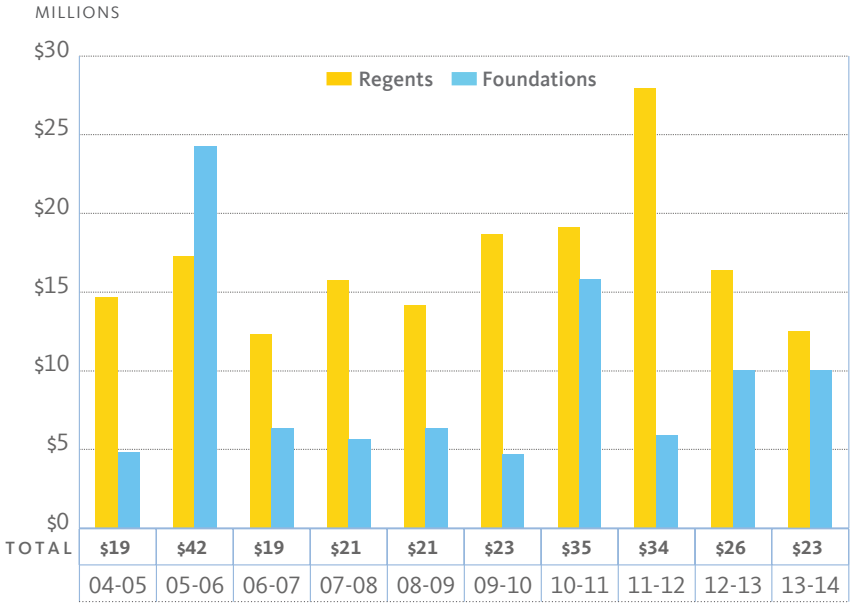

Gift source

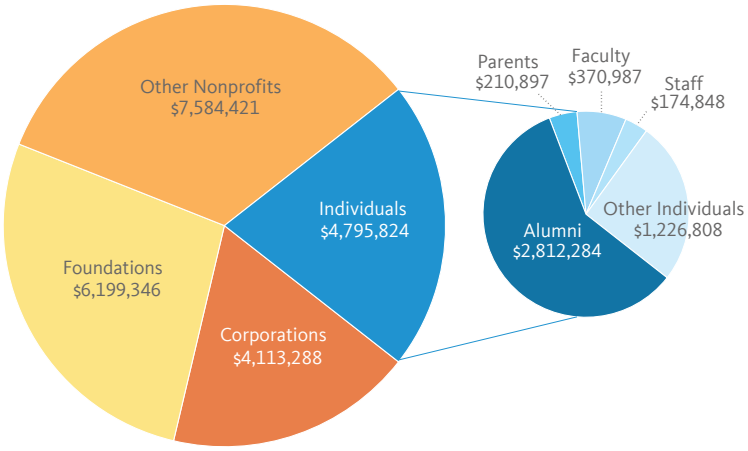

Gift purpose

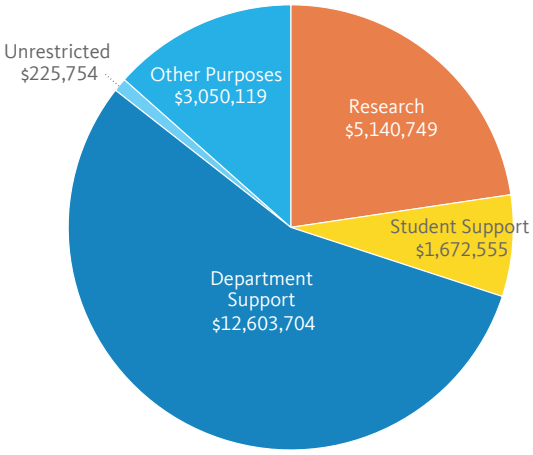

Reporting conventions

	09-10	10-11	11-12	12-13	13-14	2013–14 Totals
Cash (CAE)	**PLEDGE PAYMENTS** $4,648,120	$13,305,070	$4,143,444	$10,536,491	$1,768,696	**$22,692,880**
Accrual (REGENTS)	**NEW OUTRIGHT GIFTS** $18,764,510	$21,635,182	$29,693,559	$15,899,081	$20,924,184	**$22,167,422**
	NEW PLEDGES $4,633,960	$12,929,730	$6,636,867	$4,869,636	$1,243,238	



SAN DIEGO 2013–14

In fiscal year 2013–14, UC San Diego raised $148.3 million in private support ($150.4 million under CAE reporting standards) from 30,000 donors.

Nearly $92 million was from charitable gifts, with another $56 million from private grants. Donors designated $81.8 million or 55 percent of the total for research; other purposes, including capital, accounted for the remaining $66.5 million. Of the total support, $80.2 million was designated to benefit UC San Diego's Health Sciences and $68.1 million was for the general campus and Scripps Institution of Oceanography.

UC San Diego continued efforts to raise funds toward the new Jacobs Medical Center, with a one-to-one matching opportunity created from a $25 million anonymous challenge grant. Businessman and philanthropist T. Denny Sanford committed $100 million for the creation of the Sanford Stem Cell Clinical Center ($3 million of which is included in private support). An anonymous donor created the Richard C. Atkinson Laboratory for Regenerative Ophthalmology at the Shiley Eye Center with a $6.5 million commitment ($500,000 of which is included in private support).

Endowed gifts totaled $12.6 million, including a $2 million bequest from the late Professor Emeritus Devendra Lal to create an endowed fund for academic excellence at Scripps Oceanography, more than $2 million from an anonymous donor for surgical breast health and a $1 million endowed gift from Carol Lazier and Family to establish a center and endowed chair focused on social innovation at the Rady School of Management. UC San Diego alumni Sandra Timmons and Richard Sandstrom, co-founder of Cymer, Inc., committed an endowed gift of $1.2 million to support graduate students in the Jacobs School of Engineering and undergraduates through the Chancellor's Associates Scholars program.

Following is a sampling of the other generous donors who provided support through leadership and legacy gifts and grants:

- $7.5 million in grants from The Leukemia & Lymphoma Society to support Moores Cancer Center, Biological Sciences and Cellular and Molecular Medicine;
- $3.8 million in grants from the Robert Wood Johnson Foundation to support Family and Preventative Medicine and the Qualcomm Institute;
- $3 million pledge from the Gordon Foundation to fund the Bernard and Sophia Gordon Engineering Leadership Center at the Jacobs School of Engineering;
- $2.6 million in grants from the American Heart Association to support research in Medicine, Pharmacy, Engineering, Biological Sciences and Physical Sciences;
- $1.9 million gift in kind for the papers of noted physician, virologist and humanitarian Jonas Salk, donated by his sons, Peter, Darrell and Jonathan;
- $1.1 million in grants from the Carnegie Corporation of New York Foundation to the Institute of Global Conflict and Cooperation; and
- $500,000 pledged by San Diego Chargers chairman and president Dean Spanos to support a new Athletic Performance Center.

Total giving cash

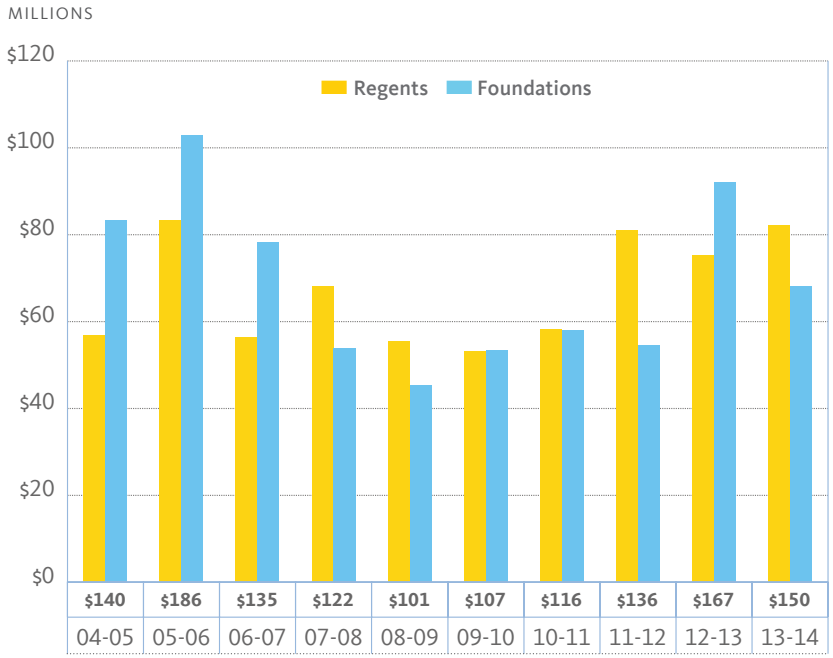

Gift source

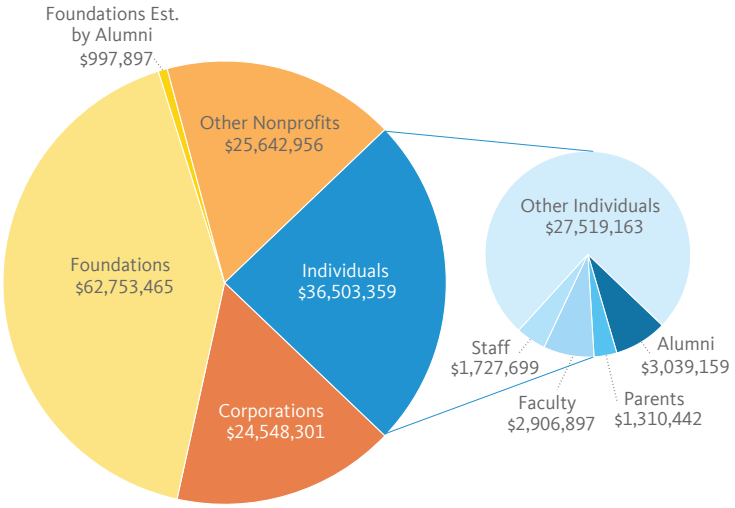

Gift purpose

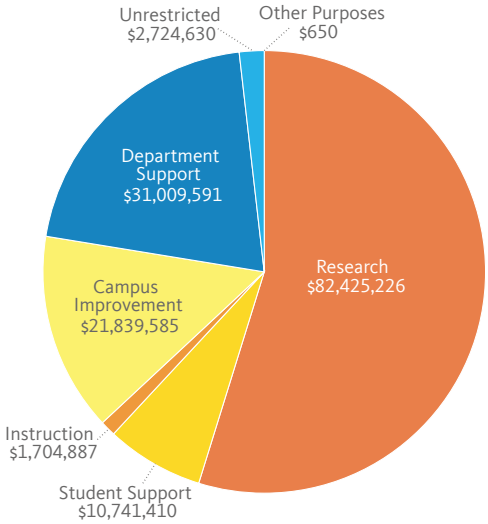

Reporting conventions

	09-10	10-11	11-12	12-13	13-14	2013–14 Totals
Cash (CAE)	**PLEDGE PAYMENTS** $18,209,880	$16,317,590	$13,590,752	$21,567,848	$19,420,957	**$150,445,978**
Accrual (REGENTS)	**NEW OUTRIGHT GIFTS** $88,389,169	$99,833,138	$121,951,805	$145,835,727	$131,025,021	**$148,308,858**
	NEW PLEDGES $59,015,652	$20,871,732	$9,173,520	$4,530,369	$17,283,836	

SAN FRANCISCO 2013–14

In a momentous display of generosity and belief in UCSF's mission, donors contributed $445 million during fiscal year 2013–14—the highest amount in UCSF's history and a record for the University of California system. New gifts and pledges totaled $580 million, which also broke the UC record.

The gift total reflects a 15 percent increase from private donations in fiscal year 2012–13 and easily surpasses the previous UCSF record of $409 million set in fiscal year 2010–11. More than 20,000 donors contributed to this pacesetting philanthropy, which will reverberate far and wide. Several transformative gifts and pledges announced during the banner fiscal year will allow our leading scientists, health care providers and students to vastly improve the health of people worldwide:

- Strengthening Children's Health Care Across the Bay Area. A $100 million pledge from Lynne and Marc Benioff to UCSF Benioff Children's Hospital San Francisco and UCSF Benioff Children's Hospital Oakland, which affiliated in January 2014, will underwrite the recruitment and retention of outstanding physician-scientists who will practice in the UCSF Benioff Children's Hospitals. The gift also will help UCSF Benioff Children's Hospital Oakland modernize patient care facilities.
- Improving Children's Health Around the World. A $100 million, 10-year global initiative will address the epidemic of premature birth, the leading cause of death for newborns and the second leading cause of death for children under age 5. The initiative will be jointly funded by Lynne and Marc Benioff in partnership with the Bill & Melinda Gates Foundation.
- Advancing Women's Health. A $50 million gift from Gordon and Betty Moore will help fund the region's first women's hospital and advance the initiatives of the UCSF National Center of Excellence in Women's Health. The Betty Irene Moore Women's Hospital will be part of the new state-of-the-art UCSF Medical Center at Mission Bay, opening in February 2015.
- Fueling Ph.D. Education and Biomedical Discovery. A $30 million gift from Sir Michael Moritz and Harriet Heyman, matched by $30 million in additional funding, established the Discovery Fellows Program, the largest endowed Ph.D. program in the history of the University of California system. UCSF graduate students are central drivers of biomedical innovation on our campus and frequently rise to scientific leadership across the nation and world.

In addition to these major gifts and pledges, contributions to UCSF's annual fund programs continued to climb, from $3 million in fiscal year 2010–11 to $4 million in fiscal year 2013–14. The annual fund gained almost 1,600 new donors, strengthening UCSF's base of support to ensure a vibrant future. Alumni giving also enjoyed a watershed year. Energized by UCSF's 150th anniversary celebration, more than 7,000 alumni contributed $23 million—the highest amount for alumni fundraising in UCSF history.

Total giving cash

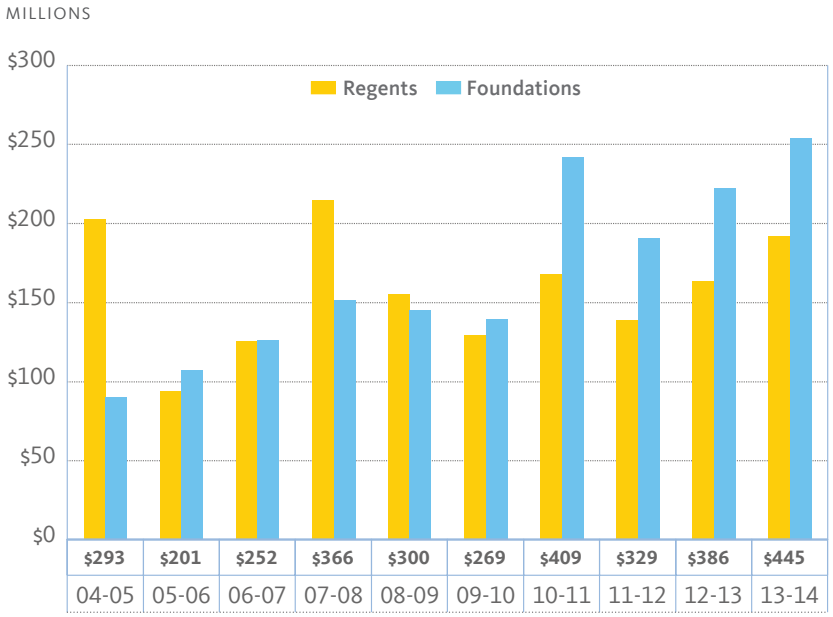

Gift source

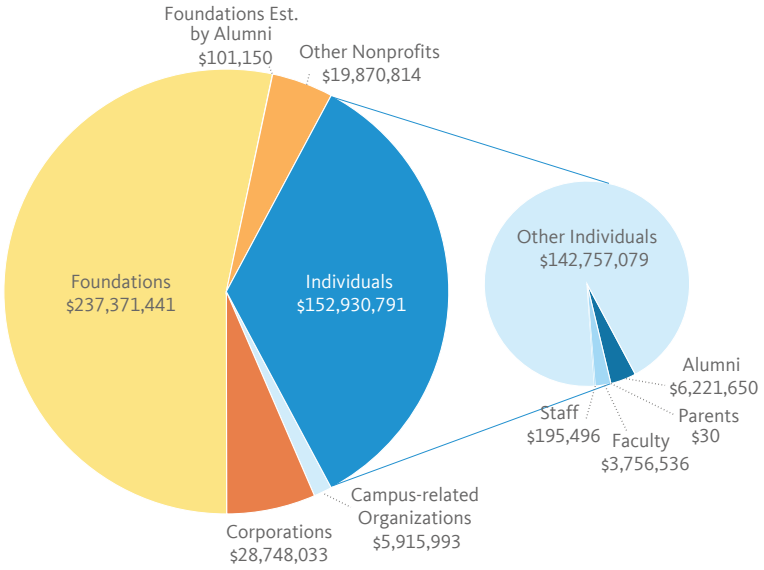

Gift purpose

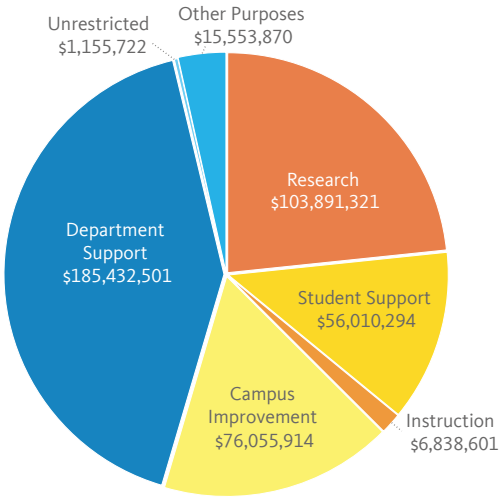

Reporting conventions

	09-10	10-11	11-12	12-13	13-14	2013–14 Totals
Cash (CAE)	**PLEDGE PAYMENTS** $85,008,902	$162,808,554	$100,617,363	$156,283,574	$126,229,382	**$444,938,223**
Accrual (REGENTS)	**NEW OUTRIGHT GIFTS** $183,896,040	$246,639,409	$228,859,764	$229,461,801	$318,708,841	**$580,448,228**
	NEW PLEDGES $245,115,850	$107,482,402	$71,811,872	$39,867,381	$261,739,387	

SANTA BARBARA 2013–14

The Campaign for UC Santa Barbara is transforming the university in myriad ways, thanks to a steady increase in private support and, equally, to growing numbers of people more closely involved with our campus. This expansion of both financial and personal engagement has allowed us to build a premier university that is ranked consistently among the top institutions in the world.

Private philanthropy in 2013–14 reached $77.7 million ($73.5 million in accrual reporting standards and $4.2 million in irrevocable bequests), raising our campaign total to $865 million as we steadily push toward our $1 billion goal. We're so close. The campus also saw 11,000 new donors join its ranks of benefactors in the past year—helping us raise $65 million in cash gifts.

Our alumni remain dedicated donors, accounting for an average 14 percent of all dollars received during the campaign. Parents, including parents of graduates, also continue to be a strong source of private support. Corporate and foundation support consistently have made up 60 percent of our totals, reflecting larger contributions raised in partnership with faculty and researchers to further their breakthroughs and innovations.

Direct private support for students in 2014 hit $7 million, bringing to $70 million the total campaign dollars raised for scholarships, fellowships and awards, safeguarding student access to a top-ranked university and affording them the ability to excel free from financial strain. Allowing us to recruit and retain top faculty, the growth of our endowment by 300 percent during the campaign—six new endowed chairs were raised in the last year alone—also is a huge boon to students.

UC Santa Barbara received 18 leadership gifts of $1 million or more, adding up to $43 million, in 2013–14. These transformative contributions included $9 million for the Solid State Lighting & Energy Electronics Center, where pioneering researchers in energy-efficient power are leading the world with new discoveries. A $5 million gift to the Institute for Energy Efficiency will advance efforts to address critical energy issues such as production, storage and computing. A $5 million pledge to the Carsey-Wolf Center—among the first facilities of its kind at a major research university—will help humanists and social scientists collaborate to teach and study all forms of mass media, increase public understanding of the role of media in society and inform policy debates. Funding of $5.4 million for theoretical physics and the sciences is enabling biomedical breakthroughs to benefit humankind, and aiding the quest for answers about the fundamental nature of our universe.

From eight-figure leadership gifts to the thousands of smaller donations that we receive each year, the entire spectrum of private support for UC Santa Barbara is critical. Whether funding student scholarships and faculty research, or enabling new program development and capital improvements, giving at every level makes an immeasurable impact as we pursue our mission of research, teaching and public service for California and a global society.

Total giving cash

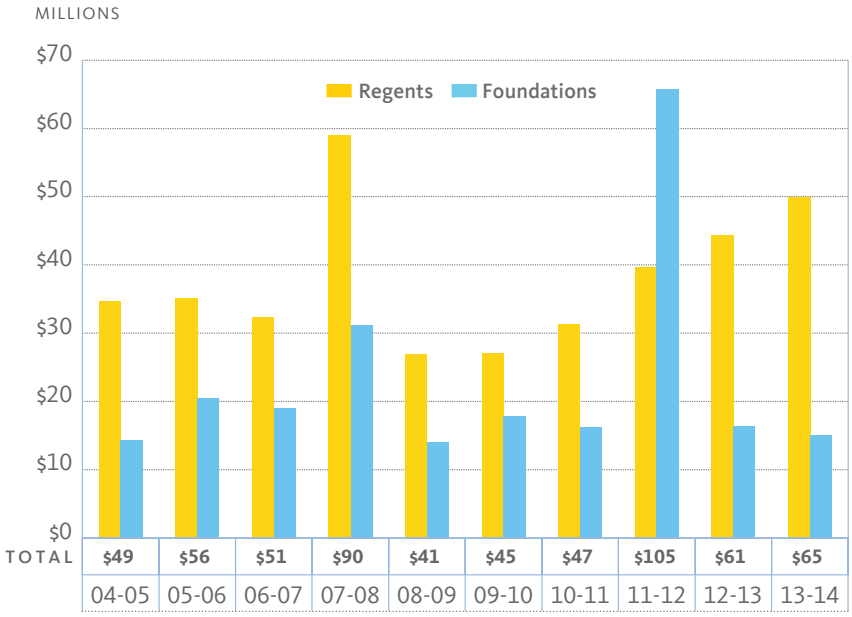

Gift source

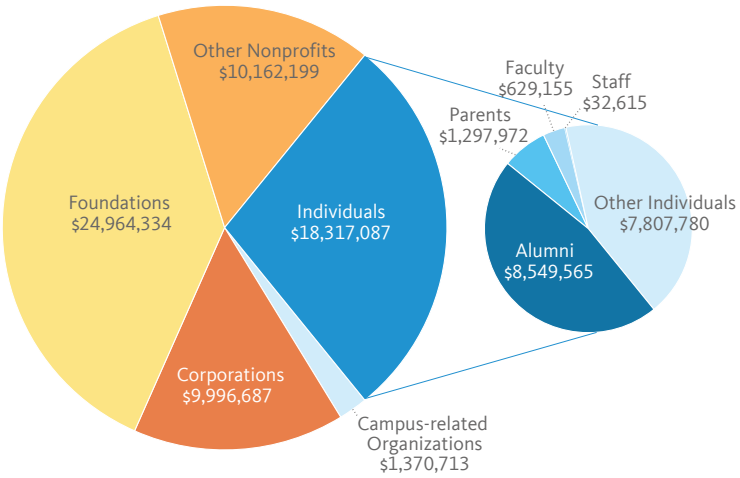

Gift purpose

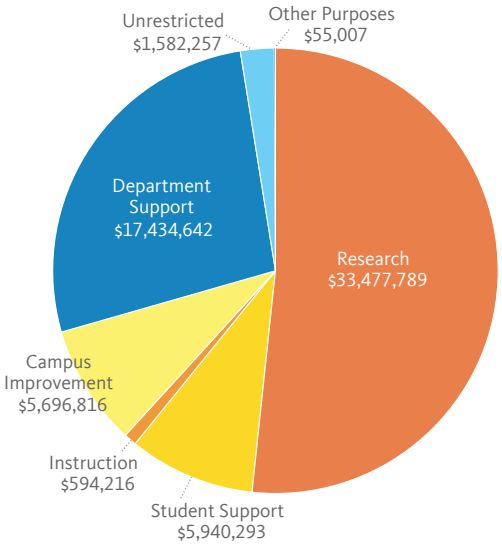

Reporting conventions

	09-10	10-11	11-12	12-13	13-14	2013–14 Totals
Cash (CAE)	**PLEDGE PAYMENTS** $13,796,584	$18,462,453	$18,541,438	$16,082,159	$10,497,246	**$64,781,019**
Accrual (REGENTS)	**NEW OUTRIGHT GIFTS** $31,067,413	$28,998,730	$86,852,986	$44,568,243	$54,283,773	**$73,549,698**
	NEW PLEDGES $13,486,417	$5,835,490	$29,944,507	$7,573,670	$19,265,925	

SANTA CRUZ 2013–14

Launched publicly in October 2013, The Campaign for UC Santa Cruz garnered commitments of $50 million during 2013-14, bringing the campaign total to $180 million. Private donors gave $43 million in gifts and pledges this fiscal year, an increase of 53 percent over FY 2013, and $41 million under the cash reporting standard. Planned gifts added $7 million.

“It's gratifying to receive such strong support during the year we publicly launched the campaign," said Chancellor George Blumenthal. "Our donors believe in the work that's taking place at UC Santa Cruz, and their generosity is making a lasting difference.”

Notable gifts will support UC Santa Cruz's leadership in sustainable agriculture, environmental studies, and experiential learning. An anonymous donor contributed $4 million to establish an endowment for the Apprenticeship in Ecological Horticulture. Since its founding in 1967, the Apprenticeship has developed into an internationally recognized program that blends experiential learning with classroom studies.

A $2 million gift from the David and Lucile Packard Foundation will help ensure that UC Santa Cruz continues its tradition of field teaching and learning. The gift provides permanent funding for the National History Field Quarter and the Kenneth S. Norris Center for Natural History--to advance outdoor learning and increase appreciation of its importance.

A $1 million pledge from alumna Julie Packard will support programs that help underrepresented minority students excel in the sciences and mathematics.

A $1 million bequest intention from alumni Gary Sloan and Barbara Komas will create two endowments at Crown College: one to bring undergraduates and faculty together for research collaborations and another for scholarships.

International research was broadly funded. Approximately $14 million from the Gordon and Betty Moore Foundation is supporting construction of the Thirty Meter Telescope atop Mauna Kea in Hawaii. The funds are part of a nine-year, $200 million commitment the Moore Foundation made in 2007 to UC and the California Institute of Technology. As part of an international consortium, they are building the most advanced and powerful optical telescope on Earth.

As leaders in the data science revolution, UC Santa Cruz and industry partners launched a Center for Research in Storage Systems supported by the National Science Foundation to explore and develop new technologies and techniques.

A $5 million Niels Bohr Professorship from the Danish National Research Foundation was awarded to anthropologist Anna Tsing to lead a trans-disciplinary research program on the Anthropocene—a new geologic epoch defined by unprecedented human disturbance of the earth's ecosystems.

“These funding commitments support what education and research mean at UC Santa Cruz: bold, fearless inquiry that benefits our students, our community and our planet,” said Blumenthal.

Total giving cash

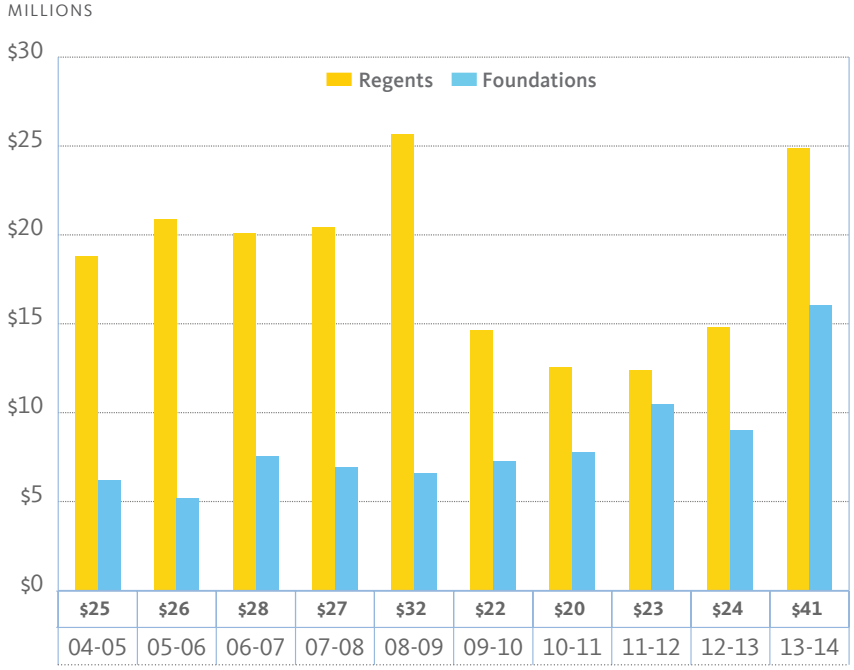

Gift source

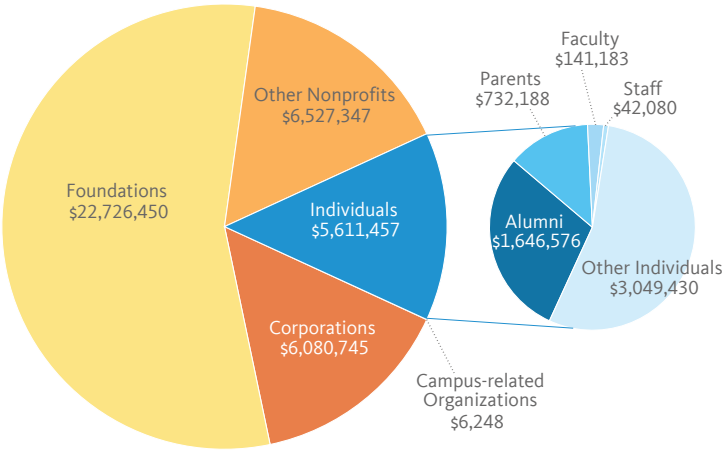

Gift purpose

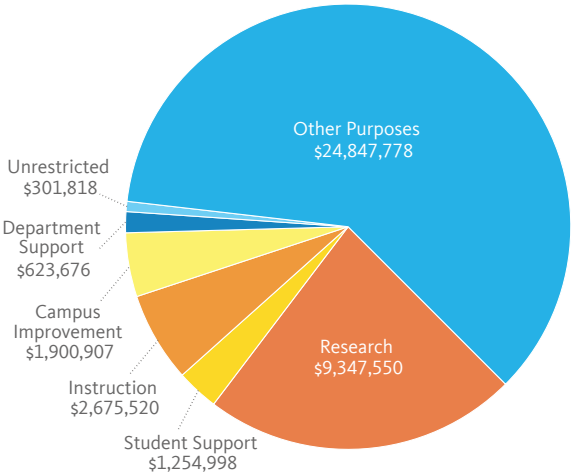

Reporting conventions

	09-10	10-11	11-12	12-13	13-14	2013–14 Totals
Cash (CAE)	**PLEDGE PAYMENTS** $4,351,766	$3,740,418	$5,968,801	$8,308,615	$7,617,102	**$40,952,247**
Accrual (REGENTS)	**NEW OUTRIGHT GIFTS** $17,548,987	$16,592,039	$16,929,865	$15,482,226	$33,335,145	**$42,928,758**
	NEW PLEDGES $2,519,722	$5,269,382	$6,991,539	$12,617,982	$9,593,613	

Campus Foundation Leadership

BERKELEY

University of California Berkeley Foundation
Website: https://foundation.berkeley.edu/

Executive Officers

Chair: Frank E. Baxter '61, Santa Monica

Vice Chair: H. Michael Williams, '82, Lafayette

Chair–Audit Committee: Georgia Lee '76, San Francisco

Chair–Finance & Administration Committee: Irving F. Lyons III '72, Lafayette

Chair–Governance Committee: Thomas R. Hornaday '63, Phoenix, AZ

Chair–Programs Committee: Anthony Y. Chan '74, San Francisco

Chair–Nominating Committee: Kathleen G. Correia '76, Lafayette

Immediate Past Chair: Arnold N. Silverman '60, M.S. '61, Menlo Park

BEMCO BOARD MEMBER: Cyrus S. Hadidi '96, Los Angeles

BEMCO BOARD MEMBER: Colleen C. McAndrews '67, Santa Monica

Administrative Officers

President: F. Scott Biddy, Vice Chancellor–University Relations

Executive Vice President: Irene Kim, Assistant Vice Chancellor–Advancement

Vice President: Julie Hooper, Associate Vice Chancellor–University Relations

Associate Vice President: Kevin T. Crilly, Director–Gift Planning

Corporate Secretary: MiHi Ahn, Assistant Director, Strategic Planning–University Relations

Associate Secretary: Rachel Levinson, External Relations Specialist, Strategic Planning–University Relations

Treasurer: Loraine Binion, Executive Director–Finance and Administration

Assistant Treasurer: Lina Wang, Director of Accounting Operations

DAVIS

UC Davis Foundation
Website: http://giving.ucdavis.edu/uc_davis_foundation.html

Executive Officers

Chair: Michael Child '76, Atherton

Vice Chair: Paul Sallaberry '79, Menlo Park

Chair–Audit Committee: Anne Gray, Davis

Chair–Development Committee: Paul Sallaberry '79, Menlo Park

Chair–Finance & Investment Committee: Jeff Child '82, Menlo Park

Chair–Nominating Committee: Bruce Bell '85, Sacramento, CA

Chair–Stewardship Committee: Kevin Bacon '72, Austin, TX

President: Shaun Keister, Vice Chancellor–Development and Alumni Relations

Secretary: Paul Prokop, Associate Vice Chancellor of School and Unit Programs

Treasurer: Tania Walden, Foundation Treasurer and CFO

IRVINE

University of California, Irvine Foundation
Website: www.ucifoundation.org

Officers

Chair: Emile K. Haddad, Laguna Hills

Chair–Alumni & Student Relations Committee: Amer A. Boukai '87, Trabuco Canyon

Chair–Audit Committee: Dean A. Yoost, Irvine

Chair–Campaign & Fundraising Committee: Douglas K. Freeman, J.D., LL.M., Corona del Mar

Chair–Donor Relations Committee: *To be announced*

Chair–Finance Committee: John R. Evans, Irvine

Chair–Government Relations/Advocacy Committee: Gary H. Hunt, Newport Beach

Chair–Governance Committee: *To be announced*

Chair–Investment: D. Robinson Cluck '78, Newport Beach

Chair–Nomination & Board Development: Hazem H. Chehabi, M.D., Newport Beach

Chair–Strategic Planning: *To be announced*

President: Howard Gillman, Ph.D., Chancellor

Vice–President: Gregory R. Leet, Vice Chancellor, University Advancement

Chief Financial Officer: Lynn Rahn, Senior Assistant Vice Chancellor, Strategic Planning and Administration

General Counsel: Gary J. Singer, Esq. '74, Newport Beach

Controller: Christie Israel, Director of Business and Finance Operations, University Advancement

Secretary: Jackie M. Barbera, Senior Director, University Advancement

LOS ANGELES

The UCLA Foundation
Website: https://www.UCLAFoundation.org

Officers and Committee Chairs

Chair: William E. Mitchell, Atherton

Immediate Past Chair: Steven L. Klosterman '74, Encinitas

Chair–Elect: *To be announced*

Executive Vice President: Rhea Turteltaub, Vice Chancellor–External Affairs

Vice President–Executive Director: Jocelyn Tabata '86 , Executive Director, UCLA Foundation

Vice President–Finance/Chief Financial Officer & Treasurer: Julie Sina, Assistant Vice Chancellor, Alumni Affairs, CFO UCLA Foundation and UCLA Investment Company

Chief Investment Officer: Srinivas B. Pulavarti, President and Chief Investment Officer, UCLA Investment Company

Chair–Audit Committee: Jeffrey A. Seymour '73, M.P.A. '77, Westlake

Chair–Executive Committee: William Mitchell, Atherton

Chair–Finance Committee: Annette J. Welton '84, Carmel

Chair–Nominations Committee: William E. Mitchell, Atherton

Chair–Philanthropy Committee: Shirley Wang '90, Los Angeles

MERCED

UC Merced Foundation
Website: http//ur.ucmerced.edu/

Executive Officers

Chair: Lee Kolligian, Santa Monica

Vice Chair: Mike Gallo, Atwater

Secretary: Art Kamangar, Merced

Treasurer: Dick Otter, Belvedere

Corporate President: Dorothy Leland, Chancellor

Corporate Vice President: Kyle D. Hoffman, Vice Chancellor, Development and Alumni Relations

Executive Director: Jan Mendenhall, Associate Vice Chancellor for Development

Chair, Audit Committee: Christine Long, Merced

Chair, Development Committee: Kenni Friedman, Modesto

Chair, Finance and Investment Committee: Dick Otter, Belvedere

Chair, Nomination Committee: Denise Watkins, Pleasanton

Members at Large: Bob Gallo, Les Starck, Bob Tinker

RIVERSIDE

UC Riverside Foundation
Website: www.foundation.ucr.edu

Executive Officers

Chair: Thomas T. Haider, M.D., Riverside

Immediate Past Chair: S. Sue Johnson '62, Riverside

Treasurer: Robert Fey, Palm Springs

President: Peter A. Hayashida, Vice Chancellor, University Advancement

Executive Vice President: Hieu T. Nguyen, Associate Vice Chancellor for Development

Vice President, Finance and Chief Financial Officer: Jan Wildman, Associate Vice Chancellor Advancement Administration

Associate Treasurer: Elizabeth Wottring–Gonzales, Executive Director, University Advancement Finance & Administration

Secretary: Patricia D. Kohlmeier, Executive Director, UCR Foundation & Donor Relations

SAN DIEGO

U.C. San Diego Foundation
Website: http://foundation.ucsd.edu/

Executive Officers

Chair: Peter G. Preuss ’67

Chair Elect: Carol Chang

Vice Chair: Sheldon C. Engelhorn ’72

Treasurer: Deborah Friedlaender ’90

Committee Chairs

Chair–Audit Committee: Rudolph Rehm

Chair–Development Committee: Leo Speigel ’83

Chair- Executive Committee: Peter G. Preuss ’67

Chair–Investment/Finance Committee: Dr. Kenneth F. Kroner ’88

Chair–Stewardship Committee: George W. Lattimer

Chair–Nominating Committee: Carol Chang

Chair–Student Foundation Committee: Darcy Bingham

Operating Officers

President: Steve Gamer, Vice Chancellor Advancement

Vice President: Kathy Drucquer Duff, Associate Vice Chancellor–Development

Vice President: Kristin Bertell, Associate Vice Chancellor–Health Sciences Development

Chief Financial Officer: Marlene Shaver, Assistant Vice Chancellor–Advancement Services

Corporate Secretary: Jeanmarie Bond, Board Operations Manager

SAN FRANCISCO

UCSF Foundation
Website: http://support.ucsf.edu/ucsf–foundation

Foundation Officers

Chair: William E. Oberndorf

Vice Chair: Art Kern

President: Sam Hawgood, MBBS, Chancellor

Vice President: John B. Ford, Vice Chancellor, University Development and Alumni Relations

Treasurer: John Plotts, Senior Vice Chancellor, Finance and Administration

Secretary: Steve Downs, Executive Director, Financial Services and Administration, Development and Alumni Relations

Chair–Audit Committee: Andrew Woeber

Chair–Development Committee: William Davidow

Chair–Investment Committee: Andrew Ach

Chair–Government & Community Relations Committee: Carmen Policy

Chair–Marketing Committee: Lynne Benioff

Chair–Nominating & Governance Committee: Nancy Hellman Bechtle

Chair–Real Estate Committee: Richard Rosenberg

SANTA BARBARA

UC Santa Barbara Foundation
Website: www.ia.ucsb.edu/ucsb–foundation

Foundation Officers

Chair: Marcy L. Carsey, H ’04

Past Chair & Nominations Chair: Bruce G. Wilcox ’77

Vice Chair–Investments/Treasurer: John Arnhold '75

Vice Chair–Development: Mark A. Bertelsen ’66

Vice Chair–Donor Relations: Marie J. Williams ’89

Secretary: Susan Worster ’70

Executive Director: Beverly J. Colgate, Associate Vice Chancellor–Development

Chief Financial Officer: Eric J. Sonquist, Director of Finance & Administration

SANTA CRUZ

U.C. Santa Cruz Foundation
Website: http://foundation.ucsc.edu/

Executive Officers

President: Paul J. Hall ’72, Sausalito

Vice President, Board Affairs: Richard F. Moss ’85, Los Angeles

Parliamentarian: Richard F. Moss ’85, Los Angeles

Chair–Executive Committee: Paul J. Hall ’72, Sausalito

Chair–Investment and Finance Committee: Loren A. Steck ’73, Carmel

Chair–Trustee Membership Committee: Richard F. Moss ’85, Los Angeles

Chair–Audit Committee: Mary E. Doyle, ’74, Woodside

Chair–Events Advisory Committee: Ken Doctor, ’71, Aptos

Chair–Campaign Steering/Development Committee: Linda Peterson ’70, Los Angeles

Chair–Board Opportunity Fund Committee: Brandon Allgood, ’05, Pacifica

Administrative Officers

Executive Secretary: Keith Brant, Vice Chancellor, University Relations

Treasurer: Sarah Latham, Vice Chancellor, Business and Administrative Services

Assistant Treasurer: William Jump, Foundation Controller

Assistant Secretary: Ann E. McCrow, Foundation Director

Glossary

GIFT DATA

The gift data included in the Annual Report on the University Private Support Program are compiled using the Council for Aid to Education/cash convention for gift reporting (i.e., includes outright gifts, pledge payments, and private grants payments, not contracts). This is the reporting convention used for comparisons with other educational institutions.

REGENTS

The Board of Regents of the University of California is the corporate body entrusted by the California State Constitution, Article IX, section 9, with the University's organization and administration.

CAMPUS FOUNDATIONS

Campus foundations, serving each of the 10 University of California campuses, are independently incorporated as nonprofit, public-benefit corporations. They serve as the primary fundraising arm for their respective campuses. The strength of the foundations rests with the direction provided by their community-based volunteer trustees. Each foundation is staffed by University personnel.

SOURCES OF GIFTS

This category identifies the original source of gifts and grants to The Regents and the campus foundations.

INDIVIDUALS

Individuals are divided into a number of categories, including:

Alumni are defined as former undergraduate or graduate students, full- or part-time, who have earned some credit toward a degree offered by a particular campus of the University of California. Alumni status takes precedence in the reporting of private support, so that gifts from faculty, staff and parents who also are alumni would be counted in the alumni category.

Faculty members are defined as individuals with full- or part-time academic appointments within the University.

Staff members are employed in non-academic positions throughout the University.

Parents have children who are current or former students at any campus of the University.

Individuals (non-alumni) covered by this classification are those individual donors who are not alumni, faculty or staff.

Bequests are defined as gifts received from deceased donors' estates, trusts or other estate plans that designate the University as a beneficiary.

ORGANIZATIONS

Campus-related organizations: This classification covers student groups, alumni associations and University support groups, but not campus foundations. A gift to a campus foundation is reported in the classification appropriate to the original donor when the gift was received by the campus foundation.

Corporations: This classification covers both for-profit entities and nonprofit entities that are funded by for-profit entities. For-profit entities are defined as corporations, businesses, partnerships, and cooperatives that have been organized for profit-making purposes, including corporations owned by individuals and families, incorporated professional individuals, and other closely held companies.

Examples of nonprofit entities that are funded by for-profit entities include: industry or trade associations; professional, union, or lobbying organizations; and nonprofit organizations funded by one or more companies or individuals operating for profit, including corporate foundations.

Foundations: This classification covers private tax-exempt entities established and operated exclusively for charitable purposes; nonprofit foundations or charitable trusts, including funds or endowments designated by the Internal Revenue Service as grant-making foundations; community foundations; family foundations; or charitable trusts. This classification excludes corporate foundations, campus foundations and quasi-government entities, such as the National Endowment for the Humanities. To capture additional data, a category has been added for foundations established by alumni.

Other sources: This classification covers all nonprofit organizations other than those described above, including fundraising consortia, religious organizations, and higher educational associations or institutions.

PURPOSES OF GIFTS

This category identifies the intended use of private support as designated by the donor or grantor.

Research: This classification applies to private support that is restricted to scientific, technical and humanistic investigation, including salaries and other support of research projects. Funds for research may also be included in the "campus improvement" classification (capital projects to support research) and in the "departmental support" classification (endowed chairs).

Student support: This classification includes support that is restricted to non-repayable financial aid to undergraduate and graduate students, including undergraduate scholarships, graduate fellowships, awards, prizes, and private support for work-study students, as well as gift funds to support loans to be repaid by undergraduate and graduate students.

Instruction: This classification is restricted to support for seminars, conferences, lecture programs and faculty recognition awards, including salaries, honoraria and employee benefits.

Campus improvement: This classification covers support for capital projects and for ongoing operation of the physical plant, including grounds and buildings, facilities and equipment. It includes gifts and private grants of real and personal property, including equipment and works of art for use by the University. It also covers gifts and private grants that are restricted by the donor or grantor to purchase buildings, other facilities, equipment, and land for use by the University; to construct or carry out major renovation of buildings and other facilities; and to retire indebtedness. In addition, the classification applies to gifts of library materials and monetary support that is restricted to acquire, restore and preserve books, periodicals, manuscripts, maps and related materials; to acquire audiovisual and other equipment; and to support other activities of campus libraries.

Departmental support: This classification covers gifts that are restricted by the donor to a particular academic division, department or entity. It also covers gifts that are restricted by the donor to a particular academic division, department or unit, and further restricted by the donor to a particular purpose for which no other purpose category is listed, including endowed chairs, but excluding support for instruction and student financial support, which are reported in the related classifications.

Other purposes: This classification covers support of non-instructional services beneficial to individuals and groups external to the University (e.g., exhibits, museums, patient care, public service, and similar facilities and programs); and gifts restricted by the donor for endowment, which maintains the principal in perpetuity, but otherwise unrestricted by the donor as to use of the endowment income. It also includes support for intercollegiate athletics. Note that gifts to support athletic scholarships are reported in "student support" and gifts for athletic capital projects are reported in "campus improvement."

Unrestricted: This classification includes gifts made by the donor without restriction, regardless of any subsequent administrative designation or purpose.

TYPE OF ASSETS

This category identifies the form (type of asset) comprising the support received this year by the University and the campus foundations.

Cash: This classification covers currency, coins, checks, money orders, credit card transactions and bank drafts.

Securities: This classification includes stocks, bonds, and related instruments, such as promissory (mortgage) notes and insurance policies, if maintained rather than surrendered for cash.

Real property: This classification applies to real estate, including land, buildings and other improvements; and to oil, mineral and related rights. Real property is reported at its fair market value.

Non-monetary items: This classification applies to personal or company property (except securities and real property), including works of art, books, intellectual property, and scientific and other equipment. Non-monetary gifts are reported at their fair market value.

PLANNED GIFTS

A planned gift is often referred to as a "split-interest arrangement"; it involves benefits for the donor (or another non-charitable beneficiary) and for the charitable institution. In such a circumstance, a donor who makes a current gift-in-trust is eligible for an income for life or for a period of years related to the underlying assets of the gift, as well as to certain income-tax benefits for making a charitable contribution. The donor may name himself or herself or another individual as the life-income beneficiary; on the demise of the beneficiary or at the conclusion of the trust term, the charitable remainder is applied to the charitable purpose specified in the gift agreement.

Face value is a term that refers to the total amount of a planned gift agreement, i.e., the amount conveyed by gift to establish a split-interest trust or other planned gift.

Present value is a term that refers to the discounted value of a planned gift used to predict in today's dollars what the gift will be worth when it becomes available to support the charitable purpose for which it was designated by the donor.

20 Years of Private Support for the System

Private support to the Regents and the Campus Foundations (CAE/Cash Convention) 1994–95 through 2013–14

FISCAL YEARS	Regents	Foundations	Totals
1994-1995	$286,612,728	$160,132,785	$446,745,513
1995-1996	418,367,669	189,583,298	607,950,967
1996-1997	454,269,849	241,513,863	695,783,712
1997-1998	414,224,944	290,143,326	704,368,270
1998-1999	480,533,690	348,788,445	829,322,135
1999-2000	522,810,531	432,084,528	954,895,059
2000-2001	621,634,140	400,873,079	1,022,507,219
2001-2002	629,248,027	382,349,876	1,011,597,903
2002-2003	709,481,356	405,505,130	1,114,986,486
2003-2004	569,903,692	463,331,591	1,033,235,283
2004-2005	687,234,899	509,643,409	1,196,878,308
2005-2006	710,146,541	586,131,053	1,296,277,594
2006-2007	679,918,570	619,347,252	1,299,265,822
2007-2008	882,276,658	726,764,234	1,609,040,892
2008-2009	743,466,901	563,801,996	1,307,268,897
2009-2010	731,029,449	594,396,945	1,325,426,394
2010-2011	775,093,182	813,078,193	1,588,171,375
2011-2012	822,733,759	739,526,675	1,562,260,434
2012-2013	796,796,366	840,670,624	1,637,466,990
2013-2014	889,600,811	897,259,179	1,786,859,990

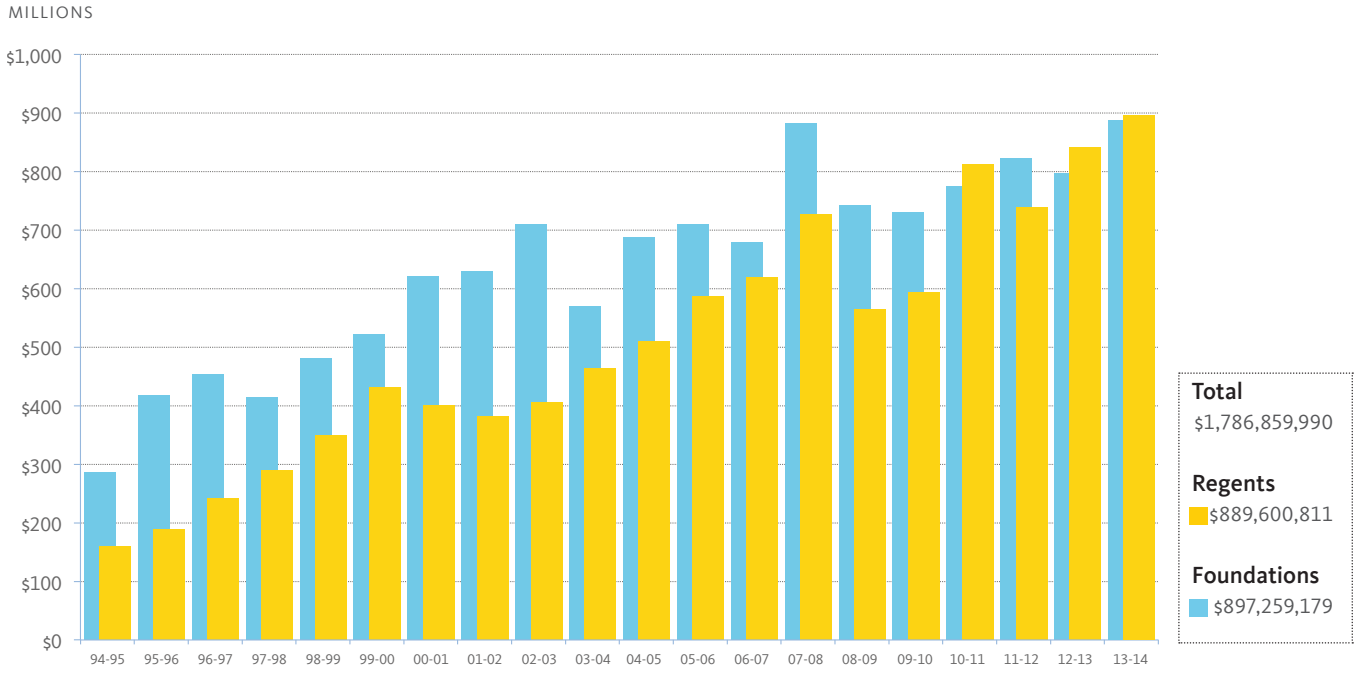

10 Years of Private Support for the Campuses

Private support to The Regents and the Campus Foundations (CAE/Cash Convention) 2004–05 through 2013–14

BERKELEY	Regents	Foundation	Total
2004-2005	$132,647,534	$90,026,054	$222,673,588
2005-2006	177,070,648	106,642,052	283,712,700
2006-2007	165,321,195	100,115,482	265,436,677
2007-2008	184,714,198	122,901,938	307,616,136
2008-2009	156,695,051	119,636,924	276,331,975
2009-2010	190,455,289	123,399,778	313,855,067
2010-2011	192,348,778	136,406,540	328,755,318
2011-2012	259,707,938	151,073,097	410,781,035
2012-2013	185,304,586	161,413,908	346,718,494
2013-2014	204,688,363	190,539,789	395,228,152

DAVIS	Regents	Foundation	Total
2004-2005	$52,855,601	$47,341,313	$100,196,914
2005-2006	57,204,093	21,446,184	78,650,277
2006-2007	75,439,046	19,962,893	95,401,939
2007-2008	59,934,103	40,435,854	100,369,957
2008-2009	67,434,643	25,426,040	92,860,683
2009-2010	85,995,075	23,238,538	109,233,613
2010-2011	85,163,260	26,267,603	111,430,863
2011-2012	68,487,731	25,804,837	94,292,568
2012-2013	90,786,384	27,028,006	117,814,391
2013-2014	90,217,016	43,245,582	133,462,598

IRVINE	Regents	Foundation	Total
2004-2005	$24,383,198	$30,682,570	$55,065,768
2005-2006	50,698,808	33,652,991	84,351,799
2006-2007	31,868,905	44,731,718	76,600,623
2007-2008	44,468,291	48,086,745	92,555,036
2008-2009	41,736,986	34,322,518	76,059,504
2009-2010	33,523,824	55,943,896	89,467,720
2010-2011	45,206,472	49,695,442	94,901,914
2011-2012	41,444,141	36,580,975	78,025,116
2012-2013	26,986,978	52,600,681	79,587,659
2013-2014	39,745,747	58,156,663	97,902,409

LOS ANGELES	Regents	Foundation	Total
2004-2005	$140,422,261	$141,130,212	$281,552,473
2005-2006	157,372,797	162,207,756	319,580,553
2006-2007	149,741,487	215,038,251	364,779,738
2007-2008	194,543,756	262,110,576	456,654,332
2008-2009	187,202,246	164,486,740	351,688,986
2009-2010	172,136,294	168,270,469	340,406,763
2010-2011	155,932,215	259,098,207	415,030,422
2011-2012	147,015,612	197,185,537	344,201,149
2012-2013	172,274,486	247,372,193	419,646,679
2013-2014	186,893,008	240,362,468	427,255,476

MERCED	Regents	Foundation	Total
2004-2005	$3,330,652	$1,770,679	$5,101,331
2005-2006	10,363,874	2,236,081	12,599,955
2006-2007	4,387,939	1,962,569	6,350,508
2007-2008	6,222,938	4,375,578	10,598,516
2008-2009	5,823,885	2,498,075	8,321,960
2009-2010	1,832,781	938,543	2,771,324
2010-2011	2,367,090	2,011,339	4,378,429
2012-2013	2,306,552	2,733,517	5,040,069
2013-2014	3,313,780	1,809,919	5,123,699

RIVERSIDE	Regents	Foundation	Total
2004-2005	$14,695,527	$4,787,221	$19,482,748
2005-2006	17,235,810	24,301,626	41,537,435
2006-2007	12,318,430	6,356,166	18,674,596
2007-2008	15,753,177	5,630,845	21,384,022
2008-2009	14,166,436	6,349,037	20,515,473
2009-2010	18,704,227	4,708,403	23,412,630
2010-2011	19,130,423	15,809,829	34,940,252
2011-2012	27,962,301	5,874,702	33,837,003
2012-2013	16,405,284	10,030,288	26,435,572
2013-2014	12,582,874	10,110,006	22,692,880

SAN DIEGO	Regents	Foundation	Total
2004-2005	$56,857,995	$83,300,096	$140,158,091
2005-2006	83,282,133	102,903,612	186,185,745
2006-2007	56,301,068	78,229,417	134,530,485
2007-2008	68,041,924	53,803,262	121,845,186
2008-2009	55,609,306	45,297,144	100,906,450
2009-2010	53,236,522	53,362,528	106,599,050
2010-2011	58,206,080	57,944,648	116,150,728
2011-2012	81,051,986	54,490,570	135,542,556
2012-2013	75,226,252	92,177,323	167,403,575
2013-2014	82,216,507	68,229,471	150,445,978

SAN FRANCISCO	Regents	Foundation	Total
2004-2005	$202,885,156	$90,047,225	$292,932,381
2005-2006	94,138,297	107,068,066	201,206,363
2006-2007	125,527,416	126,417,925	251,945,341
2007-2008	214,749,838	151,318,180	266,068,018
2008-2009	155,258,075	145,166,238	300,424,313
2009-2010	129,511,202	139,393,739	268,904,941
2010-2011	167,608,633	241,839,330	409,447,963
2011-2012	138,876,827	190,600,300	329,477,127
2012-2013	163,743,912	222,001,463	385,745,375
2013-2014	191,265,237	253,672,986	444,938,223

SANTA BARBARA	Regents	Foundation	Total
2004-2005	$34,644,655	$14,340,743	$48,985,398
2005-2006	35,054,856	20,511,372	55,566,228
2006-2007	32,283,162	18,976,181	51,259,343
2007-2008	59,022,398	31,189,950	90,212,348
2008-2009	26,840,317	13,981,522	40,821,839
2009-2010	27,007,295	17,856,703	44,863,998
2010-2011	31,239,974	16,221,209	47,461,183
2011-2012	39,677,469	65,716,955	105,394,424
2012-2013	44,343,988	16,306,415	60,650,402
2013-2014	49,722,895	15,058,124	64,781,019

SANTA CRUZ	Regents	Foundation	Total
2004-2005	$18,837,949	$6,217,296	$25,055,245
2005-2006	20,889,392	5,161,313	26,050,705
2006-2007	20,126,272	7,556,650	27,682,922
2007-2008	20,449,025	6,911,306	27,360,331
2008-2009	25,674,359	6,637,758	32,312,117
2009-2010	14,616,404	7,284,348	21,900,752
2010-2011	12,548,411	7,784,046	20,332,457
2012-2013	14,784,012	9,006,830	23,790,841
2013-2014	24,878,076	16,074,171	40,952,247

305

Reporting Conventions Used in This Report

The Annual Report on University Private Support includes data for each campus and the University using two of three gift reporting conventions employed by the University.

1. The first reporting convention, which is cash-based, is used for comparisons with other institutions. It also is employed for the Council on Aid to Education's (CAE) national Voluntary Support of Education Survey completed by colleges and universities. This reporting convention includes outright gifts, private grants and payments on pre-existing pledges, but does not include new pledges. This method of gift reporting is used for the body of this report and is thought to present the best perspective on the cash flow that derives from private support.

2. The second method is a variation of the accrual system and includes new, legally binding pledges up to five years in duration, plus outright gifts and private grants. In this system, payments made on pledges are not included. The method is the reporting standard used for many reports on capital campaigns and is thought to present the best perspective on the level of current fundraising activity.

   These first two reporting standards are shown at the bottom of each campus narrative. The breakdown follows for system support over the last five years.

Reporting conventions

		09-10	10-11	11-12	12-13	13-14	2013–14 Totals
1 Cash (CAE)	PLEDGE PAYMENTS	$398,805,156	$482,947,723	$379,448,017	$515,274,155	$497,605,880	$1,786,859,990
	NEW OUTRIGHT GIFTS	$926,621,238	$1,105,223,652	$1,182,811,517	$1,122,192,835	$1,289,254,110	
2 Accrual (REGENTS)	NEW PLEDGES	$596,935,348	$482,724,306	$429,306,117	$443,889,673	$698,753,344	$1,988,007,454

There is a third reporting convention that is employed by the University's accounting office for its end-of-year audited financial reports. This method also is based on accrual; however, on the revenue side, unconditional, legally-binding pledges are recorded at the time they are promised, balanced by receivable accounts which are reduced as pledge payments are received. This method is used in the annual UC Financial Report.

The Annual Report on University Private Support 2013–14 is prepared by the UC Office of Institutional Advancement and Communications staff. This report is a compilation of private support data, campus narratives and foundation rosters prepared by each campus. The method of rounding may produce the appearance of minor inconsistencies in various totals and percentages, but the differences do not affect the accuracy of the data.

Berkeley
Davis
Irvine
Los Angeles
Merced
Riverside
San Diego
San Francisco
Santa Barbara
Santa Cruz
Lawrence Berkeley Laboratory

University of California
Institutional Advancement
Office of the President
1111 Franklin Street, 7th Floor
Oakland, CA 94607-5200