

---

# UNIVERSITY OF CALIFORNIA

Annual Report on  
University Private Support  
2005-06

## TABLE OF CONTENTS

Overview	I
System Summary	2
Gifts By Area	3
Source, Purpose and Asset	4
Donor Restrictions on Use	5
Alumni Giving	6
Division of Agriculture and Natural Resources	8
Endowed Chairs	9
Additions to Endowment	11
Planned Giving Assets Under Management	12
Fundraising Campaign Update	13
The Campuses and Multi-Campus Programs	15
Campus Foundation Leadership	38
Glossary	40
Appendix	42
Appendix	43

Office of the President  
University Affairs

## Reporting Conventions Used in this Report

The Annual Report on University Private Support includes data for each campus and the University using two of three gift reporting conventions employed by the University. The first reporting convention, which is *cash*-based, is used for comparisons with other institutions. It is also employed for the Council on Aid to Education's (CAE) national Voluntary Support of Education Survey completed by colleges and universities. This reporting convention includes outright gifts, grants, and payments on pre-existing pledges, but does not include new pledges. This method of gift reporting is thought to present the best perspective on the cash flow that derives from private support and is used for the body of this report.

The second method is a variation of the *accrual* system and includes new, legally binding pledges up to five years in duration, plus outright gifts. In this system, payments made on pledges are not included. The method is thought to present the best perspective on the level of current fundraising activity and is the reporting standard used for reports on capital campaigns. These first two reporting standards are shown at the bottom of each campus narrative.

The breakdown follows for 2005-06 support:

REPORTING CONVENTIONS	01-02	02-03	03-04	04-05	05-06	05-06 TOTALS
CASH (CAE)	Pledge Payments					
	\$236,605,595	\$551,322,781	\$274,717,901	\$262,203,464	\$327,779,662	\$1,296,277,594
ACCURAL (REGENTS)	New Outright Gifts					
	\$715,596,169	\$749,854,424	\$763,427,803	\$934,674,844	\$968,497,932	
	New Pledges					
	\$551,322,781	\$195,665,861	\$359,427,785	\$387,110,784	\$366,945,820	\$1,335,443,752

There is a third reporting convention that is employed by the University's accounting office for its end-of-year audited financial reports. This method is also based on accrual; however, on the revenue side, unconditional, legally-binding pledges are recorded at the time they are promised, balanced by receivable accounts which are reduced as pledge payments are received. This method is used in the annual UC Financial Report.

The Annual Report on University Private Support 2005-06 can be viewed online at:  
[www.ucop.edu/uer/instadv/annual/welcome.html](http://www.ucop.edu/uer/instadv/annual/welcome.html)

*This report is a compilation of private support data, campus narratives, and foundation rosters prepared by each campus. The method of rounding may produce the appearance of minor inconsistencies in various totals and percentages, but the differences do not affect the accuracy of the data.*

# PRIVATE SUPPORT

## Overview

### Annual Report on University Private Support 2005-2006

The University of California received a record \$1.296 billion in new gifts and pledge payments from alumni and friends, foundations and corporations during 2005-06, which marked the sixth consecutive year that private support to UC has topped \$1 billion. This year's total is up \$99.4 million (8.3 percent) from the previous year. The previous record was set in 2004-05 when the University received \$1.197 billion from donors.

The results underscore the continued confidence among donors in the quality of the University of California's programs and the importance of its core mission. Moreover, it reflects the hard work of the professional fundraising staff and the countless volunteers who assist in the University's fundraising efforts, especially the campus foundations, the leaders of which are listed in this report.

Of the record \$1.296 billion in 2005-06, foundations donated the largest amount, \$468.2 million, or 36.1 percent of the total, representing a 1.2 percent increase from the previous year. Foundations were followed by non-alumni individuals who contributed \$328.5 million, or 25.3 percent of the total (and a 32.0 percent increase from the previous year), and corporations, \$192.3 million, 14.8 percent of the total (and a 22.4 percent decrease from the previous year).

UC alumni in 2005-06 contributed \$170.2 million, or 13.1 percent of the total (and a 28.4 percent increase from the previous year). Campus-related organizations collected \$17.9 million in 2004-05, representing 1.4 percent of the total (and an increase of 79.2 percent).

Donors gave \$386.8 million to research and \$420.1 million to campus departmental support – 29.8 percent and 32.4 percent of the annual total, respectively. Contributions to research in 2005-06 represented a 7.9 percent increase from the previous year and, for department support, an 18.1 percent increase. Gifts for campus improvement, comprised of support for construction, equipment, operations, library collections, etc., also received strong support from donors in 2005-06, receiving \$211.2 million, or 16.3 percent of the total (and a 13.2 percent decrease from the previous year). Donations for student support totaled \$137.4 million (10.6 percent of the total), a jump of 16 percent from 2004-05.

In terms of the types of donations, cash represented the overwhelming leader at \$1.095 billion of the total in 2005-06, representing 84.5 percent of the \$1.296 billion collected. It was a 12.5 percent increase from the previous year. Donations of real property in 2005-06 totaled \$43.6 million, a decrease of nearly 57.1 percent.

The University is grateful to its alumni and friends for the unprecedented support. Gifts and grants continue to provide an important component of the University's budget each year. The growth in private philanthropy is essential to maintain quality in the face of declining state support.

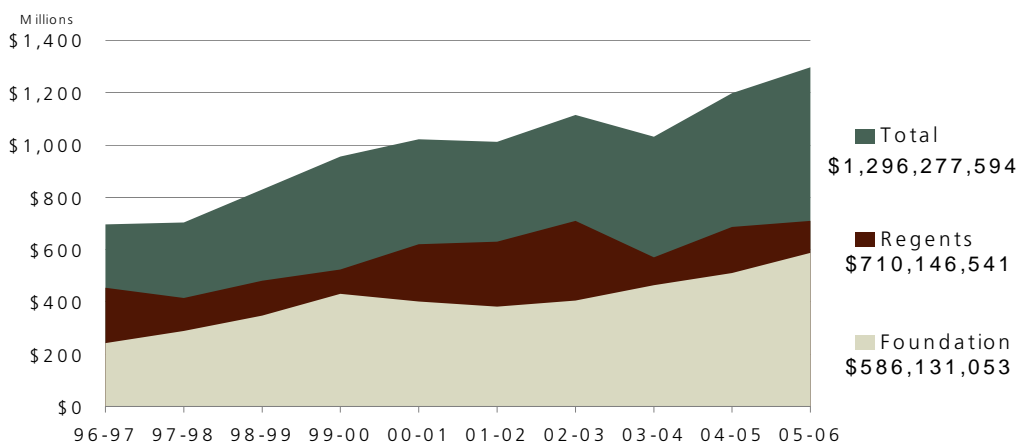
## System Summary

### Private Support to Regents and Foundations by Cash Reporting Convention

CAMPUS	REGENTS	FOUNDATIONS	TOTAL
Berkeley	\$177,070,648	\$106,642,052	\$283,712,700
Davis	57,204,093	21,446,184	78,650,277 *
Irvine	50,698,808	33,652,991	84,351,799 *
Los Angeles	157,372,797	162,207,756	319,580,553 *
Merced	10,363,874	2,236,081	12,599,955
Riverside	17,235,810	24,301,626	41,537,436
San Diego	83,282,133	102,903,612	186,185,745 *
San Francisco	94,138,297	107,068,066	201,206,363 *
Santa Barbara	35,054,856	20,511,372	55,566,228
Santa Cruz	20,889,392	5,161,313	26,050,705
Universitywide	6,835,833	0	6,835,833
<b>TOTAL:</b>	<b>\$710,146,541</b>	<b>\$586,131,053</b>	<b>\$1,296,277,594</b>

Source: University of California Office of the President

\*These figures include support for Medical Centers, Schools of Medicine, as well as other health sciences degree-granting programs. Data on these campuses and private support for all University health science programs are found on the facing page.



REPORTING CONVENTIONS	01-02	02-03	03-04	04-05	05-06	05-06 TOTALS
CASH (CAE)	\$236,605,595	\$551,322,781	\$274,717,901	\$262,203,464	\$327,779,662	\$1,296,277,594
ACCURAL (REGENTS)	\$715,596,169	\$749,854,424	\$763,427,803	\$934,674,844	\$968,497,932	\$1,335,443,752
	\$551,322,781	\$195,665,861	\$359,427,785	\$387,110,784	\$366,945,820	

# PRIVATE SUPPORT

## Gifts by Area

Distribution by Discipline: \$ 1,296,277,594

	Total	Percentage
Agriculture and Natural Resources	\$26,737,019	2.06%
Arts, Letters and Sciences	202,018,807	15.58%
Athletics/Sports	54,930,306	4.24%
Business/Management	55,785,294	4.30%
Engineering	92,639,306	7.15%
Financial Aid	29,978,797	2.31%
Health Sciences and Medicine	559,920,900	43.19%
Law	16,454,178	1.27%
Libraries	31,372,562	2.42%
Other Programs*	129,322,953	9.98%
Professional Schools	83,331,786	6.43%
Veterinary Medicine	13,785,686	1.06%
Total	\$1,296,277,594	100.00%

*\*Chancellor and annual funds, alumni associations, energy laboratories, museums, public programs, etc.*

Gifts for Health Sciences and Medicine \$559,920,900

Campus	Total	Percentage
Berkeley	\$27,396,478	4.89%
Davis	24,290,258	4.34%
Irvine	53,939,203	9.63%
Los Angeles	157,325,599	28.10%
Riverside	2,622,925	0.47%
San Diego	93,140,074	16.63%
San Francisco	201,206,363	35.93%
Total	\$559,920,900	100.00%

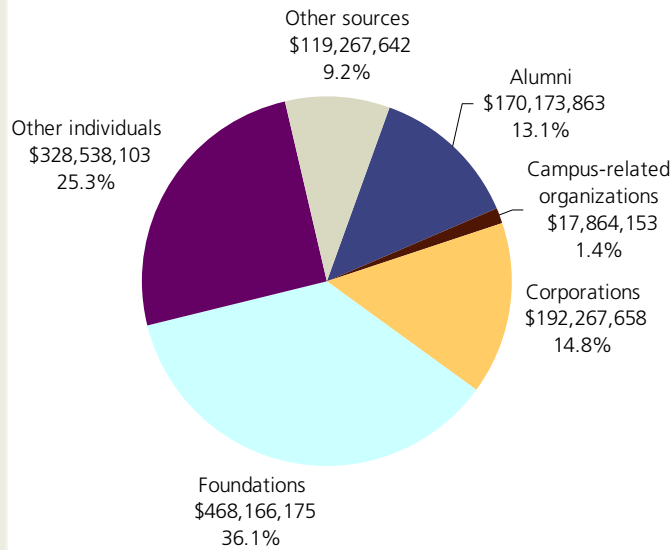
Area

Biological Sciences	\$8,450,722	1.51%
Biomedical Sciences	18,768,417	3.35%
Dentistry	11,622,648	2.08%
Medical Center	11,474,961	2.05%
Medicine	389,142,834	69.50%
Nursing	4,963,264	0.89%
Optometry	270,058	0.05%
Other**	78,447,546	14.01%
Pharmacy	26,158,334	4.67%
Public Health	10,622,115	1.90%
Total	\$559,920,900	100.00%

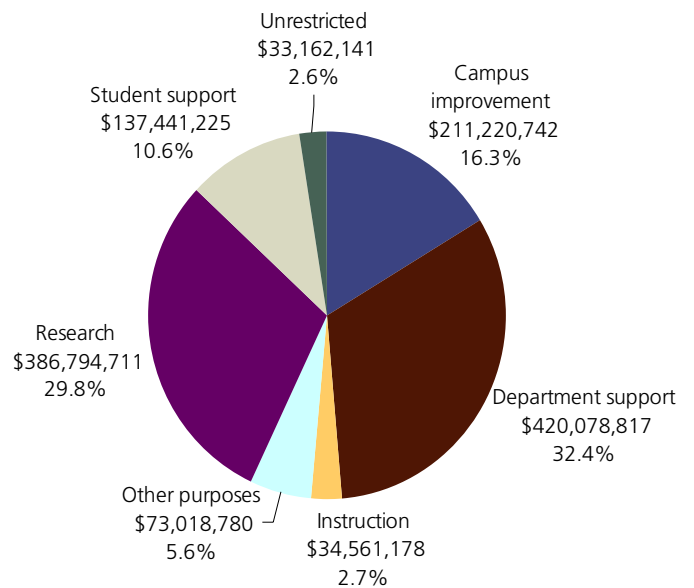
*\*\*Chancellors' funds, Beckman Laser Institute, Graduate Division for Health Sciences, special cancer and neuroscience programs, etc.*

## Source, Purpose and Asset: \$1.296 billion

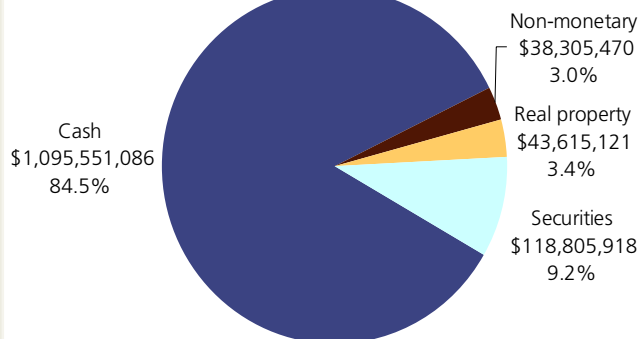
### Gift Source



### Gift Purpose



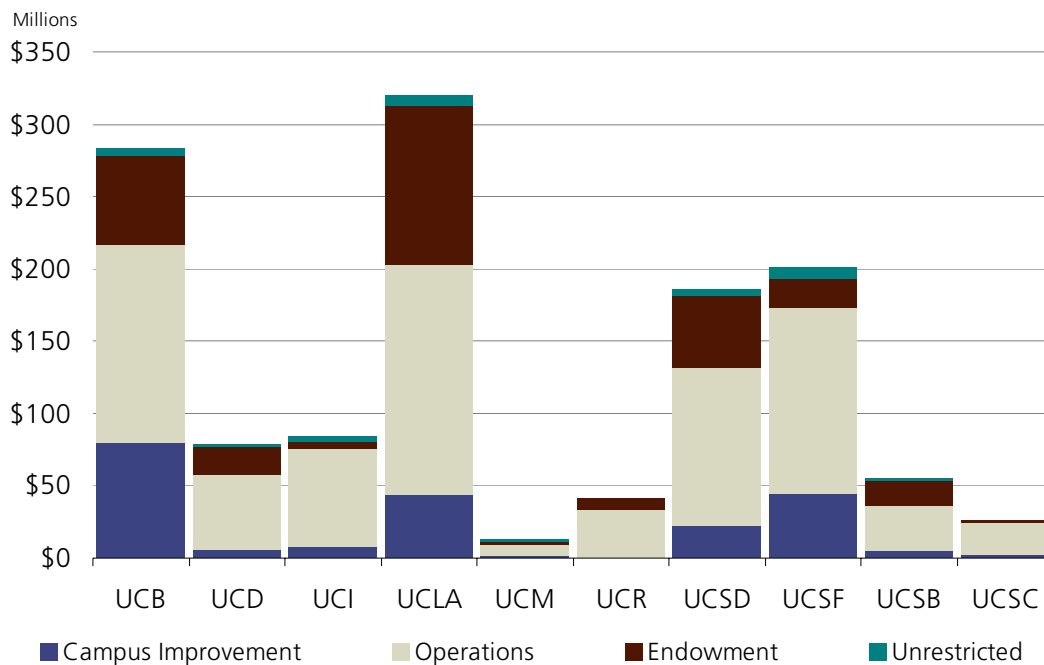
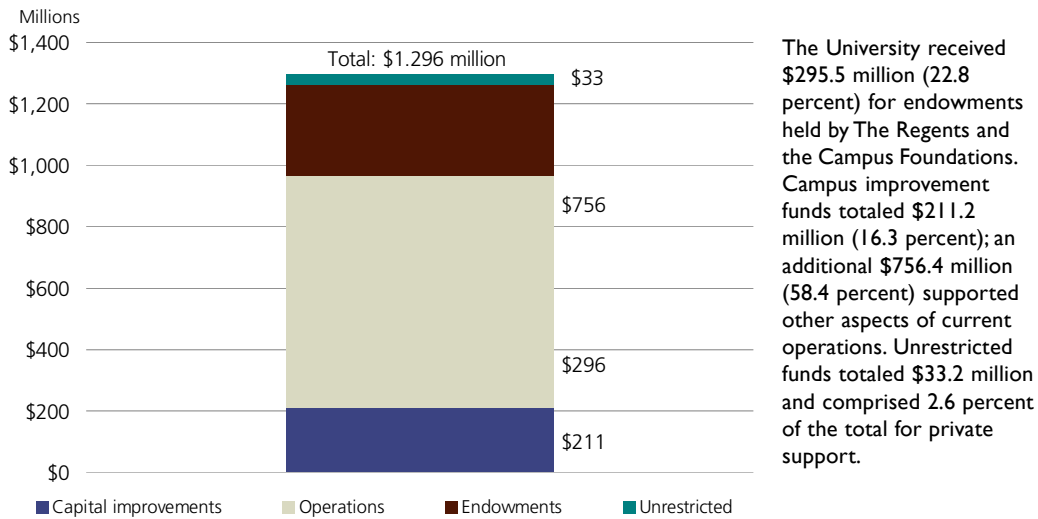
### Asset Type



# PRIVATE SUPPORT

## Donor Restrictions on Use

### Campus Improvement, Operations, Endowment and Unrestricted Purposes



## Alumni Giving

Giving from alumni is increasingly important. As the alumni populations grow and age, they traditionally provide a large percentage of a university's private support.

A report compiled recently for the University by the fundraising-counsel firm of Grenzebach/Glier identifies private support from alumni and parents as an area of potential growth for UC. That report is the catalyst for a systemwide incentive program, a partnership between the Office of the President and the campuses to make additional targeted investment in programs aimed at growing private support from alumni and parents.

Some of the important gifts from alumni in 2005-06 include the following:

While the issue of global poverty has dominated headlines in recent years, it has long been a concern for alumnus and UC Regent **Richard C. Blum '58, M.B.A. '59**. Last spring – building on his three-decade involvement with poverty alleviation efforts – he initiated the new Blum Center for Developing Economies with a \$15 million gift to the **UC Berkeley** campus that includes a \$5 million challenge grant. The Center serves as the University's nexus for convening faculty and student resources that are necessary to combat global poverty in an innovative and sustainable fashion.

One of the notable alumni gifts to **UC Davis** came from **C. Bryan Cameron '80**, who gave \$1 million to endow the campus's first chair in economics, named the C. Bryan Cameron Distinguished Chair in International Economics. Cameron, who earned his bachelor's degree in economics from UC Davis, is the co-director of research for Dodge & Cox, Inc., a large investment management firm headquartered in San Francisco. "UC Davis was an important part of my education, and I want to invest in institutions committed to excellence," Cameron said. "Through this endowed chair, I hope to sustain and increase that level of commitment."

**Paul Butterworth '74, MS '81 and his wife, Jo**, contributed \$1.3 million in unrestricted funds to the Donald Bren School of Information and Computer Sciences at **UC Irvine** to support student scholarships, fellowships and other student endeavors. The gift is the largest alumni contribution in the school's history. Butterworth is chief technical officer of AmberPoint, a leading provider of service-oriented architectures (SOA) visibility, management, and security software, based in Oakland.

**Joan Palevsky, UCLA '47**, transformed **UCLA** through five decades of leadership and broad-based philanthropy totaling nearly \$9 million. Until her death in March 2006, she gave generously to various disciplines in the humanities and created four student-support funds in the UCLA College. Her last gift provided \$1 million for the UCLA Library to acquire a rare special collection of materials on dance pioneer Isadora Duncan. Her campus legacy endures as well through a \$4.6 million bequest that establishes significant endowments for graduate student fellowships, and the first faculty endowed chairs for the departments of Classics, and French and Francophone Studies.

**Dr. E. W. Bizzini (UC Davis '58) and Mrs. Dorothy Bizzini** pledged \$1.05 million to **UC Merced**, establishing an endowed chair in systems biology. The new chair will support the director of the planned Biomedical and Systems Biology Institute. The Bizzinis' visionary gift opens the door for the creation of the new institute, boosting plans for the growth of the biotechnology industry in the San Joaquin Valley and paving the way for medical



# PRIVATE SUPPORT

education in Merced. Dr. and Mrs. Bizzini, who have provided ongoing support to the Merced campus, including another endowed chair in biological sciences, both serve as trustees on the UC Merced Foundation Board.

**W. Ronald Redmond '62 and Margaret (Fyke) Redmond '62** provided a critical \$1 million gift to move forward construction of a new alumni and visitors center at UCR. The **UC Riverside** Alumni Association's long-held dream of a center on campus was stalled because of escalating costs. The project was able to break ground in April of 2006 because of the generosity of Ron and Margaret. The 13,865-square-foot facility is slated to open in mid-2007.

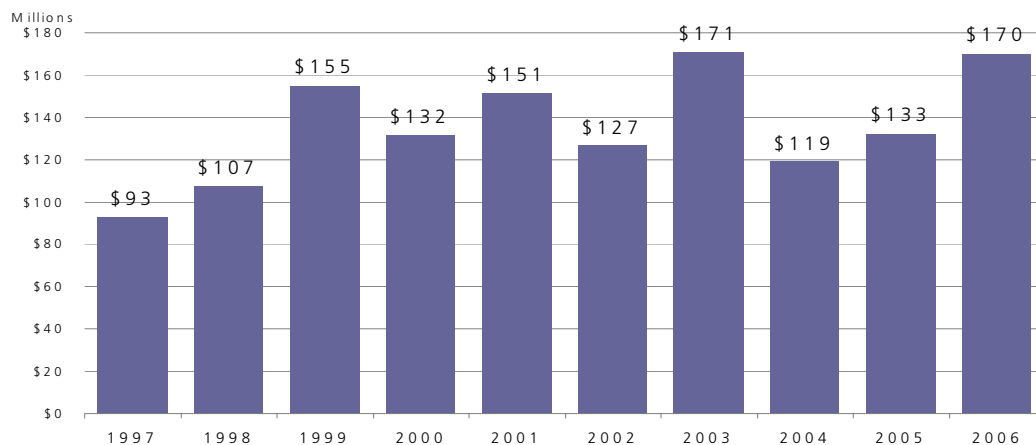
**Allene Wong '71** has provided \$260,000 to endow a scholarship to offset non-resident fees for high achieving students from Hawaii who are majoring in engineering or science. As an alumna who came to **UC San Diego** from Hawaii, she created the endowment in hopes of encouraging and assisting other students making the same academic journey.

To honor his late wife, **Lillian Aldous '62**, who received her master of science in nursing from **UC San Francisco**, Dudley Aldous gave \$600,000 to establish the Lillian and Dudley Aldous Endowed Chair in Nursing at UCSF. The largest outright gift from an individual in the School of Nursing's history, this endowment will bolster nursing education and clinical care within the School.

The College of Creative Studies (CCS) at **UC Santa Barbara** has received a \$400,000 gift for interdisciplinary undergraduate research from CCS alumnus **David Watson** and his wife, **Vinitha Menon Watson**, also a UCSB graduate. The endowment will provide ongoing support that will enable two or more CCS students from different disciplines to pursue advanced collaborative research that builds upon their individual expertise and may lead to original contributions to their fields. The Menon-Watson gift is one of the largest ever received by the College of Creative Studies.

**Gary Licker '76**, a graduate of Cowell College, loved all aspects of the **UC Santa Cruz** experience. During his lifetime, he made unrestricted gifts to the Cowell College Fund and the Chancellor's Fund. When Gary died this year, he bequeathed more than \$500,000 to unrestricted support of the college. His gift will help Cowell College continue to enhance the academically focused college environment for students and faculty.

## Alumni Giving



# PRIVATE SUPPORT

## Division of Agriculture and Natural Resources

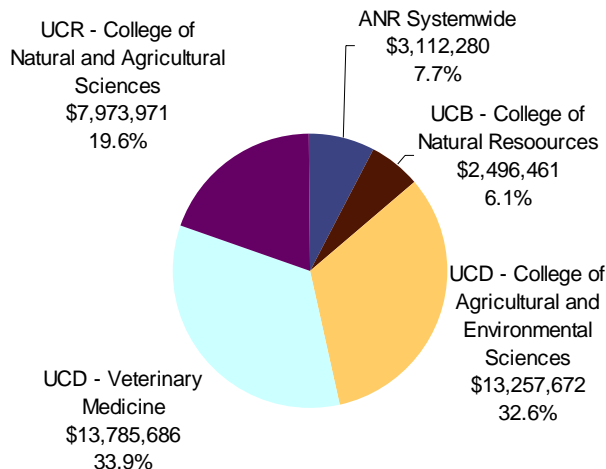
The University of California, through the Division of Agriculture and Natural Resources (ANR), has a long history of serving Californians through the creation, development and delivery of new knowledge and technologies. ANR researchers, specialists and advisors have helped California agriculture stay competitive and sustainable, introduced better methods for managing natural resources, contributed to improved nutrition and quality of life for California residents, and produced a significant economic impact on the state. The California Agricultural Experiment Station, Cooperative Extension and 17 statewide programs comprise ANR.

The California Agricultural Experiment Station (AES) is comprised of a world-respected team of basic and applied researchers. They work on more than 1,100 projects and most also teach courses at the three campuses affiliated with UC Agriculture and Natural Resources – Berkeley, Davis and Riverside. AES scientists' research projects contribute to maintaining an economically viable and environmentally sustainable food, forest, ornamental, and fiber production system for California. They work to ensure a safe, dependable, nutritious, diverse, and affordable food supply, develop programs to support the preservation and protection of the state's natural resources, and improve the health and well-being of animals. Many AES scientists collaborate with UC Cooperative Extension specialists and county-based advisors.

University of California Cooperative Extension (UCCE) has farm, 4-H, and nutrition, family and consumer sciences advisors based in more than 50 county offices and specialists on the Berkeley, Davis and Riverside campuses. The specialists and advisors work with farmers and industry representatives to solve problems related to many issues, including agricultural sustainability, air and water quality, food safety, pest management and natural resource conservation. They also work with youth, low-income families and consumers to educate tomorrow's leaders, and teach nutrition and finance management.

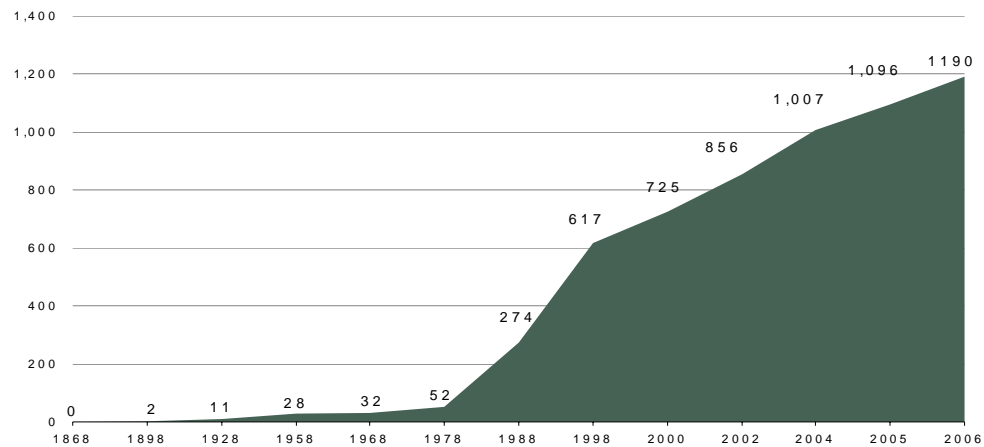
Private support for programs in agriculture and natural resources totaled \$40,626,070 in 2005-06 of which \$21,760,649 was designated specifically for research. Private gifts also provided support for instruction, student aid and fellowships, campus improvement, capital projects, youth development programs and UCCE activities.

**Total Giving to ANR: \$40,626,070**



*Note: UC Davis totals include certain gifts and private grants made to the systemwide Division of Agriculture and Natural Resources.*

## Endowed Chairs



Donors have provided funding for endowed chairs since the earliest years of the University, with the knowledge that their generous gifts supplied a solid foundation for the enrichment of University programs and the recognition of academic excellence. At a public university, faculty salaries are, in most cases, provided by the state, but state support for teaching, research and service activities is not sufficient to keep the University competitive and to attract superior faculty.

Endowed chairs and professorships continue to play a vital role in the recruitment and retention of outstanding university faculty. The first chair, the Agassiz Professorship in Oriental Languages, was established with prescience by a generous 1872 gift from then-Regent Edward Tompkins. Since then, nearly 1,200 chairs have been established by alumni and friends.

In 2005-06, endowments were established to support an additional 94 endowed chairs and professorships distributed across the campuses. These chairs vary widely by discipline. Overall, approximately one-third of all chairs reside in the health sciences, primarily in the schools of medicine. Regardless of the discipline, chairs provide essential support for teaching and research for faculty located throughout the system. Donors continue to provide thoughtful and generous support for essential areas of academic research, as shown by the examples below:

- Believed to be the first endowed chair in this field, the **Berkeley campus** recently established the *Larry and Diane Bock Endowed Chair in Nanotechnology* in the College of Chemistry. Larry and Diane Bock have pledged a gift to fund a distinguished professor who will provide leadership and conduct new research in the cutting-edge area of nanoscience.
- When alumnus C. Bryan Cameron made the decision to give back to the institution that assisted him in his successful career, he chose to create the *C. Bryan Cameron Distinguished Chair in International Economics* at the **Davis campus**, the first endowed chair established in economics. The donor is interested in supporting the most accomplished scholars with an international reputation in the field of global economics.
- The **Riverside campus** is the recipient of the *Chancellorial Chair for Innovation in Teaching Across Disciplines*, to be held by an eminent scholar who will play a leadership role at the campus as an innovative interdisciplinary teacher. The generous anonymous donors have provided a deferred estate gift in support of the chair, but have also pledged annual support to the chair holder throughout their lifetimes.
- With lead donations from Richard and Marguerite Berti, the Franciscan Friars, and Charles Schwab, a successful campaign has resulted in the *Virgil Cordano OFM Chair in Catholic Studies*

# PRIVATE SUPPORT

at the **Santa Barbara campus**, in honor of the pastor at the Santa Barbara Mission who greatly influenced the creation of the Department of Religious Studies, a highly respected program. This chair will assist in creating a solid programmatic foundation across disciplines.

- The *Emmett, Bernice and Carlston Cunningham Chair in Cognitive Development* at the **Merced campus**, made possible through a trust distribution from the Carlston A. Cunningham Testamentary Trust, is intended to provide research funding in the areas of reading disabilities and dyslexia. Mr. Cunningham struggled with reading disabilities during his life and wished to ensure that others might be helped through the research his gift will support.

- The Griswold family has a long and continuing history with the University, both as students and as philanthropists, so the establishment of the *Ogla T. Griswold Chair in Environmental Studies* at the **Santa Cruz campus** seems a fitting legacy. Craig Griswold pledged funding to create this chair in honor of his mother, whose respect for the protection of the environment has been handed down to her children and grandchildren.

- Faculty may play an equally significant role in the University community as donors. This is demonstrated by the creation of the *Wendell Jeffrey and Bernice Wenzel Term Chair in Behavioral Neuroscience* at the **Los Angeles campus**, established by Emeritus Professors Jeffrey and Wenzel to foster support for promising young scientists, thus enabling the University to recruit and retain excellent junior faculty.

- A generous donation pledged to the **Irvine campus** by The Massiah Foundation and Dr. Fariborz Maseeh has made possible the establishment of three chairs. The *Maseeh Chair in Persian Studies and Culture* and the *Howard Baskerville Professor*, both in the School of Humanities, and the *Maseeh Professor in Persian Performing Arts* in the Claire Trevor School of the Arts will provide the foundation for a newly created center dedicated to Persian studies and culture.

- The *Ernest Rosenbaum, M.D., Endowed Chair in Medical Oncology* at the **San Francisco campus** was created through the efforts of a successful campaign led by Dr. Alan Glassberg of the Comprehensive Cancer Center. This chair will support a pre-eminent medical oncologist with the capacity to create a clinical program of excellence. The chair is named in honor of a respected oncologist who was a volunteer member of the clinical faculty in the Department of Medicine.

- A joint fundraising effort by the Division of Arts & Humanities, the Department of History, and the Development Office, as well as a core of committed volunteers at the **San Diego campus**, has set in motion plans for one of the most comprehensive Greek history programs in the nation. Included in this effort are two chairs, the *Alkiviadis Vassiliadis Endowed Chair in Byzantine Greek History* and the *Gerry & Jeannie Ranglas Endowed Chair in Ancient Greek History*, both to be used to attract new distinguished scholars to the campus.

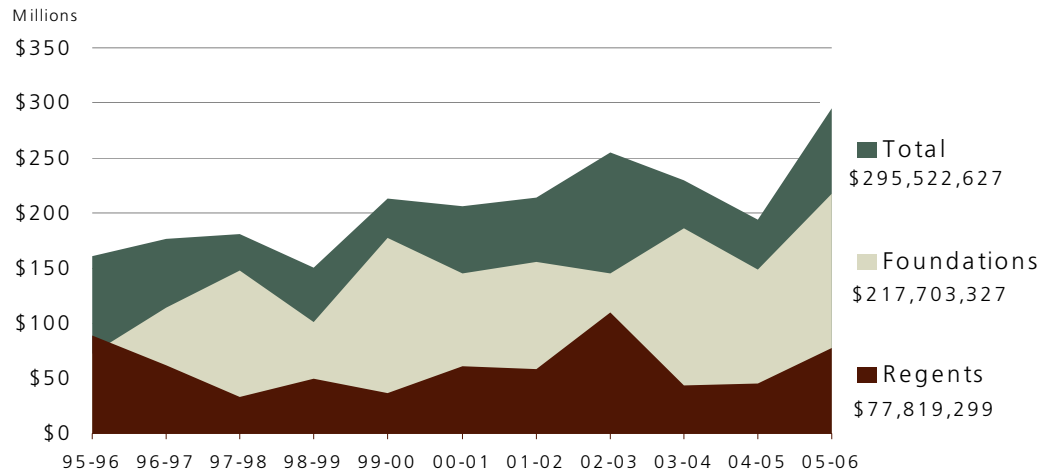
The total market value of all chairs as of June 30, 2006, is \$1,407,138,482.

## Distribution By Discipline

	<u>Number of Chairs</u>
Agriculture	35
Engineering	145
Humanities	91
Life and Biological Sciences	68
Physical Sciences	55
Social Sciences	128
Professional Schools	192
Health Sciences	388
Veterinary Medicine	2
Miscellaneous and Multi-disciplinary	86
Total	1190

## Additions To Endowment

Additions to Endowment: \$295.5 million

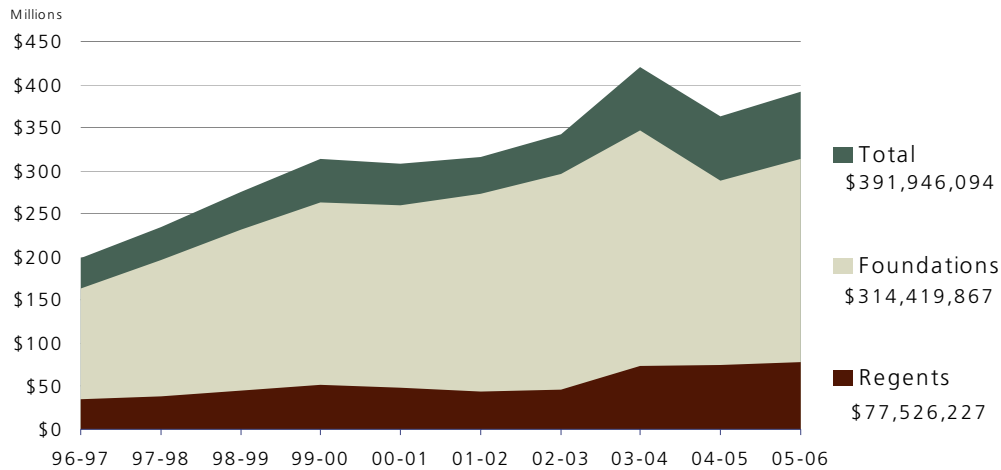


Year	Regents		Foundations		Total
95-96	\$88,772,584	55.1%	\$72,260,031	44.9%	\$161,032,615
96-97	62,213,632	35.2%	114,479,717	64.8%	176,693,349
97-98	33,229,661	18.3%	148,286,625	81.7%	181,516,286
98-99	49,304,263	32.8%	100,991,901	67.2%	150,296,164
99-00	36,413,766	17.0%	177,178,480	83.0%	213,592,246
00-01	60,908,962	29.5%	145,823,645	70.5%	206,732,607
01-02	58,718,178	27.4%	155,557,203	72.6%	214,275,381
02-03	109,630,734	42.9%	145,688,180	57.1%	255,318,914
03-04	43,772,747	19.1%	185,982,998	80.9%	229,755,745
04-05	45,617,515	23.5%	148,828,104	76.5%	194,445,619
05-06	77,819,299	26.3%	217,703,327	73.7%	295,522,627

The fair market value of all endowments (Regents and Foundations) was \$8.2 billion on June 30, 2006.

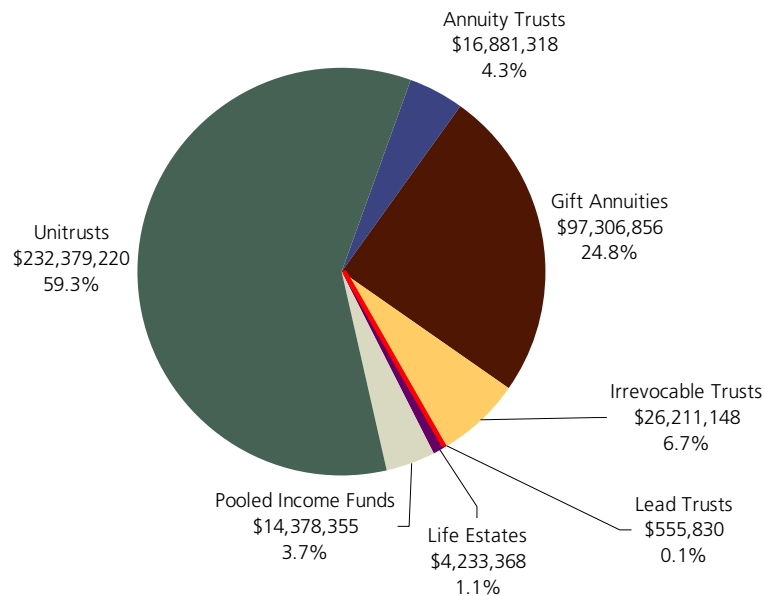
# PRIVATE SUPPORT

## Planned Giving Assets Under Management



Planned giving assets include irrevocable charitable remainder trusts, pooled income funds, gift annuities, and similar arrangements where the University or campus foundation is the trustee. The principal is distributed to the University for the charitable purpose specified by the donors on the death of the income beneficiaries or at the expiration of a term of years.

**Total Planned Giving Assets: \$391,946,094**



## Fundraising Campaigns

Name of Campaign	Goal	Duration	Gifts/Pledges by 6/30/06
<b>Berkeley</b> No campaign underway at this time			
<b>Davis</b> No campaign underway at this time			
<b>Irvine</b> UCI Medical Center Campaign	\$50,000,000	2002-2008	\$30,283,437
<b>Los Angeles</b> Campaign UCLA Ensuring Academic Excellence	2,400,000,000 250,000,000	1995-2005 2005-2014	3,052,600,815 168,000,000
<b>Merced</b> Ernest and Julio Gallo School of Management Endowment Gymnasium Expansion Campaign	10,000,000 1,360,000	2002-2006 2004-2006	9,878,119 1,377,036
<b>Riverside</b> No campaign underway at this time			
<b>San Diego</b> The Campaign for UCSD—Imagine What's Next	1,000,000,000	2000-2007	903,257,668
<b>San Francisco</b> No campaign underway at this time			
<b>Santa Barbara</b> The Campaign for UC Santa Barbara	500,000,000	2000-2009	351,006,377
<b>Santa Cruz</b> No campaign underway at this time			
<b>GRAND TOTAL</b>	<b>\$4,211,360,000</b>		<b>\$4,518,403,452</b>





# THE CAMPUSES

2005-2006

---

The University of California, Berkeley has set a new record for private support. Alumni, parents, and friends contributed \$283.7 million in new outright gifts and pledge payments.

Using the cash-based convention of only new outright gifts and pledge payments, the previous record raised was \$223.5 million in 2001-02.

Adding new pledges, total private support added up to \$347.6 million in the 2005-06 fiscal year. This total breaks the previous comparable record – \$318.3 million in 2004-05 – for new outright gifts, pledge payments, and new pledges.

The number of gifts to UC Berkeley also established a new benchmark at 87,803, up from 80,234 gifts contributed the previous year.

“The extended Cal family of alumni, parents and friends raise the bar once more, and through their generosity they help to strengthen Berkeley’s ability to compete – and prevail – among the very best universities in the world,” said Vice Chancellor for University Relations Donald McQuade, who is completing his final year in this leadership post.

Under McQuade’s direction, the UC Berkeley campus has raised more than \$2 billion over the course of his seven-year service as vice chancellor.

“This year’s success provides a solid foundation for the future,” McQuade said. “These results bode well for the campus’s fundraising efforts as it enters the planning phase for what is expected to be UC Berkeley’s most ambitious fundraising campaign.”

The \$347.6 million includes contributions to benefit students and faculty directly, advancing a wide range of research, as well as boosting financial aid for undergraduate students.

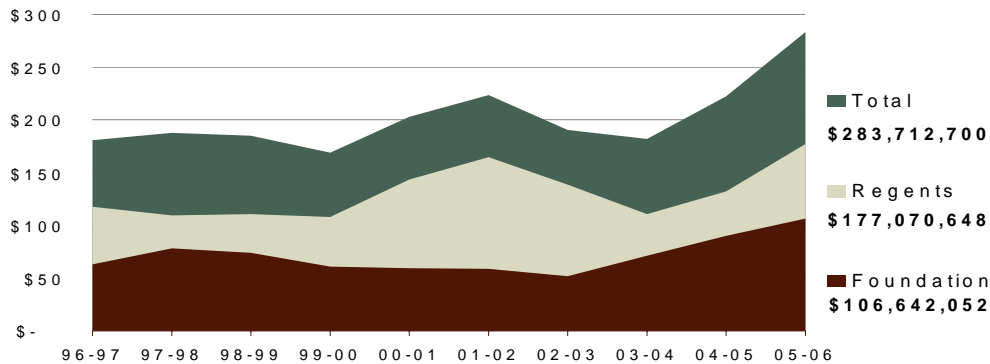
Notable gifts and pledges for the fiscal year, which ended June 30, include:

- \$25 million from Ann and Gordon Getty to support campuswide teaching and research in cutting-edge biomedical science.
- \$25 million, pledged anonymously, to the Haas School of Business.
- \$15 million, including a \$5 million challenge grant, from Richard C. Blum for the Richard C. Blum Center for Developing Economies.
- \$8.8 million from the Henry B. and Elsie Clay Fund to support undergraduate financial aid.

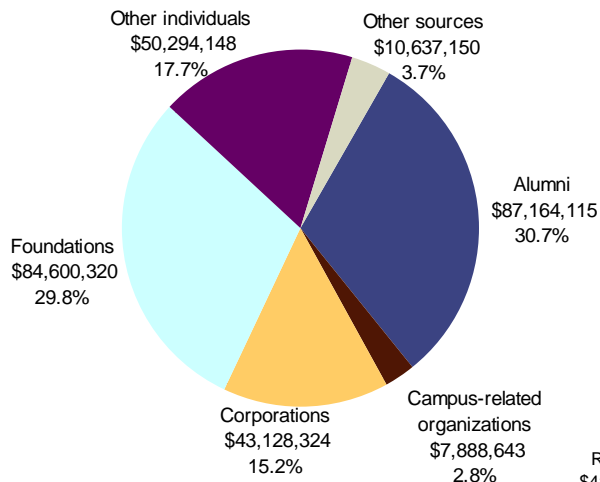
A record amount, \$1.8 million, was also raised online for programs across the campus through the university’s Give to Cal site. This included 9,706 gifts.

REPORTING CONVENTIONS	01-02	02-03	03-04	04-05	05-06	05-06 TOTALS
	Pledge Payments					
CASH (CAE)	\$71,378,616	\$47,560,078	\$32,181,449	\$23,969,033	\$89,547,771	\$283,712,700
	New Outright Gifts					
ACCRUAL (REGENTS)	\$152,172,306	\$143,257,398	\$150,219,447	\$185,297,483	\$194,164,930	\$347,584,472
	New Pledges					
	\$88,245,094	\$20,597,836	\$23,969,033	\$32,181,449	\$153,419,542	

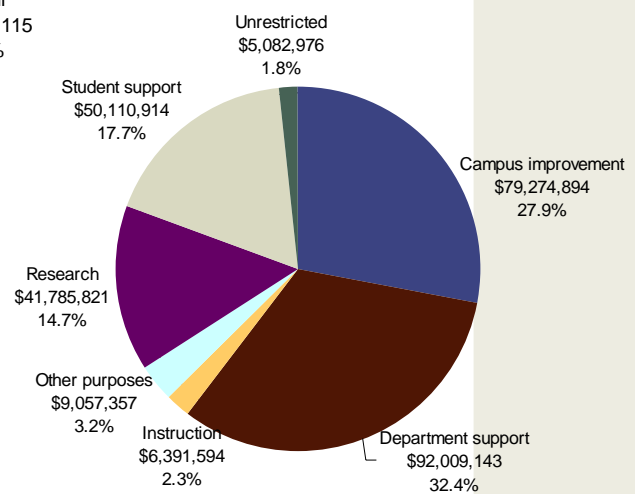
## TOTAL GIVING (\$ MILLIONS)



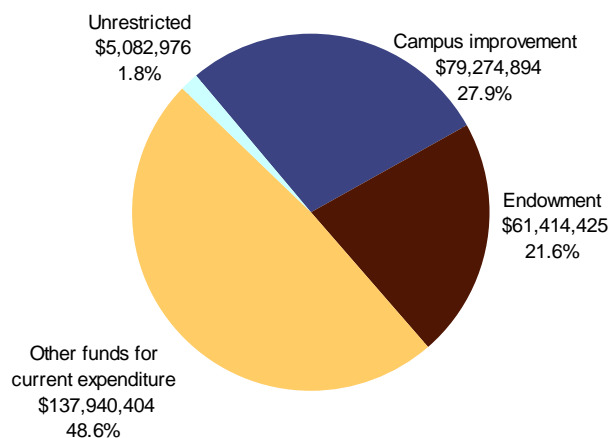
## GIFT SOURCE



## GIFT PURPOSE



## GIFT EXPENDITURE



With the help of nearly 50,000 alumni, parents, students and friends, UC Davis raised more than \$78.6 million in philanthropic support during the 2005-06 fiscal year.

Gifts and philanthropic grants received reflect a variety of interests from scholarships to cancer research. They raised the campus's presence in specific areas, such as teacher education, international economics and American history, while unrestricted gifts gave UC Davis the flexibility to address campus priorities and respond to emerging opportunities.

Each of the campus's colleges and schools received significant financial support, with the Health System raising the highest amount at more than \$24 million, followed by the College of Agricultural and Environmental Sciences at \$16.3 million, and the School of Veterinary Medicine at \$13.8 million.

Donors included alumni, appreciative patients, interested friends, organizations committed to specific causes and even current students making a graduation gift. Sixteen donors provided gifts, philanthropic grants and pledges of \$1 million or more.

Half of the philanthropic total was directed toward research. Student support – including scholarships and fellowships – received 12.6 percent, while department/faculty support received 11.5 percent.

Philanthropic support established new endowed chairs, including the Dolly and David Fiddymment Chair in Teacher Education, the W.K. Kellogg Endowed Chair in Sustainable Food Systems and the C. Bryan Cameron Distinguished Chair in International Economics.

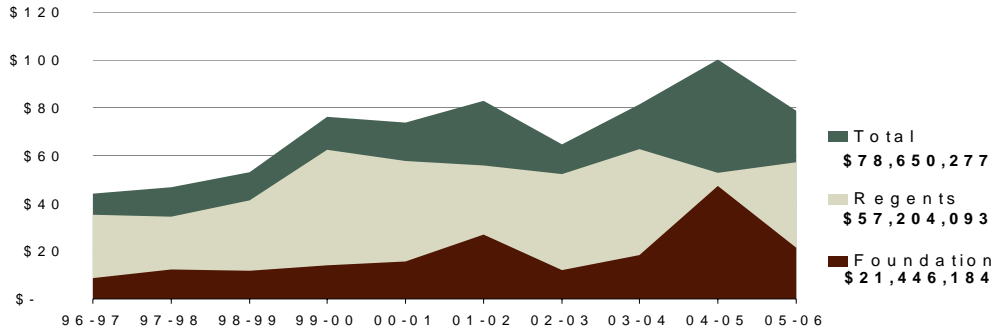
Of the \$78.6 million, a total of \$19.5 million was committed to permanently invested funds – or endowments – to provide ongoing support for undergraduate and graduate students, faculty, research and other campus programs. Donors directed \$11.7 million in endowed funds to support the university through the UC Davis Foundation. The Foundation, established in 1959, receives private gifts to benefit UC Davis, invests its endowed gift funds and other private assets, and advises campus leaders in areas related to public trust and support.

Meanwhile, the UC Davis Annual Fund had its best year on record, increasing 5 percent from the year prior, to a total of nearly \$1.9 million. More than 19,000 individuals contributed to the fund, which provides flexible support to areas where the need is greatest.

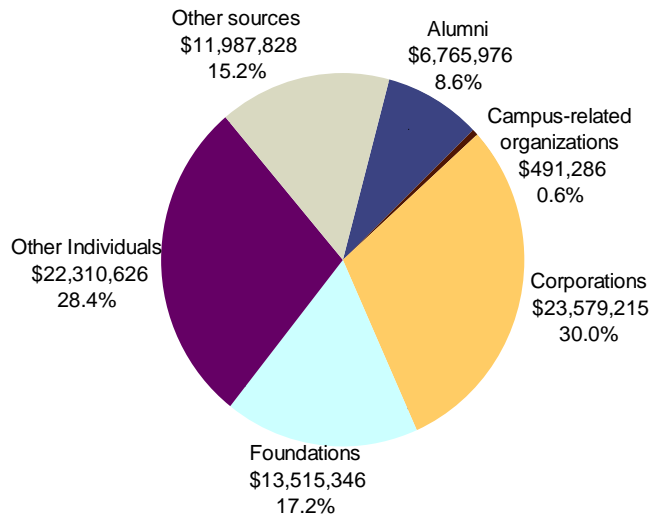
“Our donors are helping us build a better future for California and the world,” said Chancellor Larry N. Vanderhoef. “We are grateful to everyone who supports UC Davis.”

REPORTING CONVENTIONS	01-02	02-03	03-04	04-05	05-06	05-06 Totals
<b>CASH (CAE)</b>	<b>Pledge Payments</b>					
	\$8,534,019	\$7,757,037	\$20,940,648	\$36,609,413	\$12,335,613	\$78,650,277
	<b>New Outright Gifts</b>					
	\$74,043,602	\$57,259,654	\$60,442,424	\$63,587,501	\$66,314,664	
<b>ACCRUAL (REGENTS)</b>	<b>New Pledges</b>					
	\$35,735,239	\$14,450,833	\$11,695,047	\$15,374,907	\$15,043,541	\$81,358,205

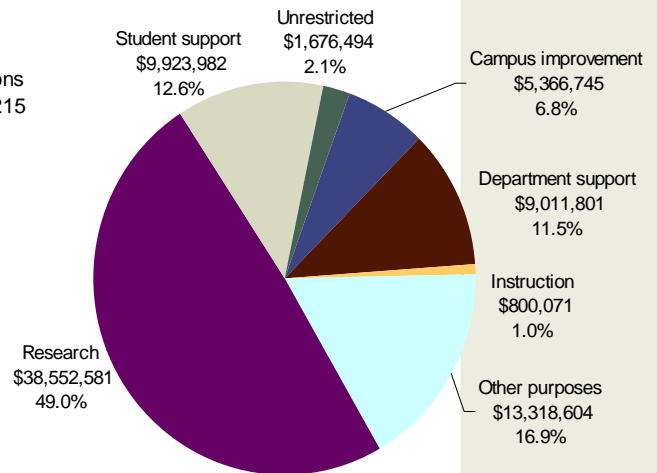
### TOTAL GIVING (\$ MILLIONS)



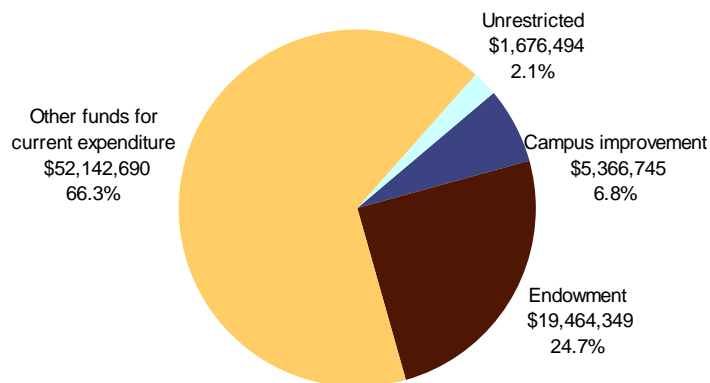
### GIFT SOURCE



### GIFT PURPOSE



### GIFT EXPENDITURE



UC Irvine set a campus all-time record for private gifts and grants in 2005-06, resulting from increased community support for UCI's programs and achievements across a wide range of disciplines. The total for outright gifts, grants and pledge payments was \$84.4 million. New pledges totaled another \$28.8 million.

"At no time in our history has the community more decisively, warmly and generously embraced this campus and its important work," said Chancellor Michael V. Drake. "I am extremely grateful for the vital partnership we share with the community. Orange County's citizens are intellectually curious, engaged with the campus, and are showing their critical support in record numbers through their generosity and service."

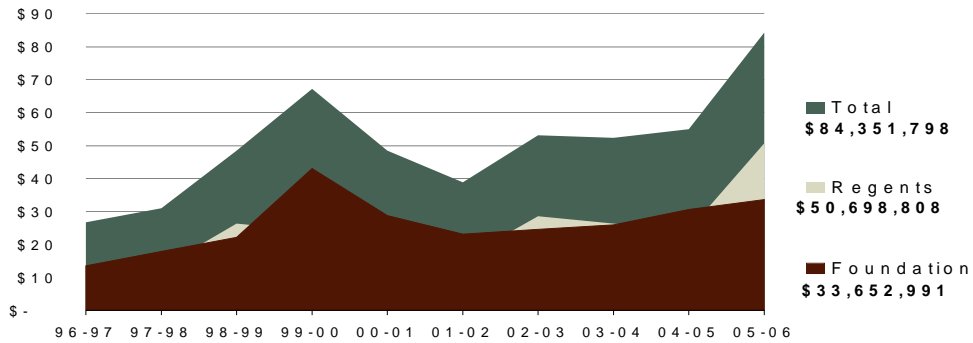
Major gifts to the campus in 2005-06 included:

- \$19.6 million from the Bill & Melinda Gates Foundation Institutes via the Foundation for The National Institutes of Health for development of genetically engineered mosquitoes to stop the spread of dengue fever, which infects 50 million people a year.
- A \$5.9 million gift of engineering software from the Macneal-Schwendler Corp. to the Henry Samueli School of Engineering for use in computer-aided engineering and simulation courses that teach students in the area of virtual engineering and design.
- \$2.4 million from Helen and Edward Shanbrom to support and enhance the Shanbrom Medical Research Fund and a laboratory in the School of Medicine.
- \$2.2 million from the Allergan Foundation to the department of ophthalmology to conduct clinical research to develop programs and technologies in conjunction with industry, and to seek clinical solutions for serious and debilitating, eye-threatening diseases.
- \$2.1 million from the California Institute for Regenerative Medicine to support research training in stem cell biology, its clinical applications, ethical and policy issues related to the use of stem cells.

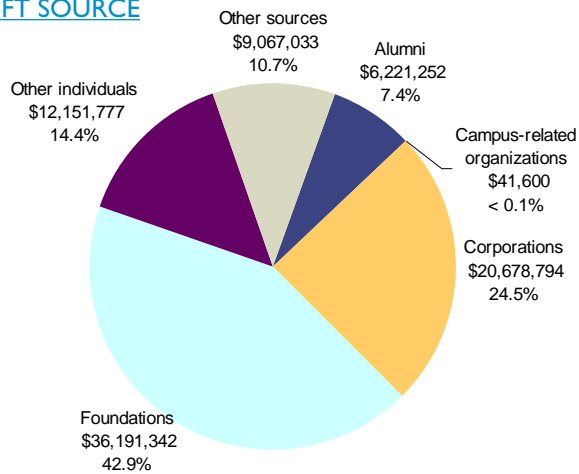
Private gifts and grants contribute to the campus's success by helping it achieve academic and research excellence in areas not fully funded by state sources, including the funding of key initiatives such as the Stem Cell Research Center. 2005-06 gifts and grants enhance UCI's efforts to attract the best graduate students, recruit and retain top faculty, provide students with an ideal learning environment, and enable research that offers large-scale benefits to society.

REPORTING CONVENTIONS	01-02	02-03	03-04	04-05	05-06	05-06 TOTALS
<b>CASH (CAE)</b>	<b>Pledge Payments</b> \$13,216,495	\$15,861,325	\$19,633,772	\$16,025,068	\$11,721,031	\$84,351,798
	<b>New Outright Gifts</b> \$25,684,318	\$37,364,356	\$32,713,264	\$39,040,699	\$72,630,767	\$101,421,837
<b>ACCRUAL (REGENTS)</b>	<b>New Pledges</b> \$9,942,045	\$19,946,851	\$33,633,464	\$31,776,360	\$28,791,071	

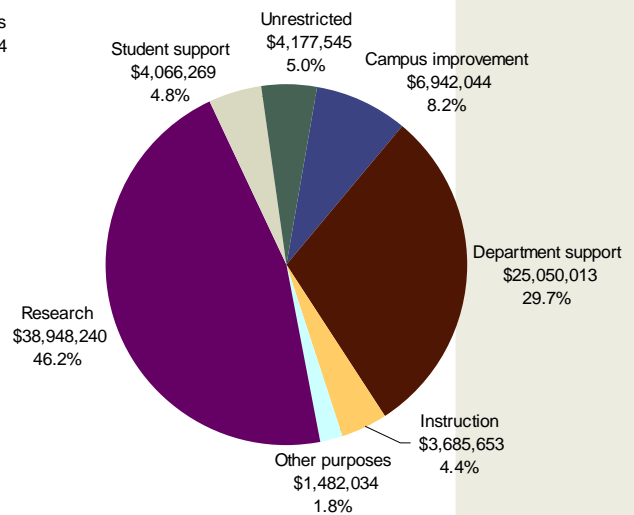
### TOTAL GIVING (\$ MILLIONS)



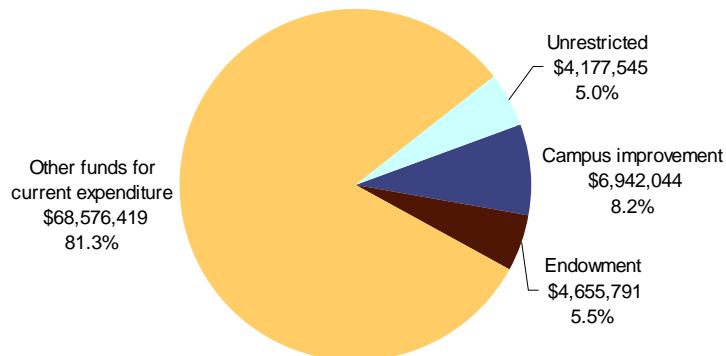
### GIFT SOURCE



### GIFT PURPOSE



### GIFT EXPENDITURE



During 2005-06, UCLA received more than \$319.6 million in outright gifts, grants and pledge payments. By the accrual reporting convention, including outright gifts and new pledges, the campus received \$310.5 million. This marks the seventh consecutive year in which UCLA's gift total has surpassed \$250 million.

Gifts through December 31, 2005, brought the final total for Campaign UCLA to over \$3.05 billion, exceeding the \$2.4 billion goal by nearly 25 percent and making the campaign the most successful fundraising effort in the history of higher education.

Concurrent with the final years of this achievement and continuing through June 30, 2006, UCLA's "Ensuring Academic Excellence" Initiative generated \$73.6 million during 2005-06, bringing the initiative's total to \$168 million. Launched in June 2004, Ensuring Academic Excellence is designed to generate \$250 million in private commitments through 2009 specifically to help attract and retain top students and faculty, a campus-wide priority.

Graduate student fellowship support included \$134,000 from Achievement Rewards for College Scientists (ARCS) Foundation, Inc., Los Angeles Chapter to UCLA's Brain Research Institute, continuing more than 40 years of scholarship funding by ARCS for the BRI and its students. This year the work of thirteen scholars was supported by ARCS.

Additionally, the UCLA College received \$5 million from Professor Emeritus Paul Terasaki and his wife, Hisako, to name the Paul I. & Hisako Terasaki Center for Japanese Studies. This commitment included \$1 million to support postdoctoral and graduate fellowships. Fellows will be chosen from emerging academic leaders in the United States, Japan and other areas of the world to conduct cutting-edge research in the field of Japanese studies.

Also included in the 2005-06 total were gifts to create eight new endowed faculty chairs in the UCLA College and 10 new endowed chairs in the professional schools. Among these commitments was a bequest of \$1.5 million from the estate of Bernard Breslauer to the Graduate School of Education & Information Studies. The gift establishes the Martin and Bernard Breslauer Professorship in Bibliography, the first endowed chair in the Department of Information Studies at UCLA.

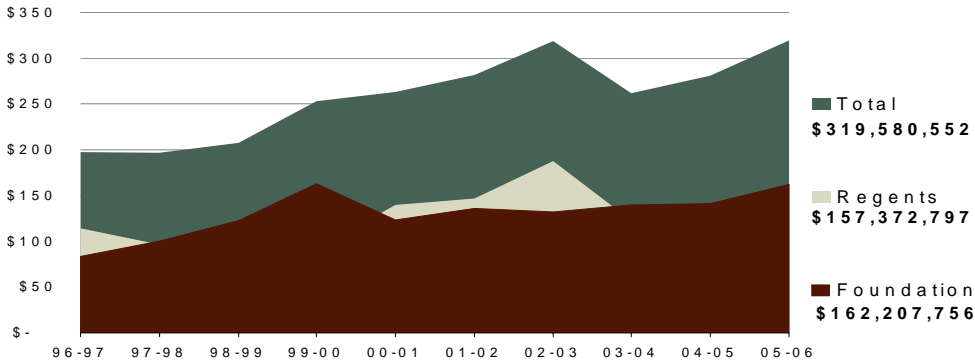
Private philanthropy continues to secure UCLA's position as a leader in American higher education by supporting pioneering research, providing student and faculty support, enhancing interdisciplinary programs and enabling capital improvements.

REPORTING CONVENTIONS	01-02	02-03	03-04	04-05	05-06	05-06 TOTALS
<b>CASH (CAE)</b>	<b>Pledge Payments</b> \$64,201,218	\$90,078,476	\$88,857,502	\$62,786,642	\$95,832,719	\$319,580,552
<b>ACCRUAL (REGENTS)</b>	<b>New Outright Gifts</b> \$195,531,177	\$224,818,644	\$176,291,085	\$218,765,830	\$223,747,833	\$310,519,755
	<b>New Pledges</b> \$292,398,941	\$63,286,940	\$104,732,419	\$68,692,807	\$86,771,922	

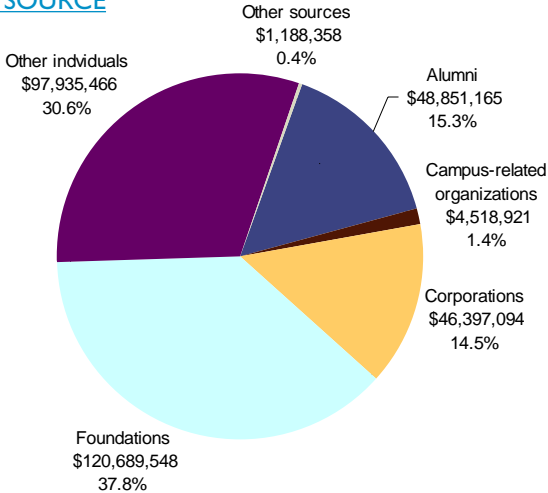


# LOS ANGELES

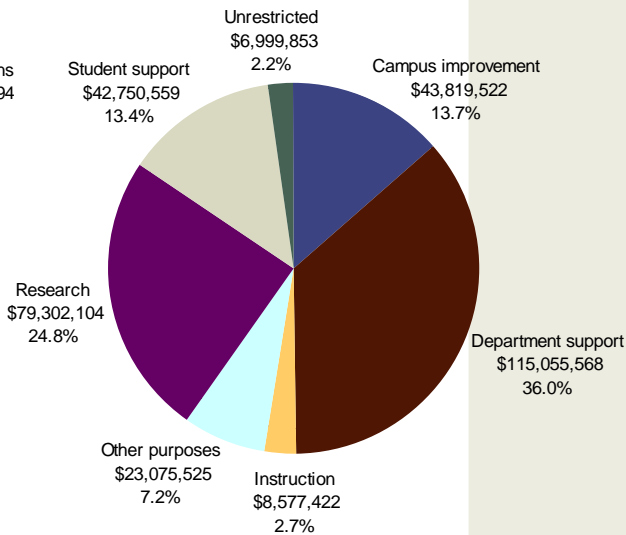
## TOTAL GIVING (\$ MILLIONS)



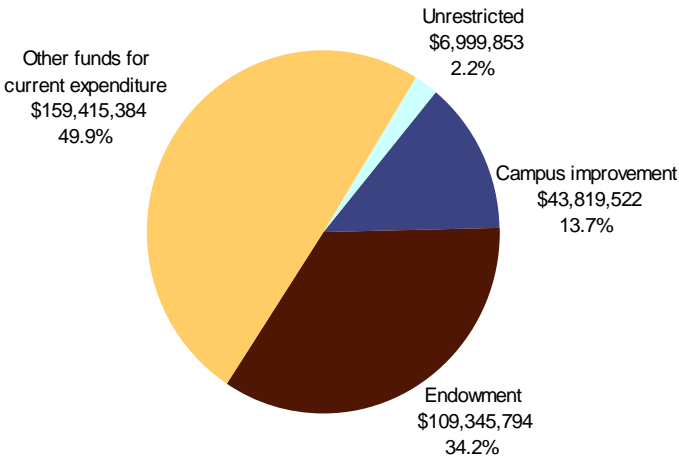
## GIFT SOURCE



## GIFT PURPOSE



## GIFT EXPENDITURE



When UC Merced opened its doors in 2005, more than 5,000 people from all over the state showed their support for the newest UC campus by witnessing pioneer class members cross the Scholars' Lane Bridge and officially become Bobcats.

During the 2005-06 school year, the community had raised \$12.6 million in private support for the newest campus in the UC system, surpassing the year's fundraising goals.

"UC Merced has much to celebrate, from its pioneering students and the campus growth, to the research our faculty members are conducting," said Chancellor Carol Tomlinson-Keasey. "We also have reason to celebrate our supporters and friends, who make possible so much of what's happening here. We enthusiastically thank them for their gifts."

The first Bobcats to graduate this spring are already showing their commitment to the future by joining the alumni association, which now has 100 percent membership – all three graduates are participating.

UC Merced joined forces with the Great Valley Center, a Modesto-based regional organization that studies the San Joaquin Valley, and encouraged leadership among young people. The center, now a part of UC Merced, has joined with the university to increase fundraising for the campus and the center.

Friends of UC Merced have also demonstrated their support by giving a variety of gifts of all sizes.

For example, Dr. Rajender Reddy and his wife, Jhansi, gave \$1 million for the student health center that will bear Dr. Reddy's name.

The \$1.3 million fundraising drive for the recreation center's expansion wrapped up this year, exceeding its goal and enabling the purchase of equipment for the center. This was UC Merced's first capital campaign supported by hundreds of gifts ranging from \$50 to \$500,000.

A \$1.05 million endowed chair in systems biology, from an anonymous donor, helps to build the foundation for UC Merced's medical education program.

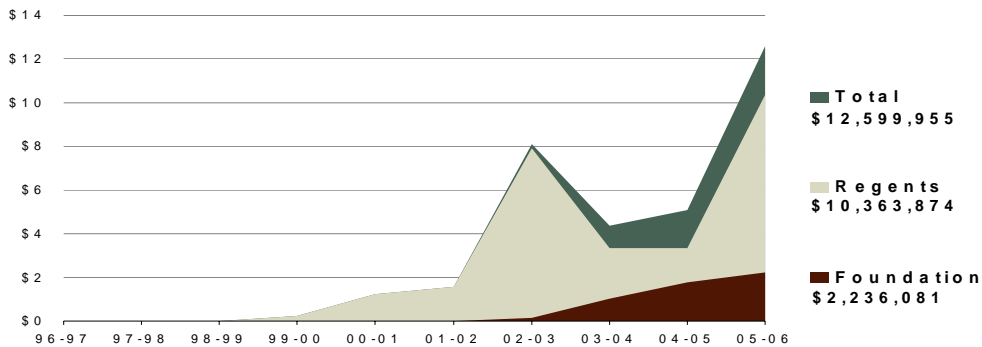
Drs. Mahdu Kris and Vijaya Tangella gave \$1 million to create a scholarship fund to honor their parents.

Elizabeth and Joel Wallace chose to put their name on the campus dining room after giving \$500,000.

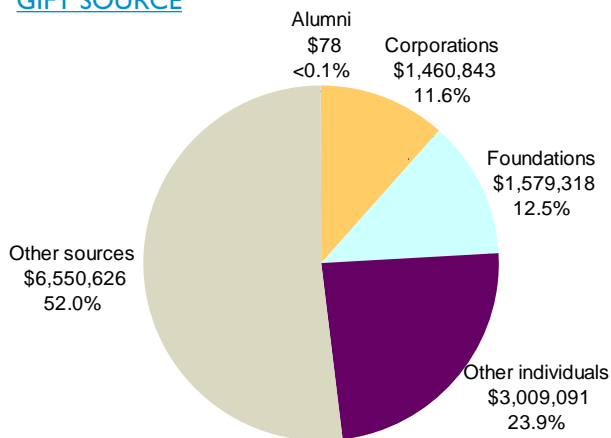
From start to finish, UC Merced can claim an amazing opening year.

REPORTING CONVENTIONS	01-02	02-03	03-04	04-05	05-06	05-06 TOTALS
<b>CASH (CAE)</b>	<b>Pledge Payments</b> \$1,373,234	\$6,728,929	\$2,471,606	\$2,784,846	\$3,482,224	\$12,599,955
<b>ACCRUAL (REGENTS)</b>	<b>New Outright Gifts</b> \$196,843	\$1,364,061	\$1,902,342	\$2,316,485	\$9,117,731	\$14,677,773
	<b>New Pledges</b> \$22,038,000	\$2,253,700	\$2,708,100	\$2,786,750	\$5,560,042	

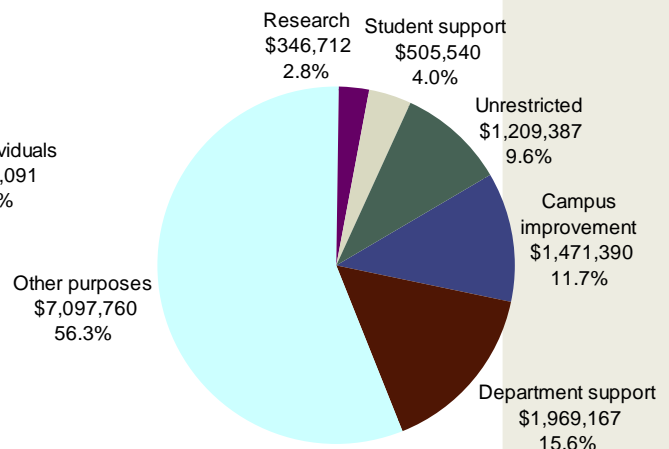
### TOTAL GIVING (\$ MILLIONS)



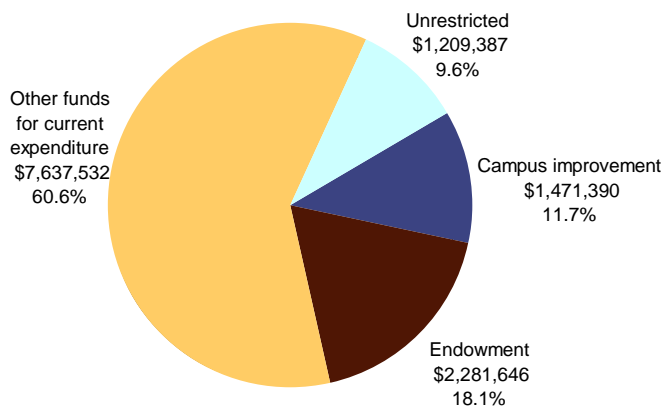
### GIFT SOURCE



### GIFT PURPOSE



### GIFT EXPENDITURE



UC Riverside in 2005-06 doubled the private support from the previous year to \$41.5 million in gifts, grants and pledge payments from the total of \$19.5 million in 2004-05.

In June, Bart and Barbara Singletary and William and Toby Austin together gave \$15.5 million in a combined charitable trust to support endowed professorships at UC Riverside in the social sciences, the law, public policy, agriculture and medicine.

“Donors are investing in projects that will have widespread impact for the health and well-being of inland Southern California,” Chancellor France Córdova said. “I am grateful to the deans, faculty and the members of our advancement team who have worked so hard to communicate the important educational impact of the campus.”

Other recent gifts to UC Riverside include:

- \$1.6 million grant from the Howard Hughes Medical Institute for biomedical student preparation
- \$1.5 million from the W.M. Keck Foundation for environmental research
- \$1.5 million pledge for innovation in teaching
- \$1 million gift for an endowed chair in cancer research
- \$1 million gift from the Gluck Foundation for arts outreach
- \$1 million from the Bernard Osher Foundation for a learning program for seniors
- \$500,000 gift from Ron and Margaret Redmond to finish the alumni and visitors’ center
- \$500,000 gift from the estate of Rosalie Ketchersid for scholarships
- \$450,000, a record total for the UCR Fund, an annual telephone campaign to alumni
- \$240,000 gift from California Wellness to support the FastStart program

In July 2006, the *Chronicle of Higher Education*, which covers the nation’s colleges and universities, carried a story about how UCR earned the gift described above from the Austins and the Singletarys that might have gone to other institutions.

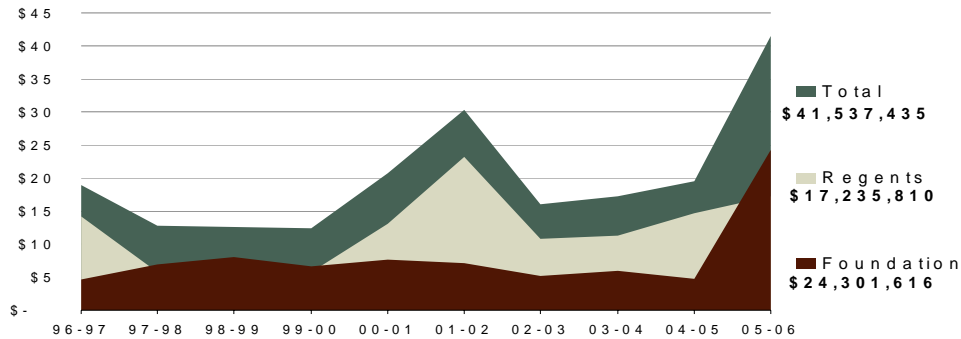
“William Austin was being courted by several other universities for donations,” said Vice Chancellor for Advancement Bill Boldt. “Then he heard that we were exploring the establishment of a medical school. He liked the idea that his money could help the community have better access to quality health care.”

Bart Singletary, a mid-life graduate of UCR and William Austin’s long-time business partner, wanted to support endowed chairs in the social sciences.

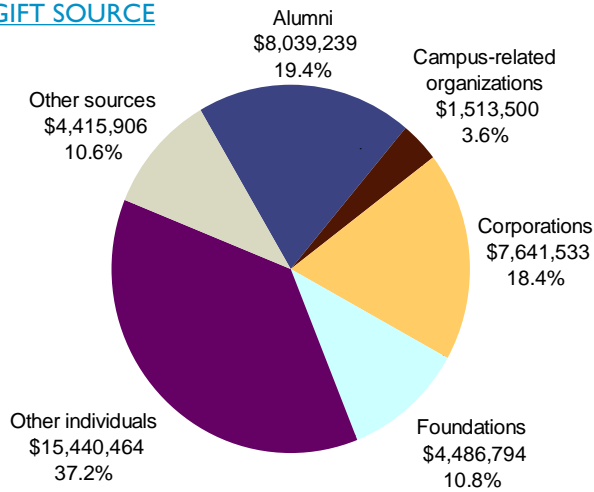
“Together they have made a powerful difference in UCR’s future,” Boldt said.

REPORTING CONVENTIONS	01-02	02-03	03-04	04-05	05-06	05-06 TOTALS
<b>CASH (CAE)</b>	<b>Pledge Payments</b> \$4,276,900	\$2,627,463	\$7,030,277	\$4,354,540	\$5,308,513	\$41,537,435
<b>ACCRUAL (REGENTS)</b>	<b>New Outright Gifts</b> \$25,989,900	\$13,407,474	\$10,193,209	\$15,128,207	\$36,228,923	\$40,121,325
	<b>New Pledges</b> \$5,541,227	\$6,120,621	\$1,269,777	\$4,920,004	\$3,892,402	

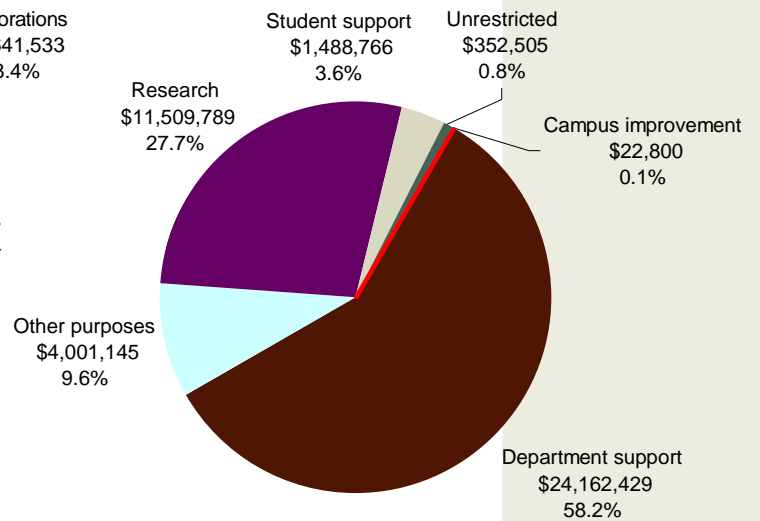
## TOTAL GIVING (\$ MILLIONS)



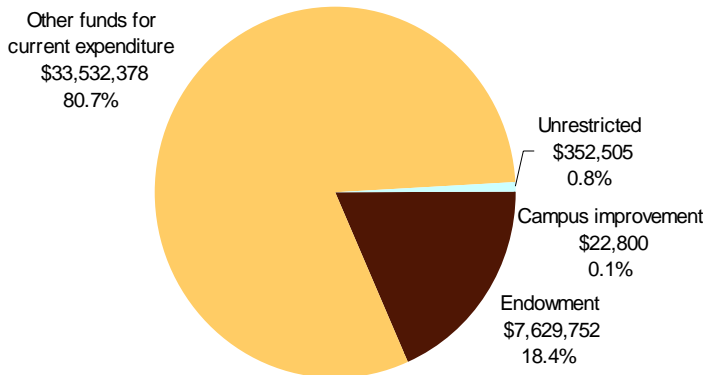
## GIFT SOURCE



## GIFT PURPOSE



## GIFT EXPENDITURE



Thanks to the generosity of 90,000 alumni, parents and friends, by the end of the fiscal year The Campaign for UCSD: *Imagine What's Next* has raised over \$900 million since it was launched in July 2000. With a record \$186.2 million in private support received during 2005-06 alone – the most successful fundraising year in campus history – UC San Diego is on track to achieve the campaign's \$1 billion goal.

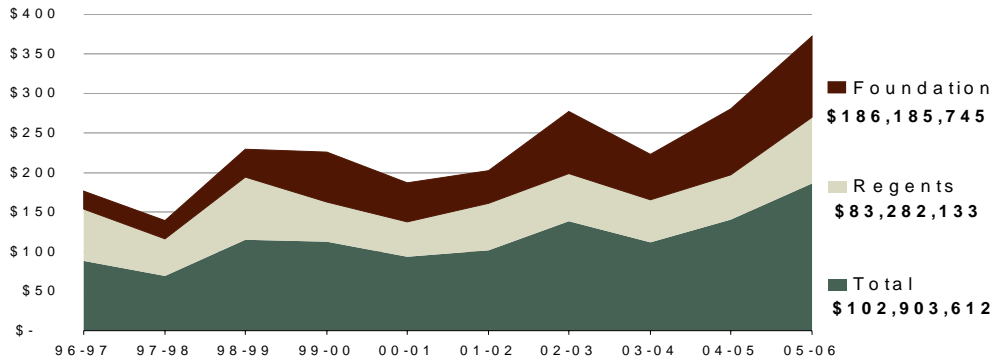
“When a community rallies around its university, the impact is felt well beyond the campus borders,” said UCSD Chancellor Marye Anne Fox. “I am proud of all we have achieved so far through this campaign, and I know that this year will be even more rewarding.”

Campaign gifts have included support for students, faculty, innovation, research and patient services.

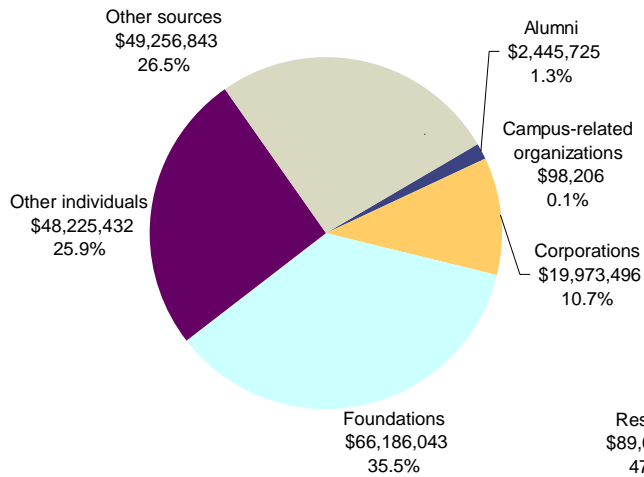
- A \$1 million gift from Jerri-Ann and Gary E. Jacobs '79 to support fellowships in the division of social sciences, was the largest single gift ever made to the division by an alumnus.
- The campus's innovative environment was a magnet for entrepreneur Jerry Swartz, inventor of the hand-held barcode laser scanner. The Swartz Foundation committed an additional \$6 million, for a total of \$12 million, to support the Swartz Center for Computational Neuroscience at UCSD.
- A \$24.5 million award from the Gordon and Betty Moore Foundation will allow the campus to partner with UCSD alumnus J. Craig Venter '72, Ph.D. '75 – a visionary genomic scientist – and his research institute to map the genes of the tiniest marine creatures.
- With its three floors of clinical services and five-story research tower, the impact of the Rebecca and John Moores UCSD Cancer Center was reflected in the over \$1 million that was raised at the Celebrity Chefs' Gala.
- Faculty at UCSD are supported through more than 118 endowed chairs – of which over 37 were established since The Campaign for UCSD began.
- University milestones include the first \$5 million endowed dean's chair, The Stanley and Pauline Foster Endowed Chair at the Rady School of Management, funded by a generous donation from philanthropist Pauline Foster; the first endowed faculty chair in the department of anthropology, the Norma Kershaw Endowed Chair in the Archaeology of Ancient Israel and Neighboring Lands; and the first two of three chairs in Greek history – the Gerry and Jeannie Ranglas Chair in Ancient Greek History and the Alkiviadis Vassiliadis Chair in Byzantine Greek History.

REPORTING CONVENTIONS	01-02	02-03	03-04	04-05	05-06	05-06 TOTALS
<b>CASH (CAE)</b>	<b>Pledge Payments</b>					
	\$21,176,904	\$21,652,886	\$22,576,808	\$32,319,305	\$27,225,597	\$186,185,745
	<b>New Outright Gifts</b>					
	\$77,851,264	\$115,385,646	\$89,014,192	\$107,838,786	\$158,960,147	\$160,658,993
<b>ACCRUAL (REGENTS)</b>	<b>New Pledges</b>					
	\$23,373,853	\$15,717,217	\$42,949,751	\$39,497,126	\$1,698,846	

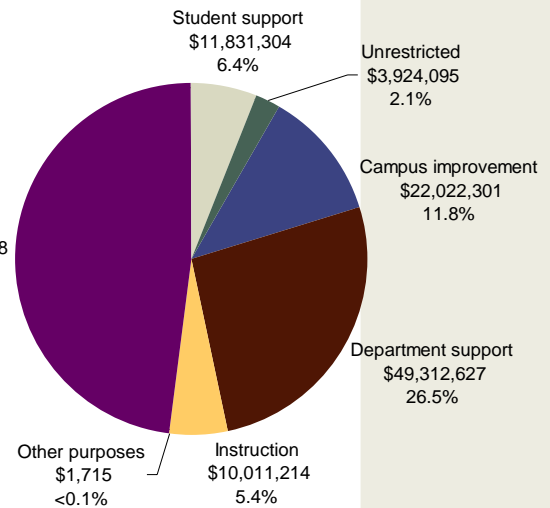
## TOTAL GIVING (\$ MILLIONS)



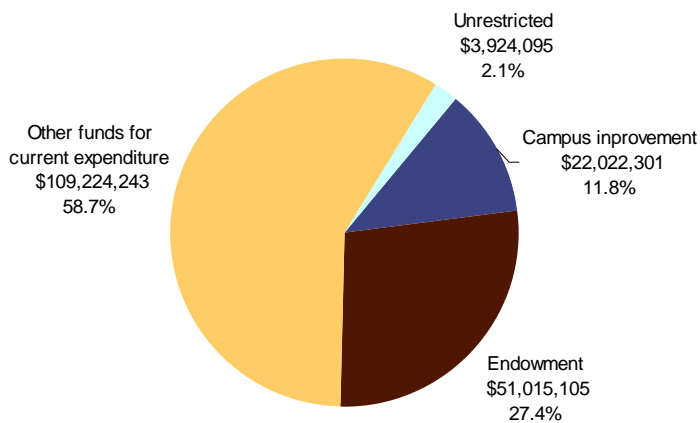
## GIFT SOURCE



## GIFT PURPOSE



## GIFT EXPENDITURE



Fiscal Year 2005-2006 marked a milestone for UCSF – the seventh straight year in which private support exceeded \$200 million. More than 24,000 donors contributed a total of \$201.2 million, funding health-related research and education, patient care, capital projects, and community outreach.

The following gifts – and thousands of others – help make UCSF one of the world's premier health-sciences institutions:

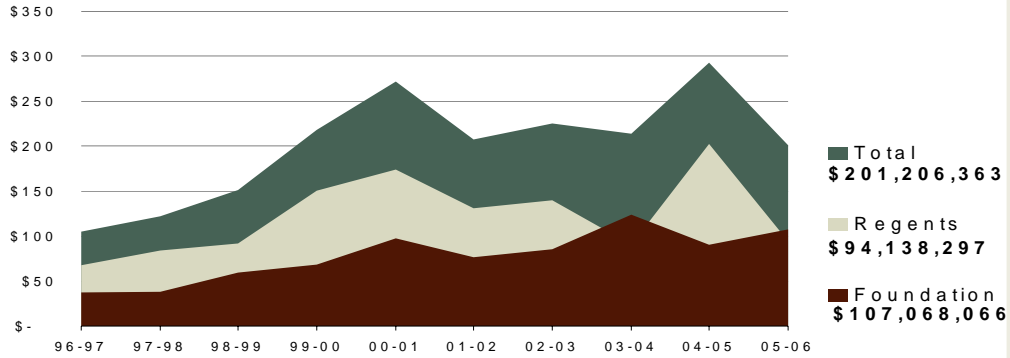
- A \$16 million gift from Ray and Dagmar Dolby will support construction of the UCSF Institute for Regeneration Medicine on the Parnassus Heights campus. The facility will bring under one roof some 15 labs already involved in diverse stem cell studies, fostering enhanced collaboration among scientists.
- Gifts totaling more than \$10 million from the Sandler Family Supporting Foundation will support the Sandler Program for Basic Research in Parasitic Diseases, the Sandler Program in Basic Sciences, the Sandler Program for Basic Research in Asthma, and the Osher Center for Integrative Medicine. Generous support from Herbert and Marion Sandler has advanced innovative, basic science research projects at UCSF for more than a decade.
- A \$6.2 million bequest from the combined estates of Jay, Clare, and Alicia McEvoy will name the McEvoy Family Lobby in UCSF Mission Bay's newest state-of-the-art facility: the Helen Diller Family Cancer Research Building. The McEvoy's generously supported UCSF during their lifetimes, spurring innovations through the Chancellor's Cancer Research Fund.
- The Frederick S. Moody, Jr., Trust provided a bequest of \$6.1 million to be added to the Chancellor's Fund. The assets of the trust included the family home and an interest in commercial property in the Mission Bay area of San Francisco.
- A \$2.8 million bequest from the estate of Maurice Eliaser, Jr., MD, will establish (1) an endowed chair in the Department of Psychiatry at the UCSF School of Medicine to study genetic and/or environmental forces on brain dysfunction and (2) a distinguished professorship at the San Francisco General Hospital for research into the causes, treatment, and prevention of cardiovascular disease. Eliaser was an alumnus of the UCSF Class of 1935 and an emeritus faculty member.
- To honor his late wife Lillian – who received her master of science degree in nursing from UCSF in 1962 – Dudley Aldous gave \$600,000 to establish the Lillian and Dudley Aldous Endowed Chair in Nursing at UCSF. The largest outright gift from an individual in the School of Nursing's history, this endowment will bolster nursing education and clinical care within the School.

REPORTING CONVENTIONS	01-02	02-03	03-04	04-05	05-06	05-06 TOTALS
<b>CASH (CAE)</b>	Pledge Payments \$38,351,907	\$47,946,084	\$64,755,711	\$48,212,621	\$49,832,502	\$201,206,363
<b>ACCURAL (REGENTS)</b>	New Outright Gifts \$168,873,610	\$177,651,058	\$152,891,169	\$244,719,760	\$151,373,861	\$192,318,214
	New Pledges \$36,194,039	\$33,087,642	\$100,811,917	\$41,644,719	\$40,944,353	

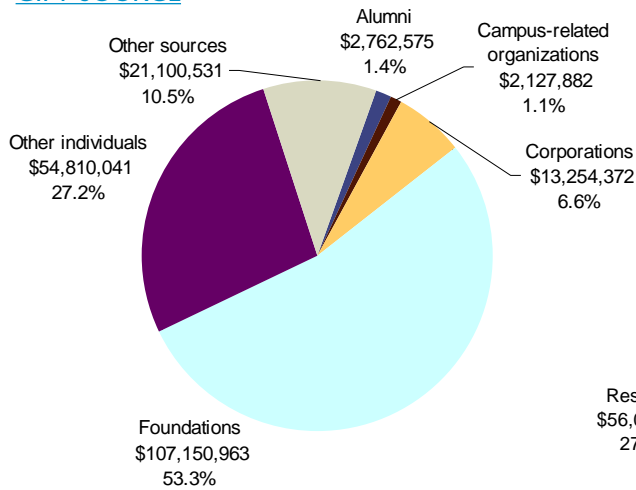


# SAN FRANCISCO

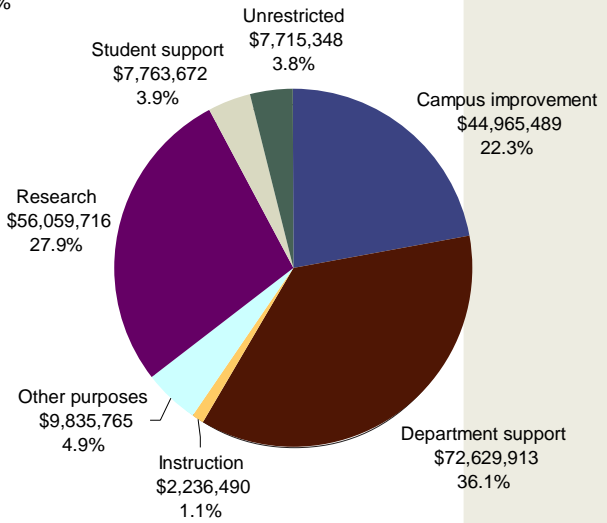
## TOTAL GIVING (\$ MILLIONS)



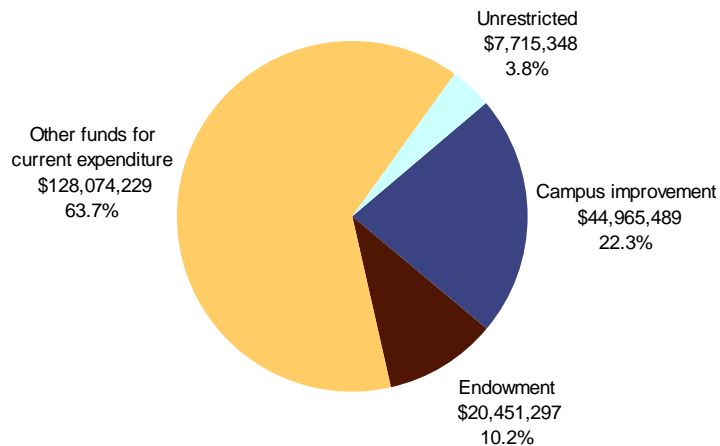
## GIFT SOURCE



## GIFT PURPOSE



## GIFT EXPENDITURE



UC Santa Barbara's first comprehensive campaign thus far has generated more than \$351 million toward a goal of \$500 million for priority projects and initiatives.

Of that total, UCSB received \$55.6 million in gifts and pledge payments from alumni and friends during the 2005-06 fiscal year for teaching, research, and capital projects, an increase of more than 13 percent over the previous fiscal year.

"UC Santa Barbara is grateful for the extraordinary support and vision of our Foundation Trustees, friends, faculty, staff, alumni, and parents who are helping us to create a dynamic future for the campus with their generous contributions to *The Campaign for UC Santa Barbara*," said Chancellor Henry T. Yang. "Our benefactors are essential to our efforts to attract and retain the best professors and most promising students, as well as to develop new educational opportunities, research initiatives, and facilities to ensure UCSB's excellence for future generations."

Since the inception of *The Campaign for UC Santa Barbara* in 2000, UCSB's endowment – now estimated at \$155 million – has nearly doubled. Numerous benefactors have made philanthropic gifts to create various endowment funds that will provide ongoing support for research and instruction, scholarships and fellowships, innovative programs, and facilities.

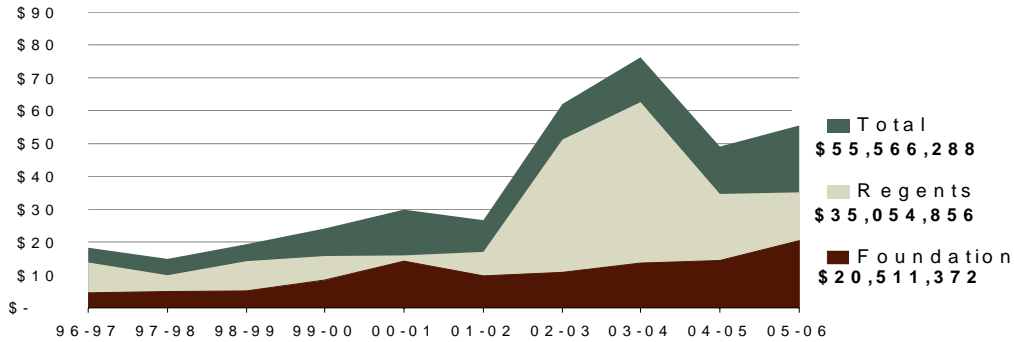
A total of 35 new endowed chairs have been established during the campaign, bringing UCSB's total to 60. Included in that figure are five endowed professorships created during 2005-06 by UCSB alumni volunteer leaders and by an anonymous benefactor to help build and support the campus's distinguished faculty.

This year's success toward the campaign goal was highlighted by some exceptionally generous donations. They included a record \$4.6 million in student support; a \$5 million research grant from the Paul G. Allen Family Foundation to develop and implement sustainable fisheries management practices in fishing communities; a \$4.9 million planned gift from UCSB alumnus Judith Stapelmann that will eventually fund an unrestricted endowment for the Department of Ecology, Evolution, and Marine Biology and operating support for the Sedgwick Reserve; and a \$3.5 million contribution from SAGE Publications to launch a dynamic new interdisciplinary research center for the study of the mind.

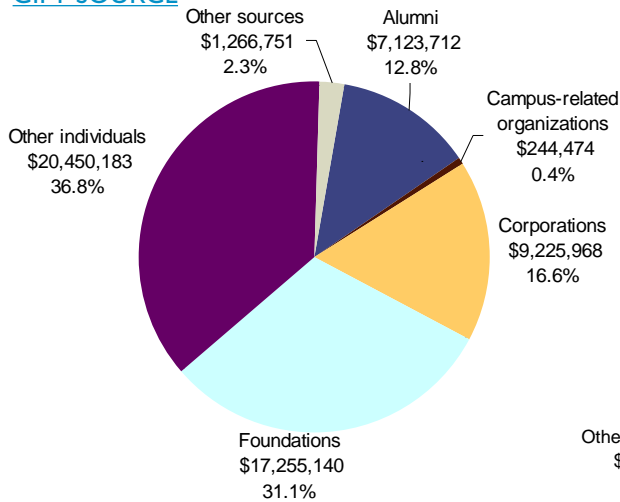
REPORTING CONVENTIONS	01-02	02-03	03-04	04-05	05-06	05-06 TOTALS
CASH (CAE)	Pledge Payments \$11,250,502	\$18,975,689	\$14,028,177	\$15,754,047	\$19,563,219	\$55,566,228
	New Outright Gifts \$15,469,747	\$43,092,827	\$62,186,963	\$33,231,352	\$36,003,009	
ACCRUAL (REGENTS)	New Pledges \$11,582,046	\$7,294,964	\$17,978,137	\$33,257,621	\$15,447,609	\$51,450,618

## SANTA BARBARA

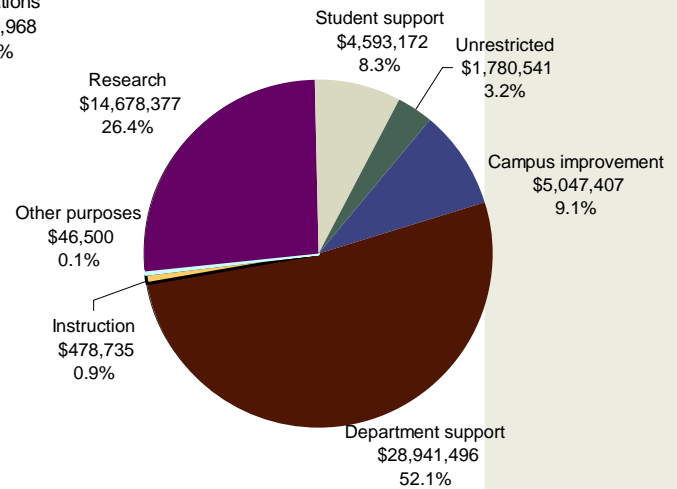
### TOTAL GIVING (\$ MILLIONS)



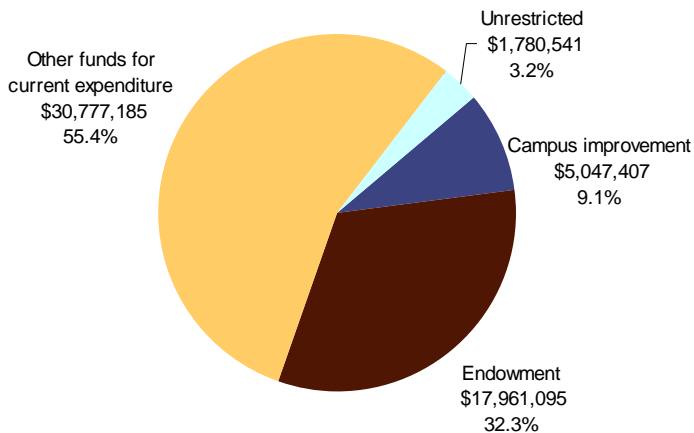
### GIFT SOURCE



### GIFT PURPOSE



### GIFT EXPENDITURE



UC Santa Cruz received more than \$26 million in private gifts and pledge payments during 2005-06. Alumni and parents played a key role, with nearly 2,000 contributing to the campus for the first time through the student callers of the Telephone Outreach Program.

The New Teacher Center drew considerable funding from its largest-ever grant, \$2.5 million from the William and Flora Hewlett Foundation. Other New Teacher Center initiatives received support from the Wachovia Foundation, the Goldman Sachs Foundation, the Rockefeller Foundation, and the Joyce Foundation.

Funding for outstanding marine research remained substantial, including a \$2.2 million grant from the Gordon and Betty Moore Foundation to establish an internationally collaborative microbial genomics laboratory. The Moore Foundation also awarded \$634,000 for a marine predators tagging project to study animal migrations and environments. Funding in the Physical and Biological Sciences Division also included a \$720,000 research grant by the American Cancer Society to study widespread *Helicobacter pylori*, a bacteria which can lead to ulcers and cancer.

Capital contributions to the McHenry Library Expansion Project increased as construction began. Both a reading garden surrounding the library and a new California History Room at Special Collections will be included when the project is completed in 2007. The library was honored when selected to receive works, valued at \$1.2 million, by acclaimed American photographer Brett Weston (1911-1993) from collector Christian Keese and the Brett Weston Archive.

An unusual gift by the Silicon Valley Off-Road Robotics Association is designed to enhance research in the School of Engineering on obstacle avoidance and autonomous driving. The \$850,000 Overbot is an off-road vehicle that has been extensively modified for driverless operations. Its special equipment includes sonar, radar, and a computer-controlled throttle, steering and brakes.

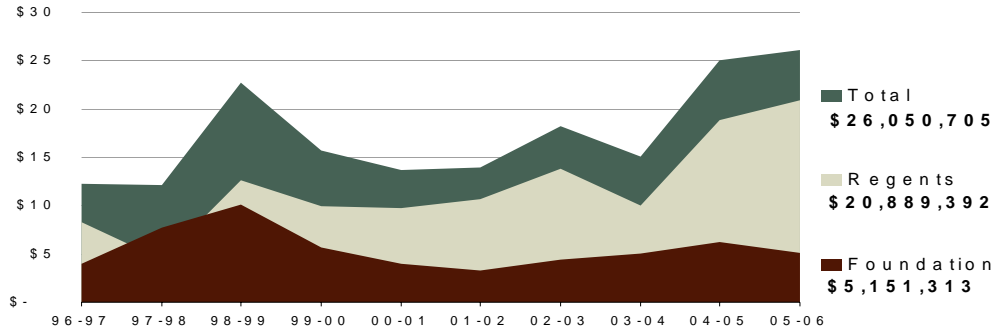
A longtime interest in the environment led to a commitment of \$350,000 for the Olga T. Griswold Chair in Environmental Studies, endowed by her son, Craig Griswold. The Griswold family spent summers in Aptos, near Santa Cruz, and Olga Griswold taught her children about marine life and the importance of protecting the environment.

In addition, \$2.6 million was raised through annual giving programs, including more than \$800,000 from alumni. Another \$85,852 was raised for the Alumni Association Scholarship Fund. Trustees of the UC Santa Cruz Foundation gave \$499,325.

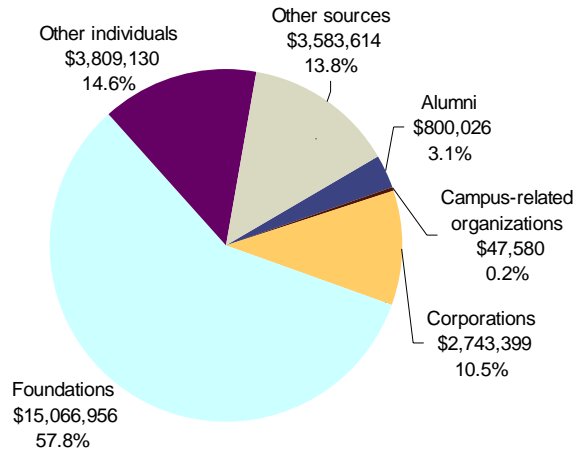
REPORTING CONVENTIONS	01-02	02-03	03-04	04-05	05-06	05-06 TOTALS
<b>CASH (CAE)</b>	<b>Pledge Payments</b> \$2,383,751	\$8,069,604	\$1,776,951	\$5,830,877	\$12,430,471	\$26,050,705
	<b>New Outright Gifts</b> \$11,556,413	\$10,120,551	\$13,320,995	\$19,224,367	\$13,620,234	\$21,629,692
<b>ACCRUAL (REGENTS)</b>	<b>New Pledges</b> \$1,900,497	\$12,539,854	\$18,933,640	\$16,157,888	\$8,009,458	

## SANTA CRUZ

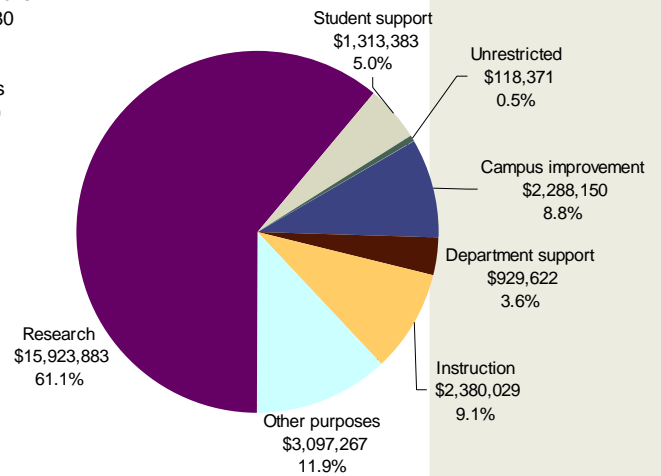
### TOTAL GIVING (\$ MILLIONS)



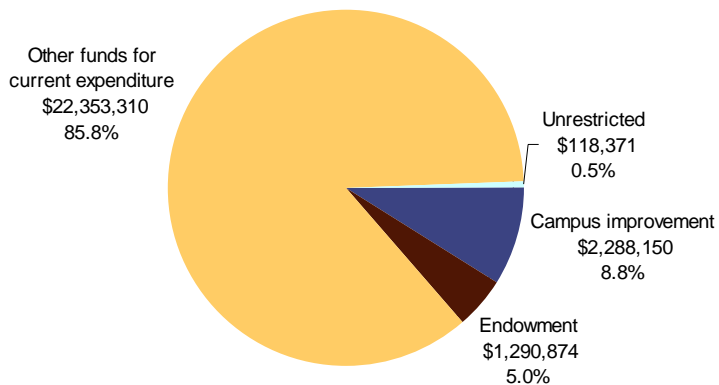
### GIFT SOURCE



### GIFT PURPOSE



### GIFT EXPENDITURE



## UNIVERSITYWIDE AND MULTI-CAMPUS PROGRAMS

The Universitywide programs include multi-campus research units; the three national laboratories that UC manages under contract with the federal government; the Mathematics, Engineering, Science Achievement (MESA) student-outreach program; the Puente Project, another important and successful outreach program for students statewide; the Education Abroad Program; and the University of California Press. The programs also include COSMOS (California State Summer School for Mathematics and Sciences), a summer residency program for 9th- through 12th-grade students with exceptional aptitude in math and science, and the Science and Math Initiative (SMI) which has the goal to produce 1,000 science and math teachers annually by 2010.

Multi-campus research units include the Humanities Research Institute, and the state-funded Breast Cancer Research and Tobacco Research Programs, among others.

The U.S. Department of Energy national laboratories include the E. O. Lawrence Berkeley National Laboratory and the Lawrence Livermore National Laboratory in California, and the Los Alamos National Laboratory in New Mexico, administered in conjunction with Bechtel Corporation.

The MESA program assists educationally disadvantaged students at pre-college, community college and university levels to excel in math and science and ultimately to attain degrees in math-based fields.

The Puente Project has helped tens of thousands of educationally under-served students to succeed in college through its innovative combination of accelerated writing instruction, academic counseling and through mentoring by community professionals. In California, Puente is located in 58 community colleges and 32 high schools. Its goal is to prepare and enroll students in four-year institutions such as UC.

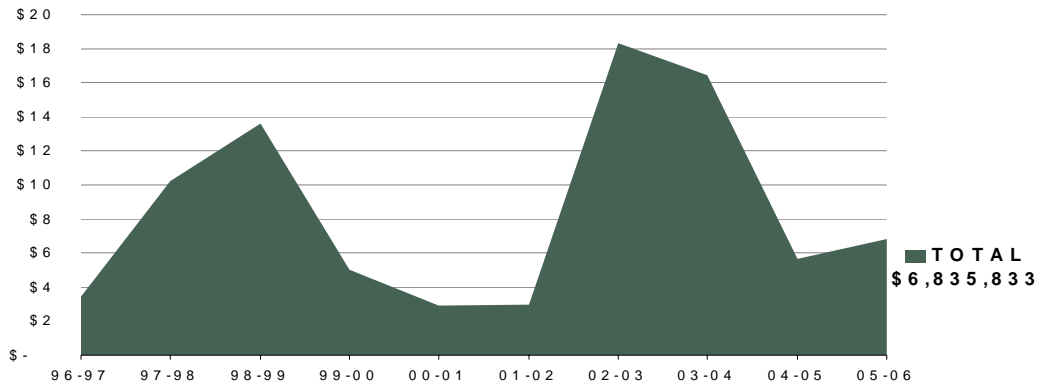
The Education Abroad Program (EAP) provides foreign study for over 4,500 students at more than 150 institutions in 35 countries. In most cases, UC students are fully integrated into the academic curriculum of the foreign host university and study alongside their native counterparts. Through its exchanges, partnerships and initiatives, EAP expands the scope of education at UC by giving students access to the vast new sources of knowledge available worldwide, to special pedagogical methods and field study opportunities, and to widely varying cultural, social, political and economic environments.

University of California Press, the nonprofit publishing arm of UC, is one of the nation's largest university publishers. UC Press is known for its long-standing strengths in the humanities, social sciences, and natural sciences and has earned worldwide recognition for its innovative titles and excellence in book design and production. Each year, it publishes 200 new books and more than 50 scholarly journals. Approximately 30 percent of its books are written by UC faculty.

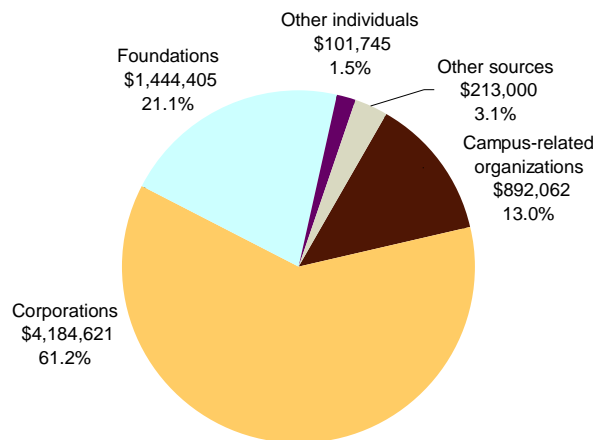
REPORTING CONVENTIONS	01-02	02-03	03-04	04-05	05-06	05-06 TOTALS
<b>CASH (CAE)</b>	<b>Pledge Payments</b> \$462,050	\$384,803	\$465,000	\$150,000	\$500,000	\$6,835,833
<b>ACCRUAL (REGENTS)</b>	<b>New Outright Gifts</b> \$2,485,244	\$17,926,526	\$15,984,131	\$5,524,371	\$6,335,833	\$8,702,867
	<b>New Pledges</b> \$61,300	\$369,403	\$746,500	\$0	\$2,367,034	

## UNIVERSITYWIDE AND MULTI-CAMPUS PROGRAMS

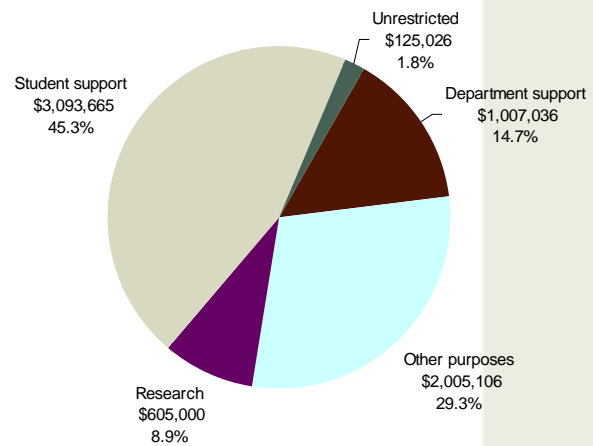
### TOTAL GIVING (\$ MILLIONS)



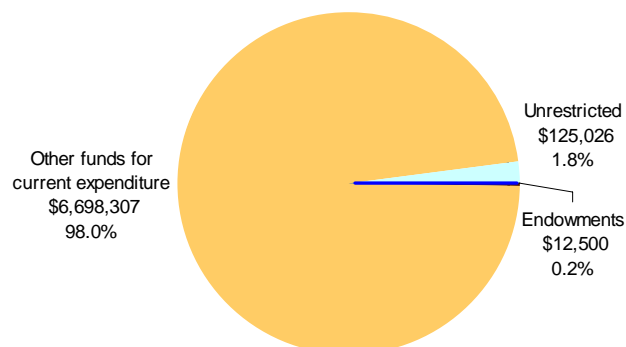
### GIFT SOURCE



### GIFT PURPOSE



### GIFT EXPENDITURE



# PRIVATE SUPPORT

## Campus Foundation Leadership

### BERKELEY

#### University of California, Berkeley Foundation

Website: [www.urel.berkeley.edu/foundation/](http://www.urel.berkeley.edu/foundation/)

##### Executive Officers

Chair: Robert G. O'Donnell '65, M.B.A. '66, Atherton  
Vice Chair: William F. Ausfahl '61, Moraga  
Chair-Audit Committee: Frank Baxter '61, Los Angeles  
Chair-Finance & Administration Committee: Cheryl Ann Valentine '79, M.B.A. '91, Walnut Creek  
Vice Chair-Finance & Administration Committee: Arnold Silverman '60, M.S. '61, Atherton  
Chair-Investment Committee: Robert B. Beim '66, Atherton  
Vice Chair-Investment Committee: D. Clayton Bentley II '75, Lafayette  
Chair-Governance Committee: Rick J. Holmstrom M.B.A. '98, Palo Alto  
Vice Chair-Governance Committee: Kathleen G. Correia '76, Lafayette  
Chair-Programs Committee: Katherine Lau '88, Los Altos  
Vice Chair-Programs Committee: Judy Webb, '60, Larkspur  
Immediate Past Chair: Dwight L. Barker '59, Orinda

##### Administrative Officers

President: Donald A. McQuade, Vice Chancellor-University Relations  
Vice President: F. Scott Biddy, Associate Vice Chancellor-University Relations  
Vice President: Irene Kim, Director, Development Planning-University Relations  
Vice President: Patrick O'Leary, Chief Administrative Officer-University Relations  
Interim Secretary: MiHi Ahn, Assistant Director, Development Planning-University Relations  
Interim Assistant Secretary: Emily Yeast, Administrative Assistant, Development Planning-University Relations  
Treasurer: Sri Mugunthan Renganathan, Director-Financial Services  
Assistant Treasurer: Sylvia A. Worthington, Senior Security Analyst

### DAVIS

#### UC Davis Foundation

Website: <http://www.development.ucdavis.edu/foundation.html>

##### Executive Officers

Chair: Meg Stallard '68, Woodland  
Vice Chair: Pam Fair '80, San Diego  
Chair-Finance & Investment Committee: Stephen Richards '76, Cupertino  
Chair-Nominating Committee: Gary Cusumano '65, Valencia  
Chair-Development Committee: Jackson (Jack) Gualco '78, Gold River  
Chair-Audit Committee: Jerome (Jerry) Suran, El Macero

Chancellor: Larry N. Vanderhoef

President/Secretary: Beverly (Babs) Sandeen, Vice Chancellor-University Relations

Treasurer/Chief Financial Officer: Isabella Corbin, Executive Director of Finance, Information Management & Administrative Services

### IRVINE

#### University of California, Irvine Foundation

Website: [www.foundation.uci.edu](http://www.foundation.uci.edu)

##### Officers

Chair: Douglas K. Freeman  
Chair-Investment & Finance: Rick Keller  
Chair-Nomination & Board Development: Ted Smith  
Chair-Strategic Planning Committee: Jim Mazzo  
Chair-Audit Committee: TBD  
General Counsel: TBD  
President: Thomas J. Mitchell, Vice Chancellor, University Advancement  
Chief Financial Officer: Lynn Rahn, Interim Assistant Vice Chancellor Resource Planning and Administration  
Secretary: Margie Berg, UCI Foundation Liaison, University Advancement

### LOS ANGELES

#### The UCLA Foundation

Website: [www.Foundation.UCLA.edu](http://www.Foundation.UCLA.edu)

##### Officers and Committee Chairs

Chair: James T. McCarthy, San Diego  
Immediate Past Chair: Herbert G. Kawahara '51, Rolling Hills Estates  
Interim Executive Vice President: Rhea Turteltaub, Interim Vice Chancellor-External Affairs  
Vice President-Development: Rhea Turteltaub, Associate Vice Chancellor-Development  
Vice President-Finance/Treasurer: Neal D. Axelrod, Assistant Vice Chancellor-Finance & Information Management '76  
Executive Director/Secretary: Peter A. Hayashida, Assistant Vice Chancellor-Advancement Services '88  
Chair-Audit Committee: Maurice Salter '69, Ed.D. '77, Los Angeles  
Chair-Executive Committee: James T. McCarthy, San Diego  
Chair-Finance Committee: Sandra Kass Gilman, '72, J.D. '75, Los Angeles  
Chair-Investment Committee: Steven L. Klosterman '74, Encinitas  
Chair-Nominations Committee: Herbert G. Kawahara '51, Rolling Hills Estates  
Chair-Philanthropy Committee: Betsy Wood Knapp, Los Angeles



# PRIVATE SUPPORT

## Campus Foundation Leadership

### MERCED

#### University of California, Merced Foundation

##### Executive Officers

Chair: Robert W. Carpenter, Merced  
Vice Chair: JoAnn N. Bertges, San Francisco  
Secretary: Lazar C. Piro, Turlock  
Treasurer: Rayburn S. DeZember, Bakersfield  
Corporate President: Rod Park, Acting Chancellor  
Corporate Vice President/Executive Director: John Garamendi, Jr.,  
Vice Chancellor-University Relations

### RIVERSIDE

#### UC Riverside Foundation

Website: [www.foundation.ucr.edu](http://www.foundation.ucr.edu)

##### Executive Officers

Chair: Barbara L. Robinson, Newport Beach  
Vice Chair: Open  
Treasurer: Nicholas H. Goldware '70, Riverside  
Immediate Past Chair: Amy S. Harrison '72, Grand Terrace  
President: William G. Boldt, Vice Chancellor-University  
Advancement  
Executive Director: Susan Harlow, Associate Vice Chancellor  
Secretary: Judith Lehr, Director-Donor Research & Relations  
Associate Treasurer: Elizabeth Wottring-Gonzales, Director-  
University Advancement Finance & Administration

### SANDIEGO

#### U.C. San Diego Foundation

Website: [www-er.ucsd.edu/ucsdfoundation](http://www-er.ucsd.edu/ucsdfoundation)

##### Executive Officers

Chair: Elaine Galinson, San Diego  
Vice Chair: John D. Cambon, '74, San Diego  
Vice Chair: Robert Horsman, San Diego  
Treasurer: Arthur Brody, San Diego

##### Operating Officers

Chancellor: Marye Anne Fox  
President: Keith Brant, Vice Chancellor-External Relations  
Vice President: Rebecca Newman, Associate Vice Chancellor-  
External Relations  
Assistant Treasurer: Steven W. Relyea, Vice Chancellor-  
Business Affairs  
Chief Financial Officer: Marlene Shaver, Associate Vice Chancellor-  
Information and Financial Systems for External Relations  
Corporate Secretary: Carrie Banks-Spillane, Board Operations Manager

### SAN FRANCISCO

#### University of California, San Francisco Foundation

Website: [www.ucsf.edu/foundation/](http://www.ucsf.edu/foundation/)

##### Executive Officers

Chair: Richard M. Rosenberg, San Francisco  
Vice Chair: Richard C. Conway, San Francisco  
President: J. Michael Bishop, MD, Chancellor  
Executive Vice President: Bruce W. Spaulding, Vice Chancellor-  
University Advancement & Planning  
Vice President: James Asp, Associate Vice Chancellor-University  
Development & Alumni Relations  
Treasurer: Steve Barclay, Vice Chancellor-Administration & Finance  
Secretary: Michael D. Irwin, Executive Director-Financial Services  
Administration

### SANTABARBARA

#### The UCSB Foundation

##### Foundation Officers

Chair: Stephen E. Cooper '68  
Past Chair: Steven C. Mendell '63  
Vice Chair-Finance & Treasurer: Bruce G. Wilcox '77  
Vice Chair-Development: Frederic E. Steck '67  
Vice Chair-Stewardship: Kathryn D. McKee '59  
Secretary: Susan Worster '70  
Executive Director: Gary A. Greinke, Associate Vice Chancellor  
Chief Financial Officer: Eric J. Sonquist, Director of Finance &  
Administration

### SANTACRUZ

#### U.C. Santa Cruz Foundation

Website: [www.ucsc.edu/administration/ur/foundation/](http://www.ucsc.edu/administration/ur/foundation/)

##### Executive Officers

President: Anuradha Luther Maitra, Saratoga  
Vice President: Gordon M. Ringold '72, Mountain View  
Parliamentarian: Timothy J. Morgan '70, Santa Cruz

##### Administrative Officers

Executive Secretary: Donna Murphy, Vice Chancellor-University  
Relations  
Treasurer: Thomas M. Vani, Vice Chancellor-Business &  
Administrative Services  
Assistant Treasurer: William L. Jump, Interim Director-Advancement  
Services

# PRIVATE SUPPORT

## Glossary

---

### **Gift data**

The gift data included in the Annual Report on the University Private Support Program are compiled using the Council for Aid to Education/cash convention for gift reporting (i.e., includes outright gifts, pledge payments, and private grants payments, not contracts). This is the reporting convention used for comparisons with other educational institutions.

### **Regents**

The Board of Regents of the University of California is the corporate body entrusted by the California State Constitution, Article IX, section 9, with the University's organization and administration.

### **Campus foundations**

Campus foundations, serving each of the ten University of California campuses, are independently incorporated as nonprofit, public-benefit corporations. They serve as the primary fundraising arm for their respective campuses. The strength of the foundations rests with the direction provided by their community-based volunteer trustees. Each foundation is staffed by University personnel.

## **SOURCES OF GIFTS**

This category identifies the original source of gifts and grants to The Regents and the campus foundations.

### **INDIVIDUALS**

#### **Alumni**

Alumni are defined as former undergraduate or graduate students, full- or part-time, who have earned some credit toward a degree offered by a particular campus of the University of California.

#### **Individuals (non-alumni)**

All individual donors who are not alumni are covered by this classification, including parents, faculty, staff, and trustees.

### **ORGANIZATIONS**

#### **Campus-related organizations**

This classification covers student groups, alumni associations, and University support groups, but not campus foundations. A gift to a campus foundation is reported in the classification appropriate to the original donor when the gift was received by the campus foundation.

### **Corporations**

This classification covers both for-profit entities and non-profit entities that are funded by for-profit entities.

For-profit entities are defined as corporations, businesses, partnerships, and cooperatives that have been organized for profit-making purposes, including corporations owned by individuals and families, incorporated professional individuals, and other closely held companies.

Examples of non-profit entities that are funded by for-profit entities include: industry or trade associations; professional, union, or lobbying organizations; and non-profit organizations funded by one or more companies or individuals operating for profit, including corporate foundations.

### **Foundations**

This classification covers private tax-exempt entities established and operated exclusively for charitable purposes; non-profit foundations or charitable trusts, including funds or endowments designated by the Internal Revenue Service as grant-making foundations; community foundations; family foundations; or charitable trusts. This classification excludes corporate foundations, campus foundations and quasi-government entities, such as the National Endowment for the Humanities.

### **Other sources**

This classification covers all non-profit organizations other than those described above, including fundraising consortia, religious organizations, and higher educational associations or institutions.

## **PURPOSES OF GIFTS**

This category identifies the intended use of private support as designated by the donor or grantor.

### **Research**

This classification applies to private support that is restricted to scientific, technical and humanistic investigation, including salaries and other support of research projects. Funds for research may also be included in the "campus improvement" classification (capital projects to support research) and in the "departmental support" classification (endowed chairs).

### **Student support**

This classification includes support that is restricted to non-repayable financial aid to undergraduate and graduate students, including undergraduate scholarships, graduate fellowships, awards, prizes, and private support for work-study students, as well as gift funds to support loans to be repaid by undergraduate and graduate students.

# PRIVATE SUPPORT

## Glossary

---

### **Instruction**

This classification is restricted to support for seminars, conferences, lecture programs, and faculty recognition awards, including salaries, honoraria and employee benefits.

### **Campus improvement**

This classification covers support for capital projects and for ongoing operation of the physical plant, including grounds and buildings, facilities, and equipment. It includes gifts and private grants of real and personal property, including equipment and works of art for use by the University. It also covers gifts and private grants that are restricted by the donor or grantor to purchase buildings, other facilities, equipment, and land for use by the University; to construct or carry out major renovation of buildings and other facilities; and to retire indebtedness. In addition, the classification applies to gifts of library materials and monetary support that is restricted to acquire, restore, and preserve books, periodicals, manuscripts, maps, and related materials; to acquire audiovisual and other equipment; and to support other activities of campus libraries.

### **Departmental support**

This classification covers gifts that are restricted by the donor to a particular academic division, department or entity. It also covers gifts that are restricted by the donor to a particular academic division, department or unit, and further restricted by the donor to a particular purpose for which no other purpose category is listed, including endowed chairs, but excluding support for instruction and student financial support, which are reported in the related classifications.

### **Other purposes**

This classification covers support of non-instructional services beneficial to individuals and groups external to the University (e.g., exhibits, museums, patient care, public service, and similar facilities and programs); and gifts restricted by the donor for endowment, which maintains the principal in perpetuity, but otherwise unrestricted by the donor as to use of the endowment income. It also includes support for intercollegiate athletics. Note that gifts to support athletic scholarships are reported in “student support” and gifts for athletic capital projects are reported in “campus improvement”.

### **Unrestricted**

This classification includes gifts made by the donor for current use without restriction, regardless of any subsequent administrative designation or purpose.

### **TYPE OF ASSETS**

This category identifies the form (type of asset) comprising the support received this year by the University and the campus foundation.

#### **Cash**

This classification covers currency, coins, checks, money orders, credit cards transactions, and bank drafts.

#### **Securities**

This classification includes stocks, bonds, and related instruments, such as promissory (mortgage) notes and insurance policies, if maintained rather than surrendered for cash.

#### **Real property**

This classification applies to real estate, including land, buildings, and other improvements; and to oil, mineral and related rights. Real property is reported at its fair market value.

#### **Non-monetary items**

This classification applies to personal or company property (except securities and real property), including works of art, books, intellectual property, and scientific and other equipment. Non-monetary gifts are reported at their fair market value.

### **PLANNED GIFTS**

A planned gift is often referred to as a “split-interest arrangement”; it involves benefits for the donor (or another non-charitable beneficiary) and for the charitable institution. In such a circumstance, a donor who makes a current gift-in-trust is eligible for an income for life or for a period of years related to the underlying assets of the gift, as well as to certain income-tax benefits for making a charitable contribution. The donor may name himself or herself or another individual as the life-income beneficiary; on the demise of the beneficiary or at the conclusion of the trust term, the charitable remainder is applied to the charitable purpose specified in the gift agreement.

**Face value** is a term that refers to the total amount of a planned gift agreement, i.e., the amount conveyed by gift to establish a split-interest trust or other planned gift.

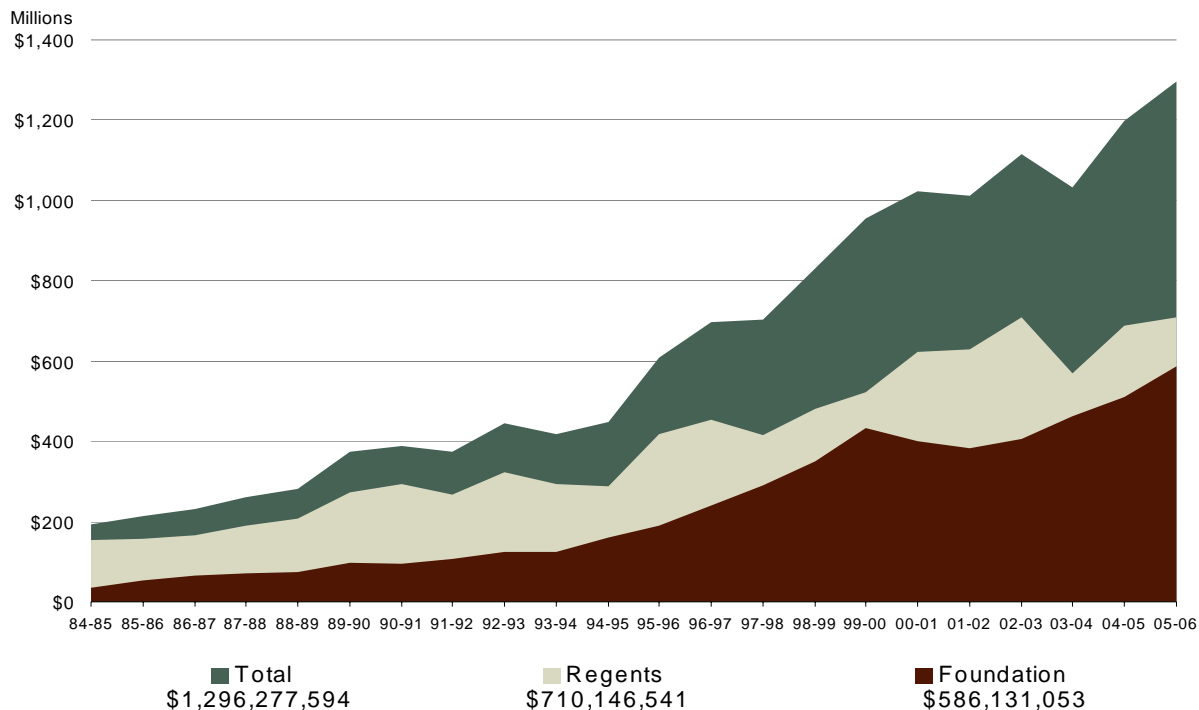
**Present value** is a term that refers to the discounted value of a planned gift used to predict in today's dollars what the gift will be worth when it becomes available to support the charitable purpose for which it was designated by the donor.

# PRIVATE SUPPORT

## Appendix

### Private Support to The Regents and the Campus Foundations (CAE/Cash Convention) 1985-86 to 2005-06

Fiscal Years	Regents	Foundation	Total
1985-1986	158,580,891	54,407,339	212,988,230
1986-1987	166,417,549	64,748,724	231,166,273
1987-1988	189,708,505	72,010,265	261,718,770
1988-1989	206,658,825	75,124,790	281,783,615
1989-1990	273,397,761	99,237,229	372,634,990
1990-1991	293,223,954	94,218,412	387,442,366
1991-1992	265,656,168	106,986,912	372,643,080
1992-1993	322,993,532	123,380,160	446,373,692
1993-1994	293,837,983	123,441,673	417,279,656
1994-1995	286,612,728	160,132,785	446,745,513
1995-1996	418,367,669	189,583,298	607,950,967
1996-1997	454,269,849	241,513,863	695,783,712
1997-1998	414,224,944	290,143,326	704,368,270
1998-1999	480,533,690	348,788,445	829,322,135
1999-2000	522,810,531	432,084,528	954,895,059
2000-2001	621,634,140	400,873,079	1,022,507,219
2001-2002	629,248,027	382,349,876	1,011,597,903
2002-2003	709,481,356	405,505,130	1,114,986,486
2003-2004	569,903,692	463,331,591	1,033,235,283
2004-2005	687,234,899	509,643,409	1,196,878,308
2005-2006	\$710,146,541	\$586,131,053	\$1,296,277,594



# PRIVATE SUPPORT

## Appendix

### Private Support to The Regents and the Campus Foundations (Accrual/Regents Convention)

BERKELEY	Regents	Foundation	Total
1996-1997	117,850,766	63,023,760	180,874,527
1997-1998	109,208,999	78,365,474	187,574,474
1998-1999	110,603,382	74,042,888	184,646,270
1999-2000	108,158,937	60,879,187	169,038,124
2000-2001	143,660,304	59,295,494	202,955,798
2001-2002	164,725,453	58,825,468	223,550,922
2002-2003	138,739,314	52,078,162	190,817,477
2003-2004	110,884,590	71,516,306	182,400,896
2004-2005	132,647,534	90,026,054	222,673,588
2005-2006	177,070,648	106,642,052	283,712,700

DAVIS	Regents	Foundation	Total
1996-1997	35,244,078	8,799,475	44,043,553
1997-1998	34,297,995	12,436,086	46,734,081
1998-1999	41,385,850	11,795,749	53,181,599
1999-2000	62,374,592	13,910,307	76,284,899
2000-2001	57,926,040	15,717,753	73,643,793
2001-2002	55,998,937	26,898,413	82,897,350
2002-2003	52,383,870	12,242,398	64,626,269
2003-2004	62,817,960	18,565,112	81,383,072
2004-2005	52,855,601	47,341,313	100,196,914
2005-2006	57,204,093	21,446,184	78,650,277

IRVINE	Regents	Foundation	Total
1996-1997	13,246,643	13,479,373	26,726,016
1997-1998	13,042,096	17,925,916	30,968,012
1998-1999	26,450,521	22,094,925	48,545,446
1999-2000	24,205,790	43,048,366	67,254,156
2000-2001	19,728,999	28,761,307	48,490,306
2001-2002	15,801,241	23,099,576	38,900,817
2002-2003	28,593,600	24,632,084	53,225,684
2003-2004	26,446,614	25,900,421	52,347,035
2004-2005	24,383,198	30,682,570	55,065,768
2005-2006	50,698,808	33,652,991	84,351,799

LOS ANGELES	Regents	Foundation	Total
1996-1997	114,525,496	83,281,504	197,807,000
1997-1998	96,497,050	100,688,950	197,186,000
1998-1999	85,354,206	122,849,794	208,204,000
1999-2000	91,076,708	162,688,292	253,765,000
2000-2001	139,738,357	123,914,049	263,652,406
2001-2002	146,693,728	135,649,641	282,343,369
2002-2003	187,378,254	132,084,530	319,462,784
2003-2004	122,662,204	139,486,383	262,148,587
2004-2005	140,422,261	141,130,212	281,552,473
2005-2006	157,372,797	162,207,756	319,580,553

MERCED	Regents	Foundation	Total
1996-1997	n/a	n/a	n/a
1997-1998	n/a	n/a	n/a
1998-1999	n/a	n/a	n/a
1999-2000	\$234,788	n/a	\$234,788
2000-2001	1,221,993	n/a	1,221,993
2001-2002	1,570,077	n/a	1,570,077
2002-2003	7,930,886	162,104	8,092,990
2003-2004	3,356,106	1,017,842	4,373,948
2004-2005	3,330,652	1,770,679	5,101,331
2005-2006	10,363,874	2,236,081	12,599,955

RIVERSIDE	Regents	Foundation	Total
1996-1997	14,206,955	4,691,945	18,898,900
1997-1998	5,793,537	6,981,163	12,774,700
1998-1999	4,550,045	8,029,955	12,580,000
1999-2000	5,715,668	6,687,732	12,403,400
2000-2001	13,131,803	7,621,889	20,753,692
2001-2002	23,198,970	7,132,830	30,331,800
2002-2003	10,836,579	5,198,357	16,034,937
2003-2004	11,271,603	5,951,870	17,223,473
2004-2005	14,695,527	4,787,221	19,482,748
2005-2006	17,235,810	24,301,626	41,537,435

SAN DIEGO	Regents	Foundation	Total
1996-1997	65,992,523	22,121,177	88,113,700
1997-1998	46,719,877	22,774,523	69,494,400
1998-1999	79,496,016	35,239,984	114,736,000
1999-2000	50,101,143	62,690,857	112,792,000
2000-2001	43,942,517	49,689,403	93,631,920
2001-2002	59,924,172	41,289,349	101,213,521
2002-2003	60,041,862	78,547,353	138,589,215
2003-2004	53,371,665	58,227,110	111,598,775
2004-2005	56,857,995	83,300,096	140,158,091
2005-2006	83,282,133	102,903,612	186,185,745

SAN FRANCISCO	Regents	Foundation	Total
1996-1997	67,764,082	37,604,392	105,368,474
1997-1998	84,066,816	38,363,513	122,430,329
1998-1999	92,324,071	59,375,710	151,699,781
1999-2000	150,304,944	68,015,105	218,320,049
2000-2001	173,800,440	97,764,756	271,565,196
2001-2002	130,790,000	76,437,552	207,227,552
2002-2003	140,103,546	85,493,594	225,597,140
2003-2004	90,034,936	123,961,844	213,996,780
2004-2005	202,885,156	90,047,225	292,932,381
2005-2006	94,138,297	107,068,066	201,206,363

SANTA BARBARA	Regents	Foundation	Total
1996-1997	13,713,581	4,522,086	18,235,667
1997-1998	9,952,445	4,874,302	14,826,747
1998-1999	14,161,188	5,273,945	19,435,133
1999-2000	15,633,059	8,477,733	24,110,792
2000-2001	15,850,896	14,143,136	29,994,032
2001-2002	16,955,698	9,724,290	26,679,988
2002-2003	51,345,517	10,671,661	62,017,178
2003-2004	62,556,126	13,659,014	76,215,140
2004-2005	34,644,655	14,340,743	48,985,398
2005-2006	35,054,856	20,511,372	55,566,228

SANTA CRUZ	Regents	Foundation	Total
1996-1997	8,279,730	3,990,150	12,269,881
1997-1998	4,423,734	7,733,397	12,157,132
1998-1999	12,603,655	10,085,496	22,689,151
1999-2000	9,987,998	5,686,949	15,674,947
2000-2001	9,712,905	3,965,292	13,678,197
2001-2002	10,642,457	3,292,756	13,935,213
2002-2003	13,816,598	4,394,886	18,211,484
2003-2004	10,052,257	5,045,689	15,097,946
2004-2005	18,837,949	6,217,296	25,055,245
2005-2006	20,889,392	5,161,313	26,050,705

Note: UC Davis totals include certain gifts and private grants made to the Systemwide Division of Agriculture and Natural Resources.